



Results Summary

Event Number 1

Rank	Heat	Lane	Name	Date of Birth	NOC Code	R.T.	Time	Time Behind
1	4	4	YOSHIDA Keisuke	17 APR 2000	JPN	0.72	3:51.68	Q
	50m 26.42	100m 55.59	150m 1:25.56	200m 1:55.56	250m 2:25.37	300m 2:55.00	350m 3:24.62	
		29.17	29.97	30.00	29.81	29.63	29.62	27.06
2	4	5	KALMAR Akos	11 JAN 2000	HUN	0.75	3:51.73	0.05 Q
	50m 27.32	100m 56.52	150m 1:25.95	200m 1:55.64	250m 2:24.99	300m 2:54.16	350m 3:23.18	
		29.20	29.43	29.69	29.35	29.17	29.02	28.55
3	3	4	MILAK Kristof	20 FEB 2000	HUN	0.74	3:51.99	0.31 Q
	50m 26.42	100m 55.39	150m 1:25.51	200m 1:55.17	250m 2:25.36	300m 2:55.28	350m 3:24.23	
		28.97	30.12	29.66	30.19	29.92	28.95	27.76
4	4	2	LOKTEV Denis	6 APR 2000	ISR	0.66	3:52.04	0.36 Q
	50m 27.07	100m 56.28	150m 1:26.05	200m 1:55.65	250m 2:25.32	300m 2:54.67	350m 3:24.29	
		29.21	29.77	29.60	29.67	29.35	29.62	27.75
5	2	8	HAFNAOUI Ahmed Ayoub	4 DEC 2002	TUN	0.76	3:52.06	0.38 Q
	50m 26.13	100m 54.77	150m 1:23.94	200m 1:53.72	250m 2:23.22	300m 2:53.56	350m 3:22.78	
		28.64	29.17	29.78	29.50	30.34	29.22	29.28
6	4	6	DE TULLIO Marco	21 SEP 2000	ITA	0.68	3:52.31	0.63 Q
	50m 27.37	100m 56.89	150m 1:26.08	200m 1:56.09	250m 2:25.23	300m 2:54.90	350m 3:23.92	
		29.52	29.19	30.01	29.14	29.67	29.02	28.39
7	3	5	NGUYEN Huy Hoang	10 JUL 2000	VIE	0.75	3:52.40	0.72 Q
	50m 27.30	100m 56.56	150m 1:25.92	200m 1:55.73	250m 2:25.35	300m 2:54.97	350m 3:24.41	
		29.26	29.36	29.81	29.62	29.62	29.44	27.99
8	3	6	DJAKOVIC Antonio	8 OCT 2002	SUI	0.76	3:52.42	0.74 Q
	50m 26.40	100m 55.35	150m 1:24.71	200m 1:54.94	250m 2:24.60	300m 2:54.72	350m 3:24.29	
		28.95	29.36	30.23	29.66	30.12	29.57	28.13
9	4	3	REID Zac	28 JAN 2000	NZL	0.71	3:52.79	1.11
	50m 26.82	100m 56.02	150m 1:25.82	200m 1:55.49	250m 2:25.36	300m 2:54.94	350m 3:24.66	
		29.20	29.80	29.67	29.87	29.58	29.72	28.13
10	3	3	CALLONI Johannes	3 JAN 2000	ITA	0.79	3:53.15	1.47
	50m 27.82	100m 56.89	150m 1:26.56	200m 1:56.01	250m 2:25.85	300m 2:55.44	350m 3:24.65	
		29.07	29.67	29.45	29.84	29.59	29.21	28.50
11	2	2	HANSON Robin	2 APR 2001	SWE	0.64	3:53.71	2.03
	50m 26.71	100m 55.52	150m 1:25.06	200m 1:54.70	250m 2:24.78	300m 2:54.50	350m 3:24.67	
		28.81	29.54	29.64	30.08	29.72	30.17	29.04
12	3	2	GHAFFARI Mohamed Aziz	19 FEB 2000	TUN	0.74	3:54.02	2.34
	50m 26.45	100m 55.35	150m 1:25.43	200m 1:55.19	250m 2:25.50	300m 2:55.41	350m 3:25.34	
		28.90	30.08	29.76	30.31	29.91	29.93	28.68
13	3	1	GIL CORBACHO Marcos	29 JAN 2000	ESP	0.70	3:54.22	2.54
	50m 26.84	100m 55.75	150m 1:25.80	200m 1:55.60	250m 2:25.48	300m 2:55.27	350m 3:25.31	
		28.91	30.05	29.80	29.88	29.79	30.04	28.91
14	2	1	SETIN SARTORI Murilo	18 MAY 2002	BRA	0.75	3:55.76	4.08
	50m 28.30	100m 58.56	150m 1:28.85	200m 1:58.54	250m 2:28.25	300m 2:57.57	350m 3:27.18	
		30.26	30.29	29.69	29.71	29.32	29.61	28.58
15	3	7	LOPES Jose	16 OCT 2000	POR	0.67	3:56.10	4.42
	50m 26.53	100m 55.98	150m 1:25.37	200m 1:55.94	250m 2:25.57	300m 2:56.25	350m 3:26.21	
		29.45	29.39	30.57	29.63	30.68	29.96	29.89
16	2	4	GEORGAKOPOULOS Andreas	9 SEP 2000	GRE	0.73	3:56.37	4.69
	50m 27.87	100m 57.62	150m 1:27.71	200m 1:58.03	250m 2:27.75	300m 2:57.73	350m 3:27.40	
		29.75	30.09	30.32	29.72	29.98	29.67	28.97
17	4	7	YANCHEV Yordan	30 AUG 2001	BUL	0.71	3:56.90	5.22
	50m 27.70	100m 57.85	150m 1:27.15	200m 1:57.23	250m 2:26.50	300m 2:56.84	350m 3:27.39	
		30.15	29.30	30.08	29.27	30.34	30.55	29.51
18	1	6	TURAN Efe	17 SEP 2000	TUR	0.84	3:56.92	5.24
	50m 26.99	100m 56.41	150m 1:26.06	200m 1:56.25	250m 2:26.77	300m 2:57.70	350m 3:27.78	
		29.42	29.65	30.19	30.52	30.93	30.08	29.14
19	4	8	SCHMIDT Aaron	11 MAY 2000	GER	0.69	3:57.03	5.35
	50m 26.99	100m 56.81	150m 1:26.63	200m 1:57.05	250m 2:27.01	300m 2:57.36	350m 3:27.45	
		29.82	29.82	30.42	29.96	30.35	30.09	29.58
20	2	6	FREEMAN James Samuel	28 MAR 2001	BOT	0.72	3:57.37	5.69
	50m 27.00	100m 57.19	150m 1:27.27	200m 1:57.64	250m 2:27.69	300m 2:58.34	350m 3:28.23	
		30.19	30.08	30.37	30.05	30.65	29.89	29.14



Results Summary

Event Number 1

Rank	Heat	Lane	Name	Date of Birth	NOC Code	R.T.	Time	Time Behind
21	1	4	KURACHKIN Kanstantsin	10 MAY 2000	BLR	0.74	3:57.99	6.31
	50m 26.37	100m 55.49	150m 1:25.48	200m 1:55.77	250m 2:26.48	300m 2:56.91	350m 3:27.80	
			29.12	29.99	30.71	30.43	30.89	30.19
				30.29				
22	3	8	JULIA TOUS Ferran	7 JUL 2000	ESP	0.62	3:58.11	6.43
	50m 27.16	100m 57.05	150m 1:26.67	200m 1:57.40	250m 2:26.98	300m 2:58.02	350m 3:28.14	
			29.89	29.62	29.58	31.04	30.12	29.97
				30.73				
23	2	5	HONG Jinquan	23 MAR 2003	CHN	0.70	3:58.93	7.25
	50m 27.24	100m 57.19	150m 1:27.11	200m 1:57.32	250m 2:27.82	300m 2:58.66	350m 3:29.06	
			29.95	29.92	30.50	30.84	30.40	29.87
				30.21				
24	4	1	KOZIEJKO Bartłomiej	28 FEB 2000	POL	0.75	3:59.08	7.40
	50m 27.94	100m 57.16	150m 1:27.40	200m 1:57.19	250m 2:27.40	300m 2:57.75	350m 3:28.78	
			29.22	30.24	30.21	30.35	31.03	30.30
				29.79				
25	1	5	HLOBEN Adam	2 MAY 2001	CZE	0.75	3:59.11	7.43
	50m 26.98	100m 56.64	150m 1:26.70	200m 1:57.04	250m 2:26.99	300m 2:58.12	350m 3:28.67	
			29.66	30.06	29.95	31.13	30.55	30.44
				30.34				
26	2	3	BARAO Will	17 MAR 2001	USA	0.79	4:00.43	8.75
	50m 27.76	100m 57.70	150m 1:28.20	200m 1:58.70	250m 2:29.46	300m 3:00.22	350m 3:31.02	
			29.94	30.50	30.76	30.76	30.80	29.41
				30.50				
27	1	2	LACANSKI Boris	5 NOV 2002	SRB	0.82	4:02.06	10.38
	50m 27.58	100m 57.21	150m 1:27.44	200m 1:57.91	250m 2:28.83	300m 3:00.08	350m 3:31.41	
			29.63	30.23	30.92	31.25	31.33	30.65
				30.47				
28	2	7	BEAUGRAND Paul	16 MAY 2000	FRA	0.74	4:02.83	11.15
	50m 27.01	100m 57.63	150m 1:28.40	200m 1:59.45	250m 2:30.68	300m 3:01.99	350m 3:33.13	
			30.62	30.77	31.23	31.31	31.14	29.70
				31.05				
29	1	3	ARROYO Jarod	2 JAN 2001	PUR	0.70	4:02.94	11.26
	50m 27.63	100m 57.12	150m 1:26.82	200m 1:57.20	250m 2:27.98	300m 2:59.09	350m 3:31.41	
			29.49	29.70	30.78	31.11	32.32	31.53
				30.38				
30	1	7	CHAHAL Arvin	15 DEC 2000	MAS	0.71	4:06.11	14.43
	50m 27.98	100m 58.18	150m 1:28.69	200m 2:00.22	250m 2:31.47	300m 3:03.26	350m 3:34.80	
			30.20	30.51	31.25	31.79	31.54	31.31
				31.53				
31	1	1	NDIAYE Amadou	28 APR 2001	SEN	0.85	4:17.36	25.68
	50m 29.20	100m 1:00.56	150m 1:33.58	200m 2:06.27	250m 2:39.55	300m 3:12.36	350m 3:45.39	
			31.36	33.02	33.28	32.81	33.03	31.97
				32.69				
32	1	8	SAMIL Nur Haziq	25 JAN 2001	BRU	0.74	4:33.47	41.79
	50m 29.89	100m 1:02.93	150m 1:36.64	200m 2:11.89	250m 2:47.00	300m 3:23.07	350m 3:58.58	
			33.04	33.71	35.11	36.07	35.51	34.89
				35.25				

Legend:
Q Qualified for next phase

R.T. Reaction Time



Results Summary

Event Number 2

Rank	Heat	Lane	Name	Date of Birth	NOC Code	R.T.	Time	Time Behind
1	4	4	SELEIKAITE Agne	6 FEB 2000	LTU	0.63	31.55	Q
2	6	4	McSHARRY Mona	21 AUG 2000	IRL	0.71	31.78	0.23 Q
3	4	3	WISEMAN Avery	7 APR 2002	CAN	0.71	31.81	0.26 Q
3	6	2	BRUNZELL Hannah	22 MAR 2001	SWE	0.78	31.81	0.26 Q
5	5	4	COYNE Niamh	22 JUN 2001	IRL	0.75	31.90	0.35 Q
6	6	5	HODGES Chelsea	27 JUN 2001	AUS	0.75	31.91	0.36 Q
7	5	1	CHUE Christie May	3 JUL 2000	SGP	0.69	31.95	0.40 Q
8	5	2	LAHTINEN Laura	3 JUN 2003	FIN	0.69	32.01	0.46 Q
9	6	1	MUNDELL Christin	30 SEP 2001	RSA	0.70	32.16	0.61 Q
10	5	5	HALLMANN Weronika	20 JUL 2000	POL	0.67	32.24	0.69 Q
11	6	3	MAKAROVA Anastasia	8 JAN 2003	RUS	0.68	32.35	0.80 Q
12	6	6	TETEREVKOVA Kotryna	23 JAN 2002	LTU	0.72	32.42	0.87 Q
13	4	5	CELIK Tina	24 APR 2001	SLO	0.67	32.44	0.89 Q
14	4	1	KUCHERAN Nina	3 JUL 2000	CAN	0.68	32.48	0.93 Q
15	5	3	SAMANCI Gulsen Beste	21 FEB 2000	TUR	0.66	32.56	1.01 Q
16	4	2	BOONAMPHAI Saovanee	18 APR 2000	THA	0.60	32.67	1.12 Q
17	6	7	MANSSON Julia	4 SEP 2002	SWE	0.69	32.86	1.31
18	5	6	MOSCENSCAIA Anastasia	31 JUL 2000	MDA	0.72	32.89	1.34
19	5	8	MEDIC Mila	25 JAN 2000	SRB	0.66	32.99	1.44
20	5	7	BASSO BERT Clara	26 JAN 2001	FRA	0.73	33.02	1.47
21	4	6	GUTTMANN Elena	31 OCT 2001	AUT	0.68	33.04	1.49
22	2	5	ZHENG Muyan	19 AUG 2002	CHN	0.63	33.23	1.68
22	3	1	PEREIRA Raquel	6 JAN 2000	POR	0.75	33.23	1.68
24	3	4	PETKOVA Diana	10 JUN 2000	BUL	0.75	33.26	1.71
25	6	8	ASABA Shiori	4 AUG 2000	JPN	0.75	33.46	1.91
26	3	6	ONIEVA HENRICH Elena	20 FEB 2001	SUI	0.66	33.64	2.09
27	3	5	HUSZAR Ingrid	9 JUN 2003	ROU	0.83	33.68	2.13
28	4	8	PASUKAN Emina	12 APR 2001	BIH	0.71	33.84	2.29
29	3	7	KRONIGER Anna	23 JUN 2000	GER	0.71	33.98	2.43
30	3	2	CULINA Nika	22 OCT 2001	CRO	0.81	34.27	2.72
31	2	4	SCHREUDERS Anahi	17 FEB 2000	ARU	0.76	34.37	2.82
32	3	8	ZABORSKA Miroslava	4 FEB 2001	SVK	0.71	34.39	2.84
33	4	7	MALLET Camille	28 MAY 2001	FRA	0.68	34.57	3.02
34	3	3	MENLIBAEVA Bibigul	12 JUN 2001	UZB	0.78	35.00	3.45
35	1	4	ZHDRELLA Melisa	10 MAY 2000	KOS	0.71	35.44	3.89
36	2	6	AL YAFEI Lara Yousuf Ali	24 FEB 2002	OMA	0.69	37.35	5.80
37	2	1	GONDO Ruvarashe Tjawada	1 APR 2002	BOT	0.71	37.79	6.24
38	2	3	KAMARA Ramatoulaye	9 MAR 2000	SEN	0.73	37.94	6.39
39	2	8	KHULAIL Aishath Hulva	3 SEP 2003	MDV	0.72	43.41	11.86
40	2	2	EKOMBA Rita	10 DEC 2000	GEQ	0.94	49.28	17.73
41	2	7	SESSOUMA Gniene Faouzia	20 OCT 2002	BUR	1.02	57.76	26.21
42	1	5	ABDALLAH ATTOUMANI Maria	18 SEP 2001	COM	1.07	1:00.13	28.58
43	1	3	SALIMA Ahmadou Youssoufou	21 OCT 2003	NIG	0.91	1:00.64	29.09

Legend:

Q Qualified for next phase

R.T. Reaction Time



Results Summary

Event Number 3

Rank	Heat	Lane	Name	Date of Birth	NOC Code	R.T.	50m	Time	Time Behind
1	4	4	KOLESNIKOV Kliment	9 JUL 2000	RUS	0.64	26.60	54.26 27.66	Q
2	3	4	MARTIN Daniel Cristian	5 OCT 2000	ROU	0.56	26.13	54.46 28.33	0.20 Q
3	2	4	CECCON Thomas	27 JAN 2001	ITA	0.68	26.66	55.33 28.67	1.07 Q
4	2	7	HVAS Tomoe	1 JUN 2000	NOR	0.56	26.29	55.64 29.35	1.38 Q
5	4	5	WANG Guanbin	2 MAY 2000	CHN	0.61	27.16	56.01 28.85	1.75 Q
6	2	5	MARTOS BACARIZO Manuel	31 OCT 2000	ESP	0.54	27.41	56.03 28.62	1.77 Q
7	3	6	BLACKBURN Lewis	8 FEB 2000	AUS	0.63	27.40	56.24 28.84	1.98 Q
8	3	5	ZOMBORI Gabor	8 OCT 2002	HUN	0.66	27.38	56.46 29.08	2.20 Q
9	4	2	NATARAJ Srihari	16 JAN 2001	IND	0.65	28.02	56.75 28.73	2.49 Q
10	3	2	HARDER Ethan	25 JUN 2000	USA	0.54	27.83	56.80 28.97	2.54 Q
11	4	7	TAUTKUS Alanas	26 JUN 2000	LTU	0.56	27.64	56.81 29.17	2.55 Q
12	3	3	SOMERSET Sebastian	15 JAN 2001	CAN	0.58	27.81	56.84 29.03	2.58 Q
13	4	3	ARDJOUNE Abdellah	21 FEB 2001	ALG	0.64	27.58	56.93 29.35	2.67 Q
14	2	6	CHUANG Mu-Lun	6 FEB 2001	TPE	0.66	27.78	56.94 29.16	2.68 Q
15	4	6	KIRBY Jack	24 JUL 2000	BAR	0.53	27.44	57.03 29.59	2.77 Q
16	4	1	PEIRIS Akalanka	11 JAN 2000	SRI	0.56	27.78	57.34 29.56	3.08 Q
17	2	2	SWINBURN Stuart	23 JUN 2001	AUS	0.59	28.50	57.46 28.96	3.20
18	3	8	STSEGLOV Ivan	8 JUL 2000	EST	0.56	27.57	57.57 30.00	3.31
19	3	1	KALLSTROM Roni	18 MAY 2001	FIN	0.58	28.07	57.65 29.58	3.39
20	3	7	MIGLBAUER Marvin	12 MAY 2002	AUT	0.65	27.97	57.84 29.87	3.58
21	4	8	EL GHAZIRI Ramy	18 FEB 2003	LBN	0.59	27.68	58.27 30.59	4.01
22	2	1	DUVENHAGE Hendrik Petrus	10 JUL 2001	RSA	0.65	27.78	58.31 30.53	4.05
23	1	4	CRUZ ZUNIGA GR	20 MAY 2000	MEX	0.60	28.56	58.40 29.84	4.14
24	1	5	MOK Marcus	22 JAN 2001	HKG	0.60	28.29	58.63 30.34	4.37
25	1	3	AITU Bede	11 OCT 2001	COK	0.62	30.57	1:03.49 32.92	9.23
	2	3	SEELIGER Bjoern	11 JAN 2000	SWE			DNS	

Legend: **Q** Qualified for next phase R.T. Reaction Time



Results Summary

Event Number 4

Rank	Heat	Lane	Name	Date of Birth	NOC Code	R.T.	50m	Time	Time Behind
1	3	3	WHITE Rhyan	25 JAN 2000	USA	0.59	29.85	1:00.88 31.03	Q
2	2	4	McKEOWN Kaylee	12 JUL 2001	AUS	0.58	30.21	1:01.29 31.08	0.41 Q
3	4	4	EGOROVA Polina	25 FEB 2000	RUS	0.61	30.03	1:01.74 31.71	0.86 Q
4	4	5	PENG Xuwei	15 JAN 2003	CHN	0.59	30.19	1:01.78 31.59	0.90 Q
5	3	5	BROAD Madison	5 SEP 2000	CAN	0.72	29.80	1:01.86 32.06	0.98 Q
6	3	4	VASKINA Daria	30 JUL 2002	RUS	0.64	30.11	1:02.05 31.94	1.17 Q
7	2	3	FRIAS MOLINA Tamara	2 NOV 2000	ESP	0.66	30.82	1:02.13 31.31	1.25 Q
8	3	7	LOEYNING IV	13 SEP 2000	NOR	0.59	30.12	1:02.50 32.38	1.62 Q
9	3	2	GALLOWAY Gina	17 MAR 2001	NZL	0.65	30.76	1:02.66 31.90	1.78 Q
10	3	6	SHKURDAI Anastasiya	3 JAN 2003	BLR	0.60	30.58	1:02.68 32.10	1.80 Q
11	2	2	de CARVALHO PESSA.	23 JAN 2000	BRA	0.58	30.67	1:02.89 32.22	2.01 Q
12	4	6	ILYES Laura	19 DEC 2001	HUN	0.54	30.37	1:02.97 32.60	2.09 Q
13	2	5	VENTER Mariella Greta	10 JAN 2000	RSA	0.67	30.64	1:03.15 32.51	2.27 Q
14	4	3	SALCUTAN Tatiana	16 APR 2001	MDA	0.71	31.15	1:03.16 32.01	2.28 Q
15	4	2	de GOEIJ Fernanda	11 NOV 2000	BRA	0.61	30.60	1:03.30 32.70	2.42 Q
16	2	7	GARCIA KIRICHENKO	16 MAR 2001	ESP	0.63	31.14	1:03.54 32.40	2.66 Q
17	4	7	TOUILI Lila	19 FEB 2000	FRA	0.64	29.97	1:03.63 33.66	2.75
18	3	1	BAIKOVA Arina	21 SEP 2000	LAT	0.62	31.18	1:04.01 32.83	3.13
19	2	1	NAZAROVA Diana	2 JUN 2000	KAZ	0.75	30.92	1:04.10 33.18	3.22
20	4	1	CHEN Szu-Chi	20 JUN 2002	TPE	0.63	31.35	1:04.17 32.82	3.29
21	2	6	KOLESNYKOVA Maryna	15 FEB 2000	UKR	0.63	30.96	1:04.27 33.31	3.39
22	3	8	HURTADO Andrea	6 OCT 2000	PER	0.61	31.04	1:04.67 33.63	3.79
23	4	8	SULENTA Lucija	18 APR 2001	CRO	0.69	31.08	1:05.82 34.74	4.94
24	1	4	KAN Natalie	30 APR 2002	HKG	0.55	32.09	1:06.20 34.11	5.32
25	2	8	SANSORES de la FU.	2 FEB 2000	MEX	0.69	31.25	1:06.58 35.33	5.70
26	1	5	KRSTEVSKA Mia	18 AUG 2001	MKD	0.66	32.85	1:08.85 36.00	7.97
	1	3	YOUNG Robyn	19 DEC 2000	SWZ			DNS	

Legend: Q Qualified for next phase R.T. Reaction Time



Results Summary

Event Number 5

Rank	Heat	Lane	Name	Date of Birth	NOC Code	R.T.	50m	Time	Time Behind
1	3	5	HOULIE Michael James	27 JUN 2000	RSA	0.65	27.51	1:01.37 33.86	Q
2	4	4	SUN Jiajun	1 AUG 2000	CHN	0.70	28.56	1:01.43 32.87	0.06 Q
3	3	4	TANIGUCHI Taku	26 SEP 2001	JPN	0.68	28.86	1:01.68 32.82	0.31 Q
4	2	5	HANAGURUMA Yu	28 JAN 2000	JPN	0.68	29.73	1:02.22 32.49	0.85 Q
5	2	4	GERASIMENKO Vladislav	26 APR 2001	RUS	0.60	29.07	1:02.46 33.39	1.09 Q
6	4	3	KALUSOWSKI Jan	12 MAR 2000	POL	0.64	29.33	1:02.63 33.30	1.26 Q
7	3	3	CORBEAU Caspar	3 APR 2001	NED	0.70	29.73	1:02.74 33.01	1.37 Q
8	4	5	PETRASHOV Denis	1 FEB 2000	KGZ	0.75	29.45	1:02.82 33.37	1.45 Q
9	2	7	PHAM Thanh Bao	17 MAR 2001	VIE	0.69	30.01	1:02.99 32.98	1.62 Q
10	2	3	PINHEIRO de SOUZA Vitor	1 DEC 2001	BRA	0.62	29.81	1:03.18 33.37	1.81 Q
11	4	7	BOHM Sebestyen	23 FEB 2001	HUN	0.66	29.44	1:03.21 33.77	1.84 Q
12	4	6	DIJKSTRA Juri	28 FEB 2000	NED	0.72	29.66	1:03.53 33.87	2.16 Q
13	4	8	SAINT-UPERY DIAZ Santiago	31 OCT 2000	URU	0.64	29.26	1:03.55 34.29	2.18 Q
14	3	7	DEMIR Demirkan	15 JUN 2001	TUR	0.65	29.55	1:03.68 34.13	2.31 Q
15	3	1	BALAMANE Moncef Aymen	9 APR 2001	ALG	0.66	30.07	1:03.72 33.65	2.35 Q
16	3	2	GRINDHEIM AK	7 APR 2000	NOR	0.72	29.67	1:03.80 34.13	2.43 Q
17	3	6	MILANOVICH Alexander	3 APR 2002	CAN	0.82	28.64	1:03.88 35.24	2.51
18	4	1	SILINS Janis Vitauts	19 JUN 2000	LAT	0.68	29.91	1:04.06 34.15	2.69
19	3	8	ANG Maximillian Wei	19 MAR 2001	SGP	0.64	30.01	1:04.24 34.23	2.87
20	1	4	SIDORCHUK Aleksey	14 MAY 2002	UZB	0.68	29.92	1:04.31 34.39	2.94
21	2	8	MOK Marcus	22 JAN 2001	HKG	0.69	30.47	1:04.46 33.99	3.09
22	4	2	PUENTE BUSTAMANTE	6 MAR 2001	MEX	0.73	29.51	1:04.69 35.18	3.32
23	2	2	DANG Ethan	13 FEB 2002	USA	0.73	30.22	1:04.72 34.50	3.35
24	1	2	GAJDOS David	16 JUN 2000	SVK	0.72	30.80	1:04.87 34.07	3.50
25	2	1	RUDAVS Didzis	10 MAY 2001	LAT	0.70	30.94	1:04.95 34.01	3.58
26	1	3	MOZE Matija	17 JAN 2000	SLO	0.67	30.65	1:04.96 34.31	3.59
27	2	6	BASTIAN Izaak	3 JAN 2001	BAH	0.67	30.17	1:05.21 35.04	3.84
28	1	6	WEEKES Luis Sebastian	10 APR 2000	BAR	0.76	30.81	1:06.27 35.46	4.90
29	1	5	SOLIS ROSALES David	22 JAN 2001	CRC	0.69	30.99	1:06.32 35.33	4.95



Results Summary

Event Number 5

Rank	Heat	Lane	Name	Date of Birth	NOC Code	R.T.	50m	Time	Time Behind
30	1	8	ROSSI Samuele	22 JAN 2001	SEY	0.58	30.63	1:07.28 36.65	5.91
31	1	1	KALATE Leonard	6 APR 2000	PNG	0.74	32.20	1:07.53 35.33	6.16
32	1	7	GREUTER Simon Aramis	3 SEP 2002	LIE	0.74	31.25	1:08.12 36.87	6.75

Legend:

Q Qualified for next phase

R.T. Reaction Time



Results Summary

Event Number 6

Rank	Heat	Lane	Name	Date of Birth	NOC Code	R.T.	50m	100m	150m	Time	Time Behind
1	2	4	GORBENKO Anastasia	7 AUG 2003	ISR	0.76	29.51	1:04.44 34.93	1:42.42 37.98	2:14.74 32.32	Q
2	3	4	DUHAMEL Cyrielle	6 JAN 2000	FRA	0.69	29.49	1:04.06 34.57	1:42.83 38.77	2:14.79 31.96	0.05 Q
3	4	4	KOJIMA Miku	13 MAY 2000	JPN	0.69	28.83	1:02.56 33.73	1:41.85 39.29	2:15.37 33.52	0.63 Q
4	3	5	CREVAR Anja	24 MAY 2000	SRB	0.69	29.22	1:03.81 34.59	1:43.62 39.81	2:15.55 31.93	0.81 Q
5	4	2	KLANCAR Neza	19 FEB 2000	SLO	0.77	29.90	1:06.11 36.21	1:45.34 39.23	2:15.94 30.60	1.20 Q
6	2	5	PIROVANO Anna	8 OCT 2000	ITA	0.68	29.23	1:03.76 34.53	1:43.30 39.54	2:16.14 32.84	1.40 Q
7	4	5	DOUGLASS Kate	17 NOV 2001	USA	0.80	29.36	1:04.92 35.56	1:44.53 39.61	2:16.47 31.94	1.73 Q
8	4	3	McKEOWN Kaylee	12 JUL 2001	AUS	0.67	30.51	1:06.23 35.72	1:45.68 39.45	2:17.03 31.35	2.29 Q
9	2	1	YUN Eunsol	22 MAR 2002	KOR	0.66	30.06	1:05.49 35.43	1:44.64 39.15	2:17.35 32.71	2.61
9	4	6	PAVLOPOULOU Nikoletta	1 JAN 2001	GRE	0.72	29.83	1:06.03 36.20	1:44.66 38.63	2:17.35 32.69	2.61
11	4	8	VAZQUEZ RUIZ Alba	24 FEB 2002	ESP	0.76	30.37	1:07.44 37.07	1:45.15 37.71	2:17.54 32.39	2.80
12	2	6	de CARVALHO PESSA.	23 JAN 2000	BRA	0.73	29.42	1:04.06 34.64	1:45.10 41.04	2:17.94 32.84	3.20
13	2	3	KESELY Ajna	10 SEP 2001	HUN	0.72	29.83	1:03.67 33.84	1:46.61 42.94	2:17.98 31.37	3.24
14	3	2	RYPESTOEL Malene	5 MAR 2001	NOR	0.77	29.48	1:04.05 34.57	1:44.89 40.84	2:18.15 33.26	3.41
15	4	7	HEINOLA Nea-Amanda	16 OCT 2000	FIN	0.79	28.02	1:03.58 35.56	1:45.24 41.66	2:19.01 33.77	4.27
16	2	2	KNOP Aleksandra	9 SEP 2003	POL	0.61	30.17	1:04.79 34.62	1:47.79 43.00	2:19.56 31.77	4.82
17	1	7	MALUKA Ieva	9 APR 2003	LAT	0.69	30.01	1:06.70 36.69	1:47.23 40.53	2:19.68 32.45	4.94
18	3	7	GADEA Maria Claudia	9 MAY 2001	ROU	0.72	30.38	1:07.71 37.33	1:46.38 38.67	2:20.02 33.64	5.28
19	3	1	PERMATAHANI Azzahra	7 JAN 2002	INA	0.65	29.93	1:05.61 35.68	1:47.52 41.91	2:20.31 32.79	5.57
20	3	8	ALBORZEN Maria Selene	21 FEB 2003	ARG	0.78	30.45	1:06.65 36.20	1:46.31 39.66	2:20.81 34.50	6.07
21	3	3	POLONSKY Lea	25 MAY 2002	ISR	0.70	30.53	1:05.94 35.41	1:47.16 41.22	2:21.16 34.00	6.42
22	1	5	POTOCKA Tamara	15 AUG 2002	SVK	0.71	29.20	1:06.56 37.36	1:49.39 42.83	2:21.54 32.15	6.80
23	1	4	KAN Natalie	30 APR 2002	HKG	0.73	31.53	1:08.30 36.77	1:49.32 41.02	2:21.56 32.24	6.82
24	3	6	WISEMAN Avery	7 APR 2002	CAN	0.74	29.82	1:08.59 38.77	1:47.34 38.75	2:21.83 34.49	7.09
25	1	2	BRUNZELL Hannah	22 MAR 2001	SWE	0.81	30.96	1:07.03 36.07	1:47.43 40.40	2:21.90 34.47	7.16
26	2	7	MUNDELL Christin	30 SEP 2001	RSA	0.73	30.28	1:08.64 38.36	1:48.18 39.54	2:21.91 33.73	7.17
27	1	3	MARKVARDT Margaret	1 APR 2000	EST	0.68	29.92	1:07.91 37.99	1:49.93 42.02	2:22.89 32.96	8.15
28	2	8	SANTANDER Andrea	20 NOV 2001	VEN	0.73	29.36	1:06.89 37.53	1:50.25 43.36	2:24.22 33.97	9.48
29	1	6	VU Thi Phuong Anh	3 MAR 2001	VIE	0.73	31.86	1:10.46 38.60	1:51.20 40.74	2:25.74 34.54	11.00



Results Summary

Event Number 6

Rank	Heat	Lane	Name	Date of Birth	NOC Code	R.T.	50m	100m	150m	Time	Time Behind
30	4	1	VENTER Mariella Greta	10 JAN 2000	RSA	0.82	31.33	1:06.74 35.41	1:51.94 45.20	2:27.89 35.95	13.15
31	1	1	VERDINO Claudia	28 NOV 2001	MON	0.82	33.17	1:10.93 37.76	1:56.45 45.52	2:32.14 35.69	17.40

Legend:

Q Qualified for next phase

R.T. Reaction Time



Results Summary

Event Number 7

Rank	Heat	Lane	NOC / Name	Gender	R.T.	50m	100m	Time	Time Behind
1	1	3	Brazil					3:30.92	
			MARTINS COSTA PEIXOTO Lucas	M	0.63	24.13	50.20	50.20	
			VIEIRA Ana Carolina	F	0.19	26.74	55.91	1:46.11	
			CALVELO de SOUZA Andre Luiz	M	0.48	23.94	49.64	2:35.75	
			TREVISAN RAURICH Rafaela	F	0.27	26.71	55.17	3:30.92	
2	3	7	Israel					3:33.57	2.65
			LOKTEV Denis	M	0.65	24.15	50.48	50.48	
			COHEN GROUMI Gal	M	0.21	23.83	50.88	1:41.36	
			GORBENKO Anastasia	F	0.16	26.31	55.38	2:36.74	
			POLONSKY Lea	F	0.46	27.36	56.83	3:33.57	
3	3	4	P. R. of China					3:33.76	2.84
			SHEN Jiahao	M	0.65	24.36	51.01	51.01	
			HONG Jinquan	M	0.22	24.05	50.61	1:41.62	
			LIN Xintong	F	0.36	27.06	56.58	2:38.20	
			YANG Junxuan	F	0.57	26.93	55.56	3:33.76	
4	3	3	Germany					3:34.09	3.17
			MIROSLAW Rafael	M	0.72	23.97	50.27	50.27	
			ARMBRUSTER Luca Nik	M	0.18	24.54	51.41	1:41.68	
			KOEHLER Angelina	F	0.34	27.02	56.75	2:38.43	
			MROZINSKI Julia Maria	F	0.37	26.46	55.66	3:34.09	
5	2	4	Australia					3:34.48	3.56
			BRINKWORTH Ashton	M	0.68	24.35	50.36	50.36	
			JACKSON Joseph	M	0.26	24.33	51.43	1:41.79	
			RYAN Michaela	F	0.25	26.92	56.18	2:37.97	
			WEBB Abbey	F	0.16	27.31	56.51	3:34.48	
6	1	4	Japan					3:35.95	5.03
			ISHIKAWA Shinnosuke	M	0.63	25.38	52.09	52.09	
			IKEMOTO Nagisa	F	0.42	26.14	54.52	1:46.61	
			YAMAMOTO Mayuka	F	0.29	26.40	55.39	2:42.00	
			TANIGUCHI Taku	M	0.34	25.91	53.95	3:35.95	
7	1	5	Poland					3:36.69	5.77
			KRASKA Jakub	M	0.68	24.50	50.08	50.08	
			MAJERSKI Jakub	M	0.21	23.74	50.19	1:40.27	
			FIEDKIEWICZ Kornelia	F	0.23	27.23	57.39	2:37.66	
			JURCZYK Karolina	F	0.26	27.04	59.03	3:36.69	
8	2	3	Russian Federation					3:36.98	6.06
			MARKOV Daniil	M	0.67	24.25	50.28	50.28	
			GERASIMENKO Vladislav	M	0.20	24.80	51.83	1:42.11	
			VASKINA Daria	F	0.34	27.59	57.20	2:39.31	
			MAKAROVA Anastasia	F	0.46	28.23	57.67	3:36.98	
9	3	6	New Zealand					3:37.52	6.60
			PICKETT Michael	M	0.76	23.95	50.77	50.77	
			FAIRWEATHER Erika	F	0.00	26.67	56.53	1:47.30	
			GALLOWAY Gina	F	0.15	27.48	58.90	2:46.20	
			REID Zac	M	0.19	24.48	51.32	3:37.52	
10	3	5	Switzerland					3:38.48	7.56
			DJAKOVIC Antonio	M	0.67	24.43	50.77	50.77	
			PONTI Noe	M	0.25	24.53	50.85	1:41.62	
			RICHTER Leoni	F	0.37	27.22	57.30	2:38.92	
			ONIEVA HENRICH Elena	F	0.31	28.33	59.56	3:38.48	
11	2	7	Canada					3:39.29	8.37
			LIENDO Joshua	M	0.69	25.41	52.23	52.23	
			KNOX Finlay	M	0.28	25.23	52.61	1:44.84	
			LEIBEL Kyla	F	0.12	25.79	55.08	2:39.92	
			KUCHERAN Nina	F	0.38	28.28	59.37	3:39.29	



Results Summary

Event Number 7

Rank	Heat	Lane	NOC / Name	Gender	R.T.	50m	100m	Time	Time Behind
12	3	1	Singapore					3:41.47	10.55
			ONG Jung Yi	M	0.69	25.75	53.41	53.41	
			ANG Maximillian Wei	M	0.37	25.19	53.03	1:46.44	
			GAN Ching Hwee	F	0.61	28.50	58.59	2:45.03	
			CHUE Christie May	F	0.47	27.40	56.44	3:41.47	
13	3	8	South Africa					3:41.96	11.04
			NORTJE Gabriel Pieter	M	0.81	24.25	51.60	51.60	
			DUVENHAGE Hendrik Petrus	M	0.19	24.64	53.13	1:44.73	
			COETZEE Dune	F	0.63	27.81	57.95	2:42.68	
			BEAVON Kate Jean	F	0.59	28.30	59.28	3:41.96	
14	2	6	Hong Kong, China					3:42.09	11.17
			HO Tinky	F	0.69	27.73	57.75	57.75	
			MOK Marcus	M	0.06	25.42	53.37	1:51.12	
			LIM Nicholas	M	0.15	24.55	52.37	2:43.49	
			KAN Natalie	F	0.51	28.33	58.60	3:42.09	
15	3	2	Argentina					3:42.88	11.96
			GONZALEZ PINERO Joaquin	M	0.65	25.80	53.37	53.37	
			MENDEZ Juan Ignacio	M	0.35	25.80	54.51	1:47.88	
			LEMA Julieta	F	0.45	26.63	55.82	2:43.70	
			DINI Delfina Veronica	F	0.38	28.37	59.18	3:42.88	
16	1	6	Republic Of Korea					3:42.89	11.97
			PARK Junghun	M	0.70	24.42	52.60	52.60	
			LEE Yooyeon	M	0.24	23.78	49.71	1:42.31	
			WANG Heesong	F	0.19	28.77	1:00.35	2:42.66	
			YUN Eunsol	F	0.02	28.54	1:00.23	3:42.89	
17	2	1	Spain					3:43.15	12.23
			GIL CORBACHO Marcos	M	0.68	25.99	53.36	53.36	
			JULIA TOUS Ferran	M	0.15	25.59	53.23	1:46.59	
			FRIAS MOLINA Tamara	F	0.26	27.94	57.83	2:44.42	
			GALISTEO ZAPATERO Andrea	F	0.10	28.74	58.73	3:43.15	
18	2	8	United States of America					3:43.68	12.76
			BARAO Will	M	0.79	26.00	52.95	52.95	
			DANG Ethan	M	0.32	24.99	52.84	1:45.79	
			DONOHUE Maddie	F	0.30	28.12	58.72	2:44.51	
			DOUGLASS Kate	F	0.40	28.35	59.17	3:43.68	
19	2	2	Mexico					3:45.93	15.01
			PUENTE BUSTAMANTE Andres Eduardo	M	0.70	26.40	54.80	54.80	
			SANSORES de la FUENTE Tayde Andrea	F	0.29	28.13	59.78	1:54.58	
			GUEVARA HERNANDEZ Miriam Carolina	F	0.36	29.41	1:00.67	2:55.25	
			CRUZ ZUNIGA Guillermo Ruben	M	0.24	24.45	50.68	3:45.93	
20	2	5	Chile					3:51.56	20.64
			VALDIVIESO Martin Ignacio	M	0.68	26.10	55.31	55.31	
			MARIN Ines	F	0.20	27.92	59.21	1:54.52	
			ARDILES Trinidad Paz	F	0.41	30.33	1:03.77	2:58.29	
			SCHNAPP Benjamin	M	0.59	25.38	53.27	3:51.56	

Legend:
F Female

M Men

Q Qualified for next phase

R.T. Reaction Time



Results Summary

Event Number 1

Rank	Heat	Lane	Name	Date of Birth	NOC Code	R.T.	Time	Time Behind
1	1	3	MILAK Kristof	20 FEB 2000	HUN	0.71	3:48.08	
	50m 26.24	100m 55.20	150m 1:25.19	200m 1:53.93	250m 2:23.11	300m 2:52.81	350m 3:21.32	
		28.96	29.99	28.74	29.18	29.70	28.51	26.76
2	1	7	DE TULLIO Marco	21 SEP 2000	ITA	0.70	3:48.55	0.47
	50m 26.35	100m 55.16	150m 1:24.26	200m 1:54.08	250m 2:22.89	300m 2:52.24	350m 3:20.76	
		28.81	29.10	29.82	28.81	29.35	28.52	27.79
3	1	4	YOSHIDA Keisuke	17 APR 2000	JPN	0.75	3:48.68	0.60
	50m 26.04	100m 54.63	150m 1:23.89	200m 1:53.19	250m 2:23.15	300m 2:52.70	350m 3:21.79	
		28.59	29.26	29.30	29.96	29.55	29.09	26.89
4	1	1	NGUYEN Huy Hoang	10 JUL 2000	VIE	0.73	3:48.85	0.77
	50m 27.37	100m 55.93	150m 1:25.17	200m 1:54.15	250m 2:23.40	300m 2:52.19	350m 3:20.93	
		28.56	29.24	28.98	29.25	28.79	28.74	27.92
5	1	5	KALMAR Akos	11 JAN 2000	HUN	0.73	3:51.56	3.48
	50m 26.95	100m 55.71	150m 1:24.74	200m 1:53.99	250m 2:23.52	300m 2:52.95	350m 3:22.48	
		28.76	29.03	29.25	29.53	29.43	29.53	29.08
6	1	6	LOKTEV Denis	6 APR 2000	ISR	0.74	3:52.12	4.04
	50m 25.87	100m 54.49	150m 1:23.70	200m 1:53.66	250m 2:23.48	300m 2:53.38	350m 3:23.03	
		28.62	29.21	29.96	29.82	29.90	29.65	29.09
7	1	8	DJAKOVIC Antonio	8 OCT 2002	SUI	0.69	3:53.74	5.66
	50m 26.50	100m 55.42	150m 1:24.61	200m 1:54.62	250m 2:24.60	300m 2:54.79	350m 3:24.84	
		28.92	29.19	30.01	29.98	30.19	30.05	28.90
8	1	2	HAFNAOUI Ahmed Ayoub	4 DEC 2002	TUN	0.77	3:55.94	7.86
	50m 26.75	100m 55.45	150m 1:25.13	200m 1:54.60	250m 2:25.05	300m 2:55.64	350m 3:26.33	
		28.70	29.68	29.47	30.45	30.59	30.69	29.61

Legend:
R.T. Reaction Time



Results Summary

Event Number 2

Rank	Heat	Lane	Name	Date of Birth	NOC Code	R.T.	Time	Time Behind
1	2	4	SELEIKAITE Agne	6 FEB 2000	LTU	0.63	31.41	Q
2	1	2	HALLMANN Weronika	20 JUL 2000	POL	0.68	31.49	0.08 Q
3	1	3	HODGES Chelsea	27 JUN 2001	AUS	0.69	31.62	0.21 Q
4	2	3	COYNE Niamh	22 JUN 2001	IRL	0.76	31.80	0.39 Q
5	2	1	CELIK Tina	24 APR 2001	SLO	0.65	31.89	0.48 Q
6	1	4	McSHARRY Mona	21 AUG 2000	IRL	0.68	32.01	0.60 Q
7	1	1	KUCHERAN Nina	3 JUL 2000	CAN	0.66	32.17	0.76 Q
8	2	5	WISEMAN Avery	7 APR 2002	CAN	0.70	32.18	0.77 Q
9	1	7	TETEREVKOVA Kotryna	23 JAN 2002	LTU	0.72	32.30	0.89
10	1	5	BRUNZELL Hannah	22 MAR 2001	SWE	0.77	32.34	0.93
11	1	6	LAHTINEN Laura	3 JUN 2003	FIN	0.70	32.49	1.08
12	2	2	MUNDELL Christin	30 SEP 2001	RSA	0.75	32.77	1.36
13	2	6	CHUE Christie May	3 JUL 2000	SGP	0.69	32.86	1.45
14	2	7	MAKAROVA Anastasia	8 JAN 2003	RUS	0.70	32.89	1.48
15	2	8	SAMANCI Gulsen Beste	21 FEB 2000	TUR	0.66	33.23	1.82
16	1	8	BOONAMPHAI Saovanee	18 APR 2000	THA	0.57	33.34	1.93

Legend:

Q Qualified for next phase

R.T. Reaction Time



Results Summary

Event Number 3

Rank	Heat	Lane	Name	Date of Birth	NOC Code	R.T.	50m	Time	Time Behind
1	2	4	KOLESNIKOV Kliment	9 JUL 2000	RUS	0.67	26.46	53.80 27.34	Q
2	1	4	MARTIN Daniel Cristian	5 OCT 2000	ROU	0.54	25.93	54.08 28.15	0.28 Q
3	1	5	HVAS Tomoe	1 JUN 2000	NOR	0.59	26.60	54.93 28.33	1.13 Q
4	2	5	CECCON Thomas	27 JAN 2001	ITA	0.67	26.23	55.48 29.25	1.68 Q
5	2	3	WANG Guanbin	2 MAY 2000	CHN	0.57	26.95	55.77 28.82	1.97 Q
6	1	6	ZOMBORI Gabor	8 OCT 2002	HUN	0.64	27.12	56.19 29.07	2.39 Q
7	1	3	MARTOS BACARIZO Manuel	31 OCT 2000	ESP	0.55	27.52	56.20 28.68	2.40 Q
8	2	6	BLACKBURN Lewis	8 FEB 2000	AUS	0.62	27.49	56.27 28.78	2.47 Q
9	2	2	NATARAJ Srihari	16 JAN 2001	IND	0.61	27.48	56.48 29.00	2.68
10	2	7	TAUTKUS Alanas	26 JUN 2000	LTU	0.59	27.58	56.49 28.91	2.69
11	2	8	KIRBY Jack	24 JUL 2000	BAR	0.54	27.20	56.67 29.47	2.87
12	1	1	CHUANG Mu-Lun	6 FEB 2001	TPE	0.63	28.06	56.82 28.76	3.02
13	1	2	HARDER Ethan	25 JUN 2000	USA	0.57	27.90	56.83 28.93	3.03
14	2	1	ARDJOUNE Abdellah	21 FEB 2001	ALG	0.65	27.76	56.86 29.10	3.06
15	1	7	SOMERSET Sebastian	15 JAN 2001	CAN	0.60	27.06	56.98 29.92	3.18
16	1	8	PEIRIS Akalanka	11 JAN 2000	SRI	0.55	27.45	57.35 29.90	3.55

Legend:
Q Qualified for next phase R.T. Reaction Time



Results Summary

Event Number 4

Rank	Heat	Lane	Name	Date of Birth	NOC Code	R.T.	50m	Time	Time Behind
1	2	5	EGOROVA Polina	25 FEB 2000	RUS	0.61	29.66	1:00.92 31.26	Q
2	2	4	WHITE Rhyan	25 JAN 2000	USA	0.58	29.62	1:00.94 31.32	0.02 Q
3	1	3	VASKINA Daria	30 JUL 2002	RUS	0.61	29.85	1:01.41 31.56	0.49 Q
4	1	4	McKEOWN Kaylee	12 JUL 2001	AUS	0.58	30.05	1:01.51 31.46	0.59 Q
5	2	3	BROAD Madison	5 SEP 2000	CAN	0.58	30.10	1:01.66 31.56	0.74 Q
6	1	1	SALCUTAN Tatiana	16 APR 2001	MDA	0.68	30.71	1:02.04 31.33	1.12 Q
7	1	5	PENG Xuwei	15 JAN 2003	CHN	0.58	30.23	1:02.12 31.89	1.20 Q
8	2	6	FRIAS MOLINA Tamara	2 NOV 2000	ESP	0.65	29.96	1:02.17 32.21	1.25 Q
9	2	8	de GOEIJ Fernanda	11 NOV 2000	BRA	0.62	30.24	1:02.48 32.24	1.56
10	1	7	ILYES Laura	19 DEC 2001	HUN	0.53	30.21	1:02.90 32.69	1.98
11	2	7	de CARVALHO PESSA.	23 JAN 2000	BRA	0.59	30.12	1:03.00 32.88	2.08
12	1	2	SHKURDAI Anastasiya	3 JAN 2003	BLR	0.61	30.54	1:03.06 32.52	2.14
13	1	6	LOEYNING IV	13 SEP 2000	NOR	0.58	30.64	1:03.26 32.62	2.34
14	1	8	GARCIA KIRICHENKO	16 MAR 2001	ESP	0.61	31.08	1:03.39 32.31	2.47
14	2	2	GALLOWAY Gina	17 MAR 2001	NZL	0.62	30.47	1:03.39 32.92	2.47
16	2	1	VENTER Mariella Greta	10 JAN 2000	RSA	0.68	30.98	1:03.53 32.55	2.61

Legend:
Q Qualified for next phase **R.T.** Reaction Time



Results Summary

Event Number 5

Rank	Heat	Lane	Name	Date of Birth	NOC Code	R.T.	50m	Time	Time Behind
1	2	4	HOULIE Michael James	27 JUN 2000	RSA	0.63	27.44	1:00.23 32.79	Q
2	1	4	SUN Jiajun	1 AUG 2000	CHN	0.64	28.18	1:00.61 32.43	0.38 Q
3	1	6	PETRASHOV Denis	1 FEB 2000	KGZ	0.72	28.58	1:01.95 33.37	1.72 Q
4	1	5	HANAGURUMA Yu	28 JAN 2000	JPN	0.68	29.57	1:01.99 32.42	1.76 Q
5	2	5	TANIGUCHI Taku	26 SEP 2001	JPN	0.64	29.23	1:02.08 32.85	1.85 Q
6	2	3	GERASIMENKO Vladislav	26 APR 2001	RUS	0.61	29.36	1:02.15 32.79	1.92 Q
7	1	3	KALUSOWSKI Jan	12 MAR 2000	POL	0.64	29.03	1:02.23 33.20	2.00 Q
8	2	6	CORBEAU Caspar	3 APR 2001	NED	0.67	28.95	1:02.29 33.34	2.06 Q
9	2	2	PHAM Thanh Bao	17 MAR 2001	VIE	0.68	30.25	1:02.52 32.27	2.29
10	1	2	PINHEIRO de SOUZA Vitor	1 DEC 2001	BRA	0.64	29.75	1:02.69 32.94	2.46
11	1	7	DIJKSTRA Juri	28 FEB 2000	NED	0.72	28.97	1:03.10 34.13	2.87
12	2	7	BOHM Sebestyen	23 FEB 2001	HUN	0.67	29.32	1:03.23 33.91	3.00
13	2	8	BALAMANE Moncef Aymen	9 APR 2001	ALG	0.61	29.20	1:03.35 34.15	3.12
14	1	8	GRINDHEIM AK	7 APR 2000	NOR	0.73	29.42	1:03.65 34.23	3.42
15	2	1	SAINT-UPERY DIAZ Santiago	31 OCT 2000	URU	0.67	29.83	1:03.84 34.01	3.61
16	1	1	DEMIR Demirkan	15 JUN 2001	TUR	0.64	30.40	1:04.05 33.65	3.82

Legend:	
Q Qualified for next phase	R.T. Reaction Time



Results Summary

Event Number 6

Rank	Heat	Lane	Name	Date of Birth	NOC Code	R.T.	50m	100m	150m	Time	Time Behind
1	1	4	GORBENKO Anastasia	7 AUG 2003	ISR	0.74	29.31	1:03.43 34.12	1:41.49 38.06	2:12.88 31.39	
2	1	6	CREVAR Anja	24 MAY 2000	SRB	0.67	28.64	1:03.04 34.40	1:42.66 39.62	2:13.98 31.32	1.10
3	1	5	DUHAMEL Cyrielle	6 JAN 2000	FRA	0.68	29.05	1:03.42 34.37	1:42.42 39.00	2:14.15 31.73	1.27
4	1	3	KOJIMA Miku	13 MAY 2000	JPN	0.68	28.85	1:02.10 33.25	1:41.91 39.81	2:15.09 33.18	2.21
5	1	2	KLANCAR Neza	19 FEB 2000	SLO	0.78	29.39	1:04.81 35.42	1:44.27 39.46	2:15.12 30.85	2.24
6	1	1	DOUGLASS Kate	17 NOV 2001	USA	0.78	29.57	1:04.12 34.55	1:43.93 39.81	2:15.29 31.36	2.41
7	1	8	McKEOWN Kaylee	12 JUL 2001	AUS	0.70	29.65	1:06.21 36.56	1:44.36 38.15	2:15.65 31.29	2.77
8	1	7	PIROVANO Anna	8 OCT 2000	ITA	0.70	29.10	1:04.31 35.21	1:43.32 39.01	2:16.07 32.75	3.19

Legend:

R.T. Reaction Time



Results Summary

Event Number 7

Rank	Heat	Lane	NOC / Name	Gender	R.T.	50m	100m	Time	Time Behind
1	1	8	Russian Federation					3:28.50	
			KOLESNIKOV Kliment	M	0.66	23.15	48.17	48.17	
			MINAKOV Andrei	M	0.36	23.00	49.60	1:37.77	
			EGOROVA Polina	F	0.42	26.53	55.71	2:33.48	
			KLEVANOVICH Elizaveta	F	0.30	26.45	55.02	3:28.50	
2	1	4	Brazil					3:30.13	1.63
			MARTINS COSTA PEIXOTO Lucas	M	0.63	23.75	50.30	50.30	
			VIEIRA Ana Carolina	F	0.06	26.15	55.93	1:46.23	
			CALVELO de SOUZA Andre Luiz	M	0.04	23.01	48.66	2:34.89	
			TREVISAN RAURICH Rafaela	F	0.46	26.61	55.24	3:30.13	
3	1	3	P. R. of China					3:30.45	1.95
			SHEN Jiahao	M	0.64	24.59	50.83	50.83	
			HONG Jinquan	M	0.20	24.15	50.46	1:41.29	
			LIN Xintong	F	0.25	26.47	55.44	2:36.73	
			YANG Junxuan	F	0.29	26.35	53.72	3:30.45	
4	1	6	Germany					3:33.03	4.53
			MIROSLAW Rafael	M	0.75	23.98	50.49	50.49	
			ARMBRUSTER Luca Nik	M	0.26	23.87	51.21	1:41.70	
			KOEHLER Angelina	F	0.34	26.70	56.09	2:37.79	
			MROZINSKI Julia Maria	F	0.40	26.41	55.24	3:33.03	
5	1	1	Poland					3:33.08	4.58
			KRASKA Jakub	M	0.68	24.07	49.12	49.12	
			MAJERSKI Jakub	M	0.29	24.25	50.23	1:39.35	
			FIEDKIEWICZ Kornelia	F	0.29	27.93	57.03	2:36.38	
			KNOP Aleksandra	F	0.18	27.20	56.70	3:33.08	
6	1	2	Australia					3:34.03	5.53
			BRINKWORTH Ashton	M	0.70	24.48	50.61	50.61	
			JACKSON Joseph	M	0.36	24.36	51.56	1:42.17	
			RYAN Michaela	F	0.35	27.43	56.14	2:38.31	
			WEBB Abbey	F	0.13	27.03	55.72	3:34.03	
7	1	7	Japan					3:34.18	5.68
			YOSHIDA Keisuke	M	0.75	24.67	51.34	51.34	
			TANIGUCHI Taku	M	0.20	24.72	52.67	1:44.01	
			YAMAMOTO Mayuka	F	0.26	26.01	55.53	2:39.54	
			IKEMOTO Nagisa	F	0.40	26.25	54.64	3:34.18	
	1	5	Israel					DSQ	
			LOKTEV Denis	M	0.64	24.10	50.56	50.56	
			COHEN GROUMI Gal	M	0.23	24.02	50.41	1:40.97	
			POLONSKY Lea	F	0.33	27.17	57.03	2:38.00	
			GORBENKO Anastasia	F	-0.05				

Legend:

F Female

M Men

R.T. Reaction Time




Results Summary

Event Number 8

Rank	Heat	Lane	Name	Date of Birth	NOC Code	R.T.	50m	100m	150m	Time	Time Behind
1	2	4	HVAS Tomoe	1 JUN 2000	NOR	0.70	25.05	55.32 30.27	1:30.16 34.84	1:59.77 29.61	Q
2	1	3	KNOX Finlay	8 JAN 2001	CAN	0.67	27.46	59.44 31.98	1:35.23 35.79	2:04.17 28.94	4.40 Q
3	1	5	COHEN GROUMI Gal	22 APR 2002	ISR	0.68	26.24	58.39 32.15	1:34.63 36.24	2:04.25 29.62	4.48 Q
4	3	3	PONTI Noe	1 JUN 2001	SUI	0.69	25.78	56.51 30.73	1:34.62 38.11	2:04.30 29.68	4.53 Q
5	1	6	BALAMANE Moncef Aymen	9 APR 2001	ALG	0.69	26.98	1:00.50 33.52	1:34.48 33.98	2:04.39 29.91	4.62 Q
6	3	2	JOHNSON Jake	29 FEB 2000	USA	0.72	26.05	57.31 31.26	1:34.93 37.62	2:04.48 29.55	4.71 Q
7	3	4	CECCON Thomas	27 JAN 2001	ITA	0.69	25.99	57.03 31.04	1:35.21 38.18	2:04.50 29.29	4.73 Q
8	3	6	ZOMBORI Gabor	8 OCT 2002	HUN	0.78	26.94	58.60 31.66	1:35.25 36.65	2:04.55 29.30	4.78 Q
9	3	5	LOPES Jose	16 OCT 2000	POR	0.66	26.75	58.15 31.40	1:35.03 36.88	2:04.64 29.61	4.87
10	1	4	ARROYO Jarod	2 JAN 2001	PUR	0.70	27.17	59.23 32.06	1:34.85 35.62	2:05.17 30.32	5.40
11	2	5	LAHODA Jakub	10 MAR 2000	CZE	0.72	27.24	59.51 32.27	1:35.50 35.99	2:05.49 29.99	5.72
12	2	2	ANG Maximillian Wei	19 MAR 2001	SGP	0.66	27.17	59.67 32.50	1:35.33 35.66	2:05.96 30.63	6.19
13	3	1	BABIC Dusan	5 MAY 2000	SRB	0.67	27.07	59.44 32.37	1:36.77 37.33	2:06.05 29.28	6.28
14	2	7	GONZALEZ PINERO Joaquin	6 NOV 2002	ARG	0.63	27.26	59.47 32.21	1:35.71 36.24	2:06.78 31.07	7.01
15	2	6	DUVENHAGE Hendrik Petrus	10 JUL 2001	RSA	0.73	25.56	56.80 31.24	1:35.00 38.20	2:06.89 31.89	7.12
16	1	1	MOK Marcus	22 JAN 2001	HKG	0.70	27.74	1:00.36 32.62	1:37.25 36.89	2:07.49 30.24	7.72
17	1	7	CHAHAL Arvin	15 DEC 2000	MAS	0.72	26.99	1:01.66 34.67	1:37.86 36.20	2:08.56 30.70	8.79
18	1	2	DEMIR Demirkan	15 JUN 2001	TUR	0.66	27.99	1:01.55 33.56	1:38.23 36.68	2:08.77 30.54	9.00
19	2	1	BORTNICOV Nichita	26 APR 2002	MDA	0.69	27.19	1:00.05 32.86	1:37.95 37.90	2:09.04 31.09	9.27
20	3	8	LOW Low Zheng Yong	8 NOV 2002	MAS	0.70	27.80	1:03.53 35.73	1:41.76 38.23	2:12.66 30.90	12.89
21	3	7	WEEKES Luis Sebastian	10 APR 2000	BAR	0.72	27.14	1:02.89 35.75	1:40.42 37.53	2:12.83 32.41	13.06
	2	3	KALUSOWSKI Jan	12 MAR 2000	POL					DNS	

Legend: **Q** Qualified for next phase R.T. Reaction Time



Results Summary

Event Number 9

Rank	Heat	Lane	Name	Date of Birth	NOC Code	R.T.	50m	Time	Time Behind
1	5	4	SEEMANOVA Barbora	1 APR 2000	CZE	0.67	26.31	55.15 28.84	Q
2	5	5	IKEMOTO Nagisa	25 AUG 2002	JPN	0.72	26.83	55.51 28.68	0.36 Q
3	5	3	KLANCAR Neza	19 FEB 2000	SLO	0.77	27.28	55.59 28.31	0.44 Q
4	4	5	YAMAMOTO Mayuka	14 FEB 2000	JPN	0.67	26.81	55.95 29.14	0.80 Q
5	4	4	KLEVANOVICH Elizaveta	22 MAR 2001	RUS	0.87	27.76	55.99 28.23	0.84 Q
6	6	5	WEBB Abbey	21 JAN 2001	AUS	0.77	27.79	56.10 28.31	0.95 Q
7	6	3	LEIBEL Kyla	9 OCT 2001	CAN	0.68	27.41	56.21 28.80	1.06 Q
8	6	1	GORBENKO Anastasia	7 AUG 2003	ISR	0.78	27.78	56.33 28.55	1.18 Q
9	6	4	YANG Junxuan	26 JAN 2002	CHN	0.70	27.58	56.50 28.92	1.35 Q
10	4	3	MALUKA Ieva	9 APR 2003	LAT	0.69	27.78	56.64 28.86	1.49 Q
11	3	4	DELGADO Anicka	13 JUN 2002	ECU	0.67	27.29	56.75 29.46	1.60 Q
12	4	2	ANTONIOU Kalia	6 APR 2000	CYP	0.79	27.71	56.76 29.05	1.61 Q
13	5	2	DOUGLASS Kate	17 NOV 2001	USA	0.74	27.72	56.80 29.08	1.65 Q
13	6	6	TREVISAN RAURICH Rafaela	31 OCT 2000	BRA	0.72	27.74	56.80 29.06	1.65 Q
15	3	2	PETKOVA Diana	10 JUN 2000	BUL	0.74	27.23	56.83 29.60	1.68 Q
16	5	7	CHUE Christie May	3 JUL 2000	SGP	0.68	27.36	56.92 29.56	1.77 Q
17	5	6	MROZINSKI Julia Maria	16 FEB 2000	GER	0.72	27.16	56.97 29.81	1.82
18	5	1	VIEIRA Ana Carolina	24 OCT 2001	BRA	0.68	27.43	57.00 29.57	1.85
19	3	6	LEMA Julieta	3 JAN 2000	ARG	0.71	26.67	57.07 30.40	1.92
20	3	1	FAIRWEATHER Erika	31 DEC 2003	NZL	0.71	27.80	57.16 29.36	2.01
21	4	7	HEINOLA Nea-Amanda	16 OCT 2000	FIN	0.80	27.28	57.22 29.94	2.07
21	6	7	JORUNNARDOTTIR Snaefridur	31 OCT 2000	ISL	0.74	27.26	57.22 29.96	2.07
23	3	5	RICHTER Leoni	19 SEP 2000	SUI	0.74	27.73	57.27 29.54	2.12
23	6	2	KOEHLER Angelina	12 NOV 2000	GER	0.78	27.83	57.27 29.44	2.12
25	6	8	SEMIZHON Alena	26 APR 2003	BLR	0.76	27.87	57.31 29.44	2.16
26	3	8	OLIVA NJM	20 DEC 2001	PHI	0.78	27.66	57.33 29.67	2.18
27	4	6	GOLD Aleksa	3 JAN 2000	EST	0.75	27.33	57.42 30.09	2.27
28	5	8	FIEDKIEWICZ Kornelia	5 AUG 2001	POL	0.64	27.27	57.63 30.36	2.48
29	4	8	HO Tinky	30 APR 2002	HKG	0.70	28.08	58.02 29.94	2.87



Results Summary

Event Number 9

Rank	Heat	Lane	Name	Date of Birth	NOC Code	R.T.	50m	Time	Time Behind
30	4	1	SANTANDER Andrea	20 NOV 2001	VEN	0.83	28.15	58.24 30.09	3.09
31	2	4	JUNEVIK Sara	14 FEB 2000	SWE	0.75	28.14	58.42 30.28	3.27
32	2	6	PADRON SALAZAR MB	5 APR 2003	CRC	0.75	28.33	58.66 30.33	3.51
33	3	3	POTOCKA Tamara	15 AUG 2002	SVK	0.73	28.34	58.69 30.35	3.54
34	2	3	MOORE Madelyn	17 MAY 2000	BER	0.64	28.18	58.81 30.63	3.66
35	2	7	MOHAMED ABOUZAID Enjy	5 JAN 2000	EGY	0.69	28.27	58.86 30.59	3.71
36	2	8	MARIN Ines	19 APR 2001	CHI	0.64	27.79	58.98 31.19	3.83
37	2	1	KRITININA Natalya	6 JAN 2001	UZB	0.65	29.02	59.72 30.70	4.57
38	3	7	JURCZYK Karolina	25 NOV 2001	POL	0.70	27.76	59.78 32.02	4.63
39	2	5	MACDONALD Emily	17 JUL 2003	JAM	0.77	28.41	59.98 31.57	4.83
40	2	2	PEREZ GARCIA Maria	13 MAR 2002	LUX	0.71	29.16	1:00.60 31.44	5.45
41	1	5	TUMIOTTO Sonia Franco	14 JUL 2001	TAN	0.67	29.60	1:01.47 31.87	6.32
42	1	4	ROBERTS Samantha	21 APR 2000	ANT	0.75	29.54	1:01.91 32.37	6.76
43	1	2	PALESTRINI Aaliyah	10 JAN 2003	SEY	0.69	30.31	1:03.07 32.76	7.92
44	1	3	GEORGE Jadyne Amilah	6 JUN 2003	GUY	0.75	30.58	1:04.10 33.52	8.95
45	1	6	YOUNG Robyn	19 DEC 2000	SWZ	0.78	30.98	1:06.53 35.55	11.38

Legend:

Q Qualified for next phase


R.T. Reaction Time



Results Summary

Event Number 10

Rank	Heat	Lane	Name	Date of Birth	NOC Code	R.T.	50m	Time	Time Behind
1	4	4	MINAKOV Andrei	17 MAR 2002	RUS	0.65	25.30	52.47 27.17	Q
2	6	4	MILAK Kristof	20 FEB 2000	HUN	0.73	24.77	53.08 28.31	0.61 Q
3	5	4	BURDISSO Federico	20 SEP 2001	ITA	0.71	24.96	53.13 28.17	0.66 Q
3	5	5	MAJERSKI Jakub	18 AUG 2000	POL	0.68	25.00	53.13 28.13	0.66 Q
5	5	3	MARTIN Daniel Cristian	5 OCT 2000	ROU	0.67	25.02	53.33 28.31	0.86 Q
6	4	3	SHEN Jiahao	17 MAY 2001	CHN	0.64	25.04	53.43 28.39	0.96 Q
7	6	5	ISHIKAWA Shinnosuke	8 DEC 2000	JPN	0.66	25.44	53.57 28.13	1.10 Q
8	6	2	KESIL Denys	26 OCT 2000	UKR	0.67	25.40	53.69 28.29	1.22 Q
9	6	3	PONTI Noe	1 JUN 2001	SUI	0.68	25.65	53.71 28.06	1.24 Q
10	6	1	MARKOV Daniil	21 APR 2000	RUS	0.66	24.82	53.91 29.09	1.44 Q
11	4	6	TROIANOVSKIY Ihor	9 AUG 2002	UKR	0.69	25.40	53.94 28.54	1.47 Q
12	3	3	PARK Junghun	18 MAR 2001	KOR	0.61	25.23	53.95 28.72	1.48 Q
13	4	1	WANG Kuanhung	23 JAN 2002	TPE	0.60	25.98	53.99 28.01	1.52 Q
14	5	6	COMTE Serguei	11 FEB 2000	FRA	0.64	25.11	54.11 29.00	1.64 Q
15	4	2	ONG Jung Yi	15 MAR 2001	SGP	0.72	25.91	54.21 28.30	1.74 Q
16	5	2	JOHNSON Jake	29 FEB 2000	USA	0.65	25.68	54.25 28.57	1.78 Q
17	6	6	ARMBRUSTER Luca Nik	5 NOV 2001	GER	0.83	25.09	54.51 29.42	2.04
18	3	4	JACKSON Abeku	12 APR 2000	GHA	0.62	25.25	54.52 29.27	2.05
19	4	7	INGENRIETH Maurice	11 MAY 2000	GER	0.77	25.41	54.56 29.15	2.09
19	5	7	LIENDO Joshua	20 AUG 2002	CAN	0.73	25.32	54.56 29.24	2.09
21	6	7	TODOROV Tihomir	12 JUL 2000	BUL	0.66	25.11	54.67 29.56	2.20
22	3	7	LIM Nicholas	1 APR 2001	HKG	0.70	25.85	55.02 29.17	2.55
23	3	5	AHTIAINEN Alex	27 JAN 2001	EST	0.68	25.29	55.05 29.76	2.58
24	6	8	COHEN GROUMI Gal	22 APR 2002	ISR	0.69	25.65	55.22 29.57	2.75
25	5	8	SHAMSHURIN Ivan	28 JUN 2001	BLR	0.69	25.51	55.23 29.72	2.76
26	3	1	KORDEZ Gal	8 NOV 2000	SLO	0.65	25.53	55.32 29.79	2.85
27	2	4	CRUZ ZUNIGA GR	20 MAY 2000	MEX	0.67	26.03	55.46 29.43	2.99
28	5	1	YORKE Kael	22 APR 2000	TTO	0.72	26.13	55.72 29.59	3.25
29	2	6	SCHNAPP Benjamin	11 MAY 2001	CHI	0.84	25.87	55.75 29.88	3.28



Results Summary

Event Number 10

Rank	Heat	Lane	Name	Date of Birth	NOC Code	R.T.	50m	Time	Time Behind
30	3	6	DUVENHAGE Hendrik Petrus	10 JUL 2001	RSA	0.65	26.00	55.86 29.86	3.39
31	2	3	SHULIKO Vladislav	31 MAY 2000	KGZ	0.60	25.50	56.03 30.53	3.56
32	1	4	SIRE FIGUERAS Ferran	11 JAN 2001	ESP	0.65	26.18	56.37 30.19	3.90
33	4	8	KARACIC Dominik	9 JAN 2000	CRO	0.67	25.64	56.38 30.74	3.91
34	2	5	AHMED MOHAMED Mohamed	23 JUL 2000	EGY	0.69	26.27	56.66 30.39	4.19
35	3	8	BOUTOUIL Samy Ahmed	3 OCT 2000	MAR	0.66	25.76	56.95 31.19	4.48
36	2	2	TOUW NGIE TJOUW Yael	5 JAN 2001	SUR	0.71	26.19	56.96 30.77	4.49
36	2	8	PASETA Adrian	17 MAR 2001	PER	0.64	26.40	56.96 30.56	4.49
38	1	5	AL-KHULAIIFI Yacob	28 MAY 2001	QAT	0.63	26.45	57.09 30.64	4.62
39	2	1	LOW Low Zheng Yong	8 NOV 2002	MAS	0.71	27.35	57.21 29.86	4.74
40	2	7	SOAMMANUS Jeerakit	19 APR 2000	THA	0.70	26.65	58.35 31.70	5.88
41	3	2	JACKSON Joseph	12 JAN 2000	AUS	0.77	27.22	58.38 31.16	5.91
42	1	6	MARTIN Lleyton	20 FEB 2002	ANT	0.70	25.88	59.32 33.44	6.85
43	1	2	ODLUM Ky	16 JAN 2002	ISV	0.60	28.36	1:00.73 32.37	8.26
44	1	7	PUYO Emilien	22 JAN 2003	MON	0.71	29.05	1:03.69 34.64	11.22
45	1	1	TOURE Ousmane	11 NOV 2002	MLI	0.69	29.72	1:04.02 34.30	11.55
	4	5	HVAS Tomoe	1 JUN 2000	NOR			DNS	
	1	3	TURAN Efe	17 SEP 2000	TUR			DSQ	

Legend:	
Q	Qualified for next phase
R.T.	Reaction Time



Results Summary

Event Number 11

Rank	Heat	Lane	Name	Date of Birth	NOC Code	R.T.	50m	100m	150m	Time	Time Behind
1	1	3	COETZEE Dune	14 MAY 2002	RSA	0.71	29.58	1:03.79 34.21	1:37.74 33.95	2:12.41 34.67	Q
2	2	4	BERECZ Blanka	20 JUN 2002	HUN	0.80	30.85	1:04.73 33.88	1:38.03 33.30	2:12.62 34.59	0.21 Q
3	2	3	ROMAN MANTILLA MC	4 JAN 2001	COL	0.79	31.24	1:04.85 33.61	1:39.36 34.51	2:13.57 34.21	1.16 Q
4	1	5	LAHTINEN Laura	3 JUN 2003	FIN	0.72	29.92	1:03.98 34.06	1:38.87 34.89	2:14.17 35.30	1.76 Q
5	2	6	de CARVALHO PESSA.	23 JAN 2000	BRA	0.76	29.76	1:03.99 34.23	1:38.78 34.79	2:14.83 36.05	2.42 Q
6	2	2	PERMATAHANI Azzahra	7 JAN 2002	INA	0.70	31.00	1:04.96 33.96	1:40.47 35.51	2:15.17 34.70	2.76 Q
7	1	4	RYAN Michaela	11 MAR 2002	AUS	0.76	29.72	1:04.33 34.61	1:40.24 35.91	2:15.89 35.65	3.48 Q
8	2	5	DEWI Adinda Larasati	20 DEC 2000	INA	0.67	30.47	1:04.93 34.46	1:40.84 35.91	2:16.87 36.03	4.46 Q
9	1	6	STADNYK Yuliia	5 AUG 2000	UKR	0.88	29.85	1:04.35 34.50	1:39.33 34.98	2:16.94 37.61	4.53
10	2	7	DUHAMEL Cyrielle	6 JAN 2000	FRA	0.73	30.79	1:05.91 35.12	1:41.78 35.87	2:18.26 36.48	5.85
11	1	2	POLONSKY Lea	25 MAY 2002	ISR	0.73	30.99	1:06.15 35.16	1:42.48 36.33	2:20.58 38.10	8.17
12	1	7	LIN Xintong	4 JUL 2000	CHN	0.77	29.35	1:05.56 36.21	1:42.58 37.02	2:20.98 38.40	8.57
13	2	1	GUEVARA HERNANDEZ	7 JUL 2000	MEX	0.69	30.51	1:05.33 34.82	1:42.84 37.51	2:22.66 39.82	10.25
14	2	8	RAMIREZ Jennifer	25 MAR 2002	HON	0.81	31.11	1:06.94 35.83	1:43.65 36.71	2:22.72 39.07	10.31
15	1	1	OZKAN Aleyna	1 FEB 2002	TUR	0.74	31.66	1:07.49 35.83	1:45.22 37.73	2:22.82 37.60	10.41
16	1	8	ROCK Katie	13 JUL 2003	ALB	0.68	32.50	1:10.92 38.42	1:50.30 39.38	2:33.06 42.76	20.65

Legend:	Q Qualified for next phase	R.T. Reaction Time
----------------	-----------------------------------	---------------------------



Results Summary

Event Number 12

Rank	Heat	Lane	Name	Date of Birth	NOC Code	R.T.	50m	100m	150m	Time	Time Behind
1	4	5	YOSHIDA Keisuke	17 APR 2000	JPN	0.72	25.71	53.57 27.86	1:21.79 28.22	1:48.97 27.18	Q
2	4	3	SETIN SARTORI Murilo	18 MAY 2002	BRA	0.72	26.48	53.79 27.31	1:21.38 27.59	1:49.02 27.64	0.05 Q
3	5	4	MILAK Kristof	20 FEB 2000	HUN	0.74	25.44	53.45 28.01	1:21.78 28.33	1:49.15 27.37	0.18 Q
4	5	3	KRASKA Jakub	19 APR 2000	POL	0.69	25.48	53.37 27.89	1:22.07 28.70	1:49.17 27.10	0.20 Q
5	4	4	LOKTEV Denis	6 APR 2000	ISR	0.67	25.47	52.60 27.13	1:20.84 28.24	1:49.20 28.36	0.23 Q
6	3	4	HANSON Robin	2 APR 2001	SWE	0.62	25.64	53.91 28.27	1:22.21 28.30	1:49.86 27.65	0.89 Q
7	5	7	LEE Yooyeon	4 SEP 2000	KOR	0.71	25.38	53.78 28.40	1:22.02 28.24	1:50.08 28.06	1.11 Q
8	3	5	DJAKOVIC Antonio	8 OCT 2002	SUI	0.66	25.84	54.00 28.16	1:22.62 28.62	1:50.30 27.68	1.33 Q
9	5	6	GHAFFARI Mohamed Aziz	19 FEB 2000	TUN	0.79	25.25	53.17 27.92	1:21.88 28.71	1:50.74 28.86	1.77
10	5	5	MARTINS COSTA PEI.	5 SEP 2000	BRA	0.64	25.35	53.34 27.99	1:22.19 28.85	1:50.76 28.57	1.79
11	2	3	HAFNAOUI Ahmed Ayoub	4 DEC 2002	TUN	0.79	26.63	54.64 28.01	1:22.70 28.06	1:50.86 28.16	1.89
12	4	8	HONG Jinquan	23 MAR 2003	CHN	0.69	25.45	53.67 28.22	1:22.36 28.69	1:51.22 28.86	2.25
13	4	1	TURAN Efe	17 SEP 2000	TUR	0.77	26.82	54.57 27.75	1:23.27 28.70	1:51.25 27.98	2.28
14	3	3	MIROSLAW Rafael	25 MAR 2001	GER	0.69	25.81	53.87 28.06	1:22.77 28.90	1:51.59 28.82	2.62
15	4	6	DE TULLIO Marco	21 SEP 2000	ITA	0.72	26.27	54.29 28.02	1:22.77 28.48	1:51.62 28.85	2.65
16	2	1	GIL CORBACHO Marcos	29 JAN 2000	ESP	0.67	26.59	54.76 28.17	1:23.75 28.99	1:51.83 28.08	2.86
17	2	5	BABIC Dusan	5 MAY 2000	SRB	0.67	26.69	55.21 28.52	1:23.94 28.73	1:51.91 27.97	2.94
18	2	6	HLOBEN Adam	2 MAY 2001	CZE	0.77	25.51	53.55 28.04	1:22.75 29.20	1:51.92 29.17	2.95
19	5	8	BRINKWORTH Ashton	14 MAR 2000	AUS	0.69	25.36	54.26 28.90	1:22.98 28.72	1:51.94 28.96	2.97
20	3	2	KURACHKIN Kanstantsin	10 MAY 2000	BLR	0.74	25.64	53.58 27.94	1:23.12 29.54	1:52.06 28.94	3.09
21	5	2	REID Zac	28 JAN 2000	NZL	0.72	25.68	53.51 27.83	1:22.84 29.33	1:52.33 29.49	3.36
22	3	7	KALMAR Akos	11 JAN 2000	HUN	0.79	26.83	55.56 28.73	1:24.18 28.62	1:52.54 28.36	3.57
23	5	1	YANCHEV Yordan	30 AUG 2001	BUL	0.73	25.85	53.83 27.98	1:23.70 29.87	1:52.80 29.10	3.83
24	2	2	BARAO Will	17 MAR 2001	USA	0.80	27.04	55.40 28.36	1:24.29 28.89	1:53.18 28.89	4.21
25	2	7	FREEMAN James Samuel	28 MAR 2001	BOT	0.70	26.39	55.59 29.20	1:24.83 29.24	1:54.14 29.31	5.17
26	3	8	ARROYO Jarod	2 JAN 2001	PUR	0.71	26.63	55.59 28.96	1:24.52 28.93	1:54.39 29.87	5.42
27	4	7	MORALES RESTREPO J	5 DEC 2000	COL	0.69	26.69	55.56 28.87	1:25.13 29.57	1:55.25 30.12	6.28
28	2	4	BURDISSO Federico	20 SEP 2001	ITA	0.70	26.03	54.21 28.18	1:24.35 30.14	1:55.40 31.05	6.43
29	3	6	MARIC Ognjen	4 NOV 2000	CRO	0.65	26.55	55.52 28.97	1:25.16 29.64	1:55.44 30.28	6.47



Results Summary

Event Number 12

Rank	Heat	Lane	Name	Date of Birth	NOC Code	R.T.	50m	100m	150m	Time	Time Behind
30	1	4	SAUBER Bob	19 JUL 2001	LUX	0.70	26.92	56.23 29.31	1:26.10 29.87	1:55.50 29.40	6.53
31	1	5	SANTO Filipe	15 DEC 2000	POR	0.78	27.28	56.53 29.25	1:25.99 29.46	1:55.81 29.82	6.84
32	2	8	CRUZ ZUNIGA GR	20 MAY 2000	MEX	0.64	27.27	56.99 29.72	1:26.60 29.61	1:55.88 29.28	6.91
33	3	1	WANG Kuanhung	23 JAN 2002	TPE	0.59	27.10	56.83 29.73	1:28.43 31.60	1:59.54 31.11	10.57
34	1	3	KEANE Noel	29 AUG 2002	PLW	0.70	28.97	1:00.11 31.14	1:31.54 31.43	2:00.77 29.23	11.80
35	4	2	NGUYEN Huy Hoang	10 JUL 2000	VIE	0.73	29.07	59.79 30.72	1:30.82 31.03	2:00.98 30.16	12.01
36	1	6	SCOTT Daniel Micaiah	1 FEB 2000	GUY	0.79	27.80	58.63 30.83	1:31.23 32.60	2:05.43 34.20	16.46

Legend:

Q Qualified for next phase

R.T. Reaction Time



Results Summary

Event Number 3

Rank	Heat	Lane	Name	Date of Birth	NOC Code	R.T.	50m	Time	Time Behind
1	1	4	KOLESNIKOV Kliment	9 JUL 2000	RUS	0.62	25.91	53.26 27.35	
2	1	5	MARTIN Daniel Cristian	5 OCT 2000	ROU	0.56	25.65	53.59 27.94	0.33
3	1	3	CECCON Thomas	27 JAN 2001	ITA	0.68	26.64	53.65 27.01	0.39
4	1	6	WANG Guanbin	2 MAY 2000	CHN	0.59	26.70	55.33 28.63	2.07
5	1	7	MARTOS BACARIZO Manuel	31 OCT 2000	ESP	0.54	27.14	55.83 28.69	2.57
6	1	8	NATARAJ Srihari	16 JAN 2001	IND	0.59	26.99	56.12 29.13	2.86
7	1	2	ZOMBORI Gabor	8 OCT 2002	HUN	0.66	27.39	56.21 28.82	2.95
8	1	1	BLACKBURN Lewis	8 FEB 2000	AUS	0.66	27.70	56.23 28.53	2.97

Legend:

R.T. Reaction Time



Results Summary

Event Number 11

Rank	Heat	Lane	Name	Date of Birth	NOC Code	R.T.	50m	100m	150m	Time	Time Behind
1	1	5	BERECZ Blanka	20 JUN 2002	HUN	0.75	29.95	1:02.93 32.98	1:36.40 33.47	2:10.37 33.97	
2	1	4	COETZEE Dune	14 MAY 2002	RSA	0.70	29.53	1:02.57 33.04	1:36.99 34.42	2:11.71 34.72	1.34
3	1	1	RYAN Michaela	11 MAR 2002	AUS	0.74	29.50	1:03.14 33.64	1:38.37 35.23	2:13.12 34.75	2.75
4	1	3	ROMAN MANTILLA MC	4 JAN 2001	COL	0.81	31.03	1:04.61 33.58	1:38.97 34.36	2:13.17 34.20	2.80
5	1	6	LAHTINEN Laura	3 JUN 2003	FIN	0.73	29.36	1:03.16 33.80	1:37.62 34.46	2:13.51 35.89	3.14
6	1	2	de CARVALHO PESSA.	23 JAN 2000	BRA	0.70	29.80	1:03.38 33.58	1:38.82 35.44	2:14.56 35.74	4.19
7	1	8	DEWI Adinda Larasati	20 DEC 2000	INA	0.57	29.20	1:03.04 33.84	1:38.00 34.96	2:15.23 37.23	4.86
8	1	7	PERMATAHANI Azzahra	7 JAN 2002	INA	0.66	30.18	1:04.73 34.55	1:40.21 35.48	2:17.03 36.82	6.66

Legend:
R.T. Reaction Time



Results Summary

Event Number 12

Rank	Heat	Lane	Name	Date of Birth	NOC Code	R.T.	50m	100m	150m	Time	Time Behind
1	1	3	MILAK Kristof	20 FEB 2000	HUN	0.74	25.68	53.47 27.79	1:21.07 27.60	1:47.73 26.66	
2	1	7	HANSON Robin	2 APR 2001	SWE	0.63	25.39	53.17 27.78	1:20.58 27.41	1:48.14 27.56	0.41
3	1	2	LOKTEV Denis	6 APR 2000	ISR	0.65	25.66	53.45 27.79	1:21.07 27.62	1:48.53 27.46	0.80
4	1	6	KRASKA Jakub	19 APR 2000	POL	0.77	25.41	53.24 27.83	1:21.68 28.44	1:48.65 26.97	0.92
5	1	4	YOSHIDA Keisuke	17 APR 2000	JPN	0.71	25.66	53.47 27.81	1:21.69 28.22	1:48.75 27.06	1.02
6	1	5	SETIN SARTORI Murilo	18 MAY 2002	BRA	0.72	26.21	54.21 28.00	1:22.06 27.85	1:49.22 27.16	1.49
7	1	8	DJAKOVIC Antonio	8 OCT 2002	SUI	0.68	25.15	53.25 28.10	1:21.50 28.25	1:49.74 28.24	2.01
8	1	1	LEE Yooyeon	4 SEP 2000	KOR	0.74	26.01	53.81 27.80	1:21.69 27.88	1:50.39 28.70	2.66

Legend:

R.T. Reaction Time




Results Summary

Event Number 2

Rank	Heat	Lane	Name	Date of Birth	NOC Code	R.T.	Time	Time Behind
1	1	4	SELEIKAITE Agne	6 FEB 2000	LTU	0.64	31.37	
2	1	3	HODGES Chelsea	27 JUN 2001	AUS	0.72	31.42	0.05
3	1	2	CELIK Tina	24 APR 2001	SLO	0.65	31.75	0.38
4	1	7	McSHARRY Mona	21 AUG 2000	IRL	0.67	31.96	0.59
5	1	6	COYNE Niamh	22 JUN 2001	IRL	0.72	32.02	0.65
6	1	1	KUCHERAN Nina	3 JUL 2000	CAN	0.66	32.06	0.69
7	1	5	HALLMANN Weronika	20 JUL 2000	POL	0.67	32.17	0.80
8	1	8	WISEMAN Avery	7 APR 2002	CAN	0.70	32.79	1.42

Legend:

R.T. Reaction Time



Results Summary

Event Number 10

Rank	Heat	Lane	Name	Date of Birth	NOC Code	R.T.	50m	Time	Time Behind
1	2	4	MINAKOV Andrei	17 MAR 2002	RUS	0.67	24.29	51.94 27.65	Q
2	2	5	BURDISSO Federico	20 SEP 2001	ITA	0.72	24.69	52.43 27.74	0.49 Q
3	1	4	MILAK Kristof	20 FEB 2000	HUN	0.67	24.61	52.56 27.95	0.62 Q
4	2	6	ISHIKAWA Shinnosuke	8 DEC 2000	JPN	0.70	24.41	52.67 28.26	0.73 Q
5	2	3	MARTIN Daniel Cristian	5 OCT 2000	ROU	0.66	24.74	52.70 27.96	0.76 Q
6	1	5	MAJERSKI Jakub	18 AUG 2000	POL	0.68	24.60	52.79 28.19	0.85 Q
7	2	7	TROIANOVSKIY Ihor	9 AUG 2002	UKR	0.62	25.11	52.88 27.77	0.94 Q
8	1	6	KESIL Denys	26 OCT 2000	UKR	0.77	25.10	53.47 28.37	1.53 ?
8	2	2	PONTI Noe	1 JUN 2001	SUI	0.72	25.39	53.47 28.08	1.53 ?
10	1	3	SHEN Jiahao	17 MAY 2001	CHN	0.63	25.18	53.52 28.34	1.58
11	2	1	WANG Kuanhung	23 JAN 2002	TPE	0.58	25.90	53.93 28.03	1.99
12	1	1	COMTE Serguei	11 FEB 2000	FRA	0.64	25.30	54.02 28.72	2.08
13	1	2	MARKOV Daniil	21 APR 2000	RUS	0.68	24.88	54.07 29.19	2.13
14	1	7	PARK Junghun	18 MAR 2001	KOR	0.62	25.01	54.21 29.20	2.27
15	1	8	JOHNSON Jake	29 FEB 2000	USA	0.63	25.03	54.34 29.31	2.40
16	2	8	ONG Jung Yi	15 MAR 2001	SGP	0.67	25.37	54.70 29.33	2.76

Legend:

? Involved in swim-off **Q** Qualified for next phase R.T. Reaction Time



Results Summary

Event Number 9

Rank	Heat	Lane	Name	Date of Birth	NOC Code	R.T.	50m	Time	Time Behind
1	2	4	SEEMANOVA Barbora	1 APR 2000	CZE	0.68	26.50	54.61 28.11	Q
2	2	2	YANG Junxuan	26 JAN 2002	CHN	0.69	26.80	54.79 27.99	0.18 Q
3	2	5	KLANCAR Neza	19 FEB 2000	SLO	0.77	26.98	55.10 28.12	0.49 Q
4	1	4	IKEMOTO Nagisa	25 AUG 2002	JPN	0.66	26.67	55.25 28.58	0.64 Q
5	2	3	KLEVANOVICH Elizaveta	22 MAR 2001	RUS	0.80	27.45	55.34 27.89	0.73 Q
6	1	3	WEBB Abbey	21 JAN 2001	AUS	0.76	27.25	55.69 28.44	1.08 Q
7	2	6	LEIBEL Kyla	9 OCT 2001	CAN	0.78	26.87	55.93 29.06	1.32 Q
8	1	6	GORBENKO Anastasia	7 AUG 2003	ISR	0.75	27.08	56.21 29.13	1.60 Q
9	1	5	YAMAMOTO Mayuka	14 FEB 2000	JPN	0.64	26.92	56.37 29.45	1.76
10	1	7	ANTONIOU Kalia	6 APR 2000	CYP	0.77	27.20	56.63 29.43	2.02
11	1	1	TREVISAN RAURICH Rafaela	31 OCT 2000	BRA	0.71	28.02	56.64 28.62	2.03
12	1	2	MALUKA Ieva	9 APR 2003	LAT	0.66	27.72	56.65 28.93	2.04
13	2	8	PETKOVA Diana	10 JUN 2000	BUL	0.73	26.54	56.82 30.28	2.21
14	2	1	DOUGLASS Kate	17 NOV 2001	USA	0.77	27.70	57.15 29.45	2.54
15	1	8	CHUE Christie May	3 JUL 2000	SGP	0.67	27.34	57.29 29.95	2.68
16	2	7	DELGADO Anicka	13 JUN 2002	ECU	0.66	27.05	57.67 30.62	3.06

Legend:	
Q Qualified for next phase	R.T. Reaction Time



Results Summary

Event Number 5

Rank	Heat	Lane	Name	Date of Birth	NOC Code	R.T.	50m	Time	Time Behind
1	1	5	SUN Jiajun	1 AUG 2000	CHN	0.65	27.72	1:00.59 32.87	
2	1	3	PETRASHOV Denis	1 FEB 2000	KGZ	0.74	29.04	1:01.34 32.30	0.75
3	1	2	TANIGUCHI Taku	26 SEP 2001	JPN	0.66	29.20	1:01.40 32.20	0.81
4	1	6	HANAGURUMA Yu	28 JAN 2000	JPN	0.82	28.86	1:01.62 32.76	1.03
5	1	4	HOULIE Michael James	27 JUN 2000	RSA	0.64	27.43	1:01.70 34.27	1.11
6	1	8	CORBEAU Caspar	3 APR 2001	NED	0.66	28.51	1:01.81 33.30	1.22
7	1	7	GERASIMENKO Vladislav	26 APR 2001	RUS	0.61	28.50	1:02.43 33.93	1.84
8	1	1	KALUSOWSKI Jan	12 MAR 2000	POL	0.65	29.27	1:02.69 33.42	2.10

Legend:

R.T. Reaction Time



Results Summary

Event Number 4

Rank	Heat	Lane	Name	Date of Birth	NOC Code	R.T.	50m	Time	Time Behind
1	1	3	VASKINA Daria	30 JUL 2002	RUS	0.65	29.60	1:00.45 30.85	
2	1	6	McKEOWN Kaylee	12 JUL 2001	AUS	0.60	29.26	1:00.58 31.32	0.13
3	1	5	WHITE Rhyan	25 JAN 2000	USA	0.58	29.36	1:00.60 31.24	0.15
4	1	4	EGOROVA Polina	25 FEB 2000	RUS	0.61	29.46	1:01.25 31.79	0.80
5	1	2	BROAD Madison	5 SEP 2000	CAN	0.68	29.74	1:01.37 31.63	0.92
6	1	1	PENG Xuwei	15 JAN 2003	CHN	0.60	30.24	1:01.44 31.20	0.99
7	1	8	FRIAS MOLINA Tamara	2 NOV 2000	ESP	0.64	30.21	1:01.93 31.72	1.48
8	1	7	SALCUTAN Tatiana	16 APR 2001	MDA	0.65	30.11	1:02.20 32.09	1.75

Legend:

R.T. Reaction Time



Results Summary

Event Number 8

Rank	Heat	Lane	Name	Date of Birth	NOC Code	R.T.	50m	100m	150m	Time	Time Behind
1	1	4	HVAS Tomoe	1 JUN 2000	NOR	0.69	25.03	54.98	1:30.03	1:59.58	
2	1	1	CECCON Thomas	27 JAN 2001	ITA	0.65	25.85	56.19	1:32.75	2:01.29	1.71
3	1	5	KNOX Finlay	8 JAN 2001	CAN	0.67	26.34	58.23	1:32.96	2:01.91	2.33
4	1	3	COHEN GROUMI Gal	22 APR 2002	ISR	0.69	25.98	57.92	1:33.25	2:02.41	2.83
5	1	2	BALAMANE Moncef Aymen	9 APR 2001	ALG	0.66	26.93	59.95	1:34.28	2:04.17	4.59
6	1	6	PONTI Noe	1 JUN 2001	SUI	0.77	26.28	57.52	1:34.19	2:04.20	4.62
7	1	8	ZOMBORI Gabor	8 OCT 2002	HUN	0.77	26.48	57.80	1:35.66	2:05.19	5.61
8	1	7	JOHNSON Jake	29 FEB 2000	USA	0.69	26.09	58.05	1:35.66	2:05.39	5.81
								31.96	37.61	29.73	

Legend:

R.T. Reaction Time



Results Summary

Event Number 13

Rank	Heat	Lane	NOC / Name	R.T.	50m	100m	Time	Time Behind
1	1	4	P. R. of China				4:05.18	
			PENG Xuwei	0.60	30.17	1:01.64	1:01.64	
			ZHENG Muyan	0.38	32.94	1:10.13	2:11.77	
			LIN Xintong	0.22	26.99	59.42	3:11.19	
			YANG Junxuan	0.25	26.18	53.99	4:05.18	
2	1	5	Australia				4:05.46	0.28
			McKEOWN Kaylee	0.60	30.22	1:01.61	1:01.61	
			HODGES Chelsea	0.53	31.62	1:08.83	2:10.44	
			RYAN Michaela	0.32	27.74	1:00.12	3:10.56	
			WEBB Abbey	0.35	26.53	54.90	4:05.46	
3	1	7	Russian Federation				4:06.07	0.89
			VASKINA Daria	0.70	30.56	1:02.74	1:02.74	
			MAKAROVA Anastasia	0.32	31.49	1:08.63	2:11.37	
			EGOROVA Polina	0.39	26.91	59.50	3:10.87	
			KLEVANOVICH Elizaveta	0.34	26.97	55.20	4:06.07	
4	1	1	Brazil				4:10.93	5.75
			de GOEIJ Fernanda	0.59	30.50	1:02.26	1:02.26	
			VIEIRA Ana Carolina	0.08	33.68	1:12.04	2:14.30	
			de CARVALHO PESSANHA Maria Luiza	0.05	27.96	1:00.63	3:14.93	
			TREVISAN RAURICH Rafaela	0.39	27.22	56.00	4:10.93	
5	1	3	United States of America				4:16.79	11.61
			WHITE Rhyan	0.62	29.98	1:01.66	1:01.66	
			DOUGLASS Kate	0.21	33.20	1:10.85	2:12.51	
			SIMS Kaitlynn	0.36	30.25	1:05.68	3:18.19	
			DONOHUE Maddie	0.41	28.41	58.60	4:16.79	
6	1	6	South Africa				4:17.78	12.60
			VENTER Mariella Greta	0.66	30.94	1:04.12	1:04.12	
			MUNDELL Christin	0.41	33.01	1:12.05	2:16.17	
			COETZEE Dune	0.64	29.09	1:02.61	3:18.78	
			BEAVON Kate Jean	0.58	28.16	59.00	4:17.78	
	1	2	Canada				DSQ	
			BROAD Madison	0.66	29.99	1:02.26	1:02.26	
			KUCHERAN Nina	0.17	32.31	1:10.46	2:12.72	
			WISEMAN Avery	0.41	29.46	1:04.03	3:16.75	
			LEIBEL Kyla	-0.08				

Legend:
R.T. Reaction Time



Results Summary

Event Number 15

Rank	Heat	Lane	Name	Date of Birth	NOC Code	R.T.	Time	Time Behind
1	4	4	SHKURDAI Anastasiya	3 JAN 2003	BLR	0.68	26.56	Q
2	3	4	LIN Xintong	4 JUL 2000	CHN	0.76	26.84	0.28 Q
2	5	5	YAMAMOTO Mayuka	14 FEB 2000	JPN	0.62	26.84	0.28 Q
4	5	4	JUNEVIK Sara	14 FEB 2000	SWE	0.74	26.91	0.35 Q
5	5	3	KOEHLER Angelina	12 NOV 2000	GER	0.76	26.96	0.40 Q
6	3	2	DELGADO Anicka	13 JUN 2002	ECU	0.66	27.28	0.72 Q
7	4	3	GUEVARA HERNANDEZ	7 JUL 2000	MEX	0.68	27.42	0.86 Q
8	5	6	EGOROVA Polina	25 FEB 2000	RUS	0.87	27.43	0.87 Q
9	5	1	LEIBEL Kyla	9 OCT 2001	CAN	0.72	27.45	0.89 Q
10	2	4	LEMA Julieta	3 JAN 2000	ARG	0.70	27.55	0.99 Q
11	4	1	PADRON SALAZAR MB	5 APR 2003	CRC	0.77	27.56	1.00 Q
12	2	6	NAZAROVA Diana	2 JUN 2000	KAZ	0.77	27.64	1.08 Q
13	3	6	CHEN Yu-Rong	5 JAN 2000	TPE	0.65	27.66	1.10 Q
14	4	6	POTOCKA Tamara	15 AUG 2002	SVK	0.70	27.69	1.13 Q
15	4	5	OZKAN Aleyna	1 FEB 2002	TUR	0.79	27.76	1.20 Q
16	2	3	MALUKA Ieva	9 APR 2003	LAT	0.64	27.85	1.29 ?
16	3	1	RYAN Michaela	11 MAR 2002	AUS	0.75	27.85	1.29 ?
16	4	2	SCHEGOLEVA Alexandra	6 JUL 2001	CYP	0.65	27.85	1.29 ?
19	5	2	LYON Lismar	19 OCT 2000	VEN	0.64	27.90	1.34
20	5	7	FIEDKIEWICZ Kornelia	5 AUG 2001	POL	0.67	27.98	1.42
21	3	8	KAN Natalie	30 APR 2002	HKG	0.70	28.01	1.45
22	4	8	HEINOLA Nea-Amanda	16 OCT 2000	FIN	0.75	28.04	1.48
23	1	7	STADNYK Yuliia	5 AUG 2000	UKR	0.77	28.15	1.59
24	4	7	BECERRA QUINTANIL.	13 OCT 2001	COL	0.69	28.21	1.65
25	3	5	JURCZYK Karolina	25 NOV 2001	POL	0.70	28.25	1.69
26	3	7	STEMBEROVA Kristyna	10 SEP 2000	CZE	0.81	28.33	1.77
27	2	5	RUSSELL Victoria	26 JUL 2000	BAH	0.77	28.40	1.84
28	5	8	PHILLIP Elinah	3 APR 2000	IVB	0.62	28.65	2.09
29	1	4	COETZEE Dune	14 MAY 2002	RSA	0.68	28.70	2.14
30	2	1	MENCIA Mariel	13 FEB 2001	DOM	0.70	28.80	2.24
31	2	7	MOORE Madelyn	17 MAY 2000	BER	0.65	28.96	2.40
32	2	8	MARIN Ines	19 APR 2001	CHI	0.66	28.99	2.43
33	1	5	HEFEL Theresa Regina	4 FEB 2001	LIE	0.72	29.52	2.96
34	1	2	GONDO Ruvarashe Tjawada	1 APR 2002	BOT	0.72	32.16	5.60
35	1	3	WINTER Margie	20 FEB 2002	FSM	0.73	32.40	5.84
36	1	6	TYURINA Anastasiya	27 SEP 2001	TJK	0.91	33.37	6.81
	2	2	RICHTER Leoni	19 SEP 2000	SUI		DNS	
	3	3	MROZINSKI Julia Maria	16 FEB 2000	GER		DNS	

Legend:

? Involved in swim-off

Q Qualified for next phase

R.T. Reaction Time



Results Summary

Event Number 16

Rank	Heat	Lane	Name	Date of Birth	NOC Code	R.T.	Time	Time Behind
1	4	4	KOLESNIKOV Kliment	9 JUL 2000	RUS	0.63	24.74	Q
2	3	4	WANG Guanbin	2 MAY 2000	CHN	0.57	25.93	1.19 Q
3	4	5	HVAS Tomoe	1 JUN 2000	NOR	0.63	26.14	1.40 Q
4	2	4	CECCON Thomas	27 JAN 2001	ITA	0.69	26.24	1.50 Q
5	3	1	RINCON VELASCO Anthony	20 APR 2001	COL	0.56	26.27	1.53 Q
6	4	2	BLACKBURN Lewis	8 FEB 2000	AUS	0.63	26.29	1.55 Q
7	3	3	SOMERSET Sebastian	15 JAN 2001	CAN	0.58	26.30	1.56 Q
8	2	1	KALLSTROM Roni	18 MAY 2001	FIN	0.55	26.32	1.58 Q
9	2	2	PEIRIS Akalanka	11 JAN 2000	SRI	0.54	26.33	1.59 Q
10	3	2	CRUZ ZUNIGA GR	20 MAY 2000	MEX	0.62	26.35	1.61 Q
11	3	6	CHUANG Mu-Lun	6 FEB 2001	TPE	0.63	26.38	1.64 Q
11	4	3	ARDJOUNE Abdellah	21 FEB 2001	ALG	0.62	26.38	1.64 Q
13	3	5	SIMONS Kenzo	13 APR 2001	NED	0.60	26.41	1.67 Q
14	2	3	ZOMBORI Gabor	8 OCT 2002	HUN	0.65	26.44	1.70 Q
15	4	1	PAVLIDI Arijus	8 APR 2002	LTU	0.67	26.46	1.72 Q
16	2	5	KIRBY Jack	24 JUL 2000	BAR	0.54	26.48	1.74 Q
17	4	6	MIGLBAUER Marvin	12 MAY 2002	AUT	0.64	26.50	1.76
18	2	6	NATARAJ Srihari	16 JAN 2001	IND	0.60	26.55	1.81
19	2	7	TAUTKUS Alanas	26 JUN 2000	LTU	0.58	26.63	1.89
20	4	8	HARDER Ethan	25 JUN 2000	USA	0.57	26.84	2.10
21	4	7	DUVENHAGE Hendrik Petrus	10 JUL 2001	RSA	0.63	26.97	2.23
22	3	7	MARTOS BACARIZO Manuel	31 OCT 2000	ESP	0.56	27.07	2.33
23	3	8	KARLSSON Brynjolfur Oli	24 JUL 2001	ISL	0.61	28.09	3.35
24	1	5	AITU Bede	11 OCT 2001	COK	0.57	28.90	4.16
25	1	4	OHUAFI Finau	25 JAN 2001	TGA	0.61	29.26	4.52
26	1	3	MHINI Dennis Hamisi	10 AUG 2001	TAN	0.67	29.79	5.05

Legend:	
Q Qualified for next phase	R.T. Reaction Time



Results Summary

Event Number 17

Rank	Heat	Lane	Name	Date of Birth	NOC Code	R.T.	50m	Time	Time Behind
1	5	5	MAKAROVA Anastasia	8 JAN 2003	RUS	0.69	32.92	1:08.80 35.88	Q
2	6	4	McSHARRY Mona	21 AUG 2000	IRL	0.69	32.10	1:09.24 37.14	0.44 Q
3	4	3	ASABA Shiori	4 AUG 2000	JPN	0.75	33.42	1:09.27 35.85	0.47 Q
4	5	4	COYNE Niamh	22 JUN 2001	IRL	0.74	32.91	1:09.49 36.58	0.69 Q
5	6	3	PIROVANO Anna	8 OCT 2000	ITA	0.68	33.46	1:09.78 36.32	0.98 Q
6	4	4	TETEREVKOVA Kotryna	23 JAN 2002	LTU	0.75	33.52	1:10.06 36.54	1.26 Q
7	4	2	BRUNZELL Hannah	22 MAR 2001	SWE	0.78	33.44	1:10.10 36.66	1.30 Q
8	6	6	HODGES Chelsea	27 JUN 2001	AUS	0.70	32.56	1:10.37 37.81	1.57 Q
9	6	5	HALLMANN Weronika	20 JUL 2000	POL	0.69	32.58	1:10.47 37.89	1.67 Q
10	4	5	WISEMAN Avery	7 APR 2002	CAN	0.72	33.25	1:10.63 37.38	1.83 Q
11	6	2	GUTTMANN Elena	31 OCT 2001	AUT	0.68	33.50	1:10.86 37.36	2.06 Q
12	3	5	MANSSON Julia	4 SEP 2002	SWE	0.72	33.40	1:10.91 37.51	2.11 Q
12	4	6	CELIK Tina	24 APR 2001	SLO	0.69	33.59	1:10.91 37.32	2.11 Q
14	5	3	ZHENG Muyan	19 AUG 2002	CHN	0.64	33.82	1:10.94 37.12	2.14 Q
15	5	6	SELEIKAITE Agne	6 FEB 2000	LTU	0.66	33.43	1:10.95 37.52	2.15 Q
16	4	1	BASSO BERT Clara	26 JAN 2001	FRA	0.76	33.95	1:11.31 37.36	2.51 Q
17	2	4	YUN Eunsol	22 MAR 2002	KOR	0.64	34.00	1:11.37 37.37	2.57
18	3	3	KRONIGER Anna	23 JUN 2000	GER	0.68	33.97	1:11.51 37.54	2.71
19	3	1	CHUE Christie May	3 JUL 2000	SGP	0.69	34.26	1:11.56 37.30	2.76
20	6	8	MUNDELL Christin	30 SEP 2001	RSA	0.69	33.48	1:11.58 38.10	2.78
21	5	7	VAZQUEZ RUIZ Alba	24 FEB 2002	ESP	0.73	33.67	1:11.69 38.02	2.89
22	4	7	DOUGLASS Kate	17 NOV 2001	USA	0.75	33.64	1:11.77 38.13	2.97
23	3	8	BOONAMPHAI Saovanee	18 APR 2000	THA	0.59	33.62	1:11.82 38.20	3.02
24	3	4	MOSCENSCAIA Anastasia	31 JUL 2000	MDA	0.72	33.61	1:12.00 38.39	3.20
25	4	8	WANG Heesong	15 DEC 2003	KOR	0.74	33.85	1:12.01 38.16	3.21
26	3	6	GADEA Maria Claudia	9 MAY 2001	ROU	0.70	33.94	1:12.04 38.10	3.24
27	5	1	PEREIRA Raquel	6 JAN 2000	POR	0.75	34.52	1:12.13 37.61	3.33
28	2	2	MEDIC Mila	25 JAN 2000	SRB	0.66	34.05	1:12.14 38.09	3.34
29	1	5	ALBORZEN Maria Selene	21 FEB 2003	ARG	0.76	34.03	1:12.23 38.20	3.43



Results Summary

Event Number 17

Rank	Heat	Lane	Name	Date of Birth	NOC Code	R.T.	50m	Time	Time Behind
30	3	7	HUSZAR Ingrid	9 JUN 2003	ROU	0.79	34.04	1:12.36 38.32	3.56
31	5	2	KUCHERAN Nina	3 JUL 2000	CAN	0.69	34.37	1:12.50 38.13	3.70
32	6	7	VIEIRA Ana Carolina	24 OCT 2001	BRA	0.65	32.95	1:12.57 39.62	3.77
33	1	4	POLONSKY Lea	25 MAY 2002	ISR	0.71	34.24	1:12.69 38.45	3.89
34	2	3	PASUKAN Emina	12 APR 2001	BIH	0.69	35.07	1:12.73 37.66	3.93
34	3	2	LAHTINEN Laura	3 JUN 2003	FIN	0.74	34.19	1:12.73 38.54	3.93
36	2	7	ONIEVA HENRICH Elena	20 FEB 2001	SUI	0.72	34.06	1:13.00 38.94	4.20
37	2	5	KAN Natalie	30 APR 2002	HKG	0.72	34.86	1:13.04 38.18	4.24
38	2	6	CULINA Nika	22 OCT 2001	CRO	0.79	34.40	1:13.18 38.78	4.38
39	2	1	ZABORSKA Miroslava	4 FEB 2001	SVK	0.72	35.11	1:13.30 38.19	4.50
40	5	8	SAMANCI Gulsen Beste	21 FEB 2000	TUR	0.68	34.11	1:13.39 39.28	4.59
41	1	3	SCHREUDERS Anahi	17 FEB 2000	ARU	0.78	35.73	1:15.14 39.41	6.34
42	2	8	ARNGEIRSDOTTIR Karen Mist	9 FEB 2000	ISL	0.75	35.20	1:15.43 40.23	6.63
43	6	1	MALLET Camille	28 MAY 2001	FRA	0.69	36.08	1:16.12 40.04	7.32
44	1	6	MENLIBAEVA Bibigul	12 JUN 2001	UZB	0.72	35.62	1:16.75 41.13	7.95
45	1	7	KHULAIL Aishath Hulva	3 SEP 2003	MDV	0.71	41.68	1:34.61 52.93	25.81
	1	2	ABUSHAMMALEH Mera	1 JAN 2002	PLE			DNS	

Legend:

Q Qualified for next phase

R.T. Reaction Time



Results Summary

Event Number 18

Rank	Heat	Lane	Name	Date of Birth	NOC Code	R.T.	Time	Time Behind
1	5	4	SAMEH Abdelrahman	9 MAR 2000	EGY	0.66	22.60	Q
2	7	6	MARKOV Daniil	21 APR 2000	RUS	0.67	22.73	0.13 Q
3	7	4	SEELIGER Bjoern	11 JAN 2000	SWE	0.74	22.84	0.24 Q
4	7	3	HANSON Robin	2 APR 2001	SWE	0.62	22.85	0.25 Q
5	5	5	CECCON Thomas	27 JAN 2001	ITA	0.69	22.93	0.33 Q
5	6	4	CALVELO de SOUZA A	11 AUG 2000	BRA	0.63	22.93	0.33 Q
7	5	6	PICKETT Michael	17 AUG 2002	NZL	0.60	23.02	0.42 Q
7	7	2	NORTJE Gabriel Pieter	29 JUN 2001	RSA	0.79	23.02	0.42 Q
9	4	3	LEE Yooyeon	4 SEP 2000	KOR	0.67	23.05	0.45 Q
9	6	2	RATIU George Adrian	23 APR 2000	ROU	0.69	23.05	0.45 Q
11	6	5	SIMONS Kenzo	13 APR 2001	NED	0.70	23.07	0.47 Q
12	7	5	BRINKWORTH Ashton	14 MAR 2000	AUS	0.68	23.11	0.51 Q
13	6	3	BURDISSO Federico	20 SEP 2001	ITA	0.68	23.15	0.55 Q
14	6	8	BARSEGHYAN Artur	29 MAR 2002	ARM	0.64	23.17	0.57 Q
15	5	3	MARTINS COSTA PEI.	5 SEP 2000	BRA	0.65	23.24	0.64 Q
16	6	1	LIENDO Joshua	20 AUG 2002	CAN	0.68	23.28	0.68 ?
16	6	6	CRUZ ZUNIGA GR	20 MAY 2000	MEX	0.66	23.28	0.68 ?
18	7	1	DUSA Matej	10 JUL 2000	SVK	0.60	23.30	0.70
19	5	1	DELICES Jean-Marc	19 MAR 2000	FRA	0.69	23.41	0.81
20	4	4	BEDOUR MOM	23 SEP 2000	JOR	0.68	23.62	1.02
21	4	5	BELFER Alexey	7 NOV 2000	FIN	0.62	23.67	1.07
22	5	7	MIROSLAW Rafael	25 MAR 2001	GER	0.70	23.77	1.17
22	6	7	POWELL Robbie	28 JAN 2000	IRL	0.70	23.77	1.17
24	5	2	JACKSON Joseph	12 JAN 2000	AUS	0.74	23.81	1.21
25	4	1	CROOKS Jordan	2 MAY 2002	CAY	0.63	23.88	1.28
26	7	8	LEGBAND Kai	1 JUN 2000	BER	0.62	23.96	1.36
27	3	6	COHEN GROUMI Gal	22 APR 2002	ISR	0.67	23.97	1.37
28	4	6	OKHOTINSKIY Alen	17 NOV 2001	KAZ	0.60	24.08	1.48
29	7	7	BASTIAN Izaak	3 JAN 2001	BAH	0.65	24.13	1.53
30	5	8	KIRBY Jack	24 JUL 2000	BAR	0.69	24.14	1.54
31	4	2	PUENTE BUSTAMANTE	6 MAR 2001	MEX	0.71	24.18	1.58
32	4	7	UMUROV Akhmadjon	3 AUG 2000	UZB	0.67	24.29	1.69
33	3	2	SPITERI Rudi	16 APR 2002	MLT	0.67	24.35	1.75
33	3	4	VALDIVIESO Martin Ignacio	27 DEC 2000	CHI	0.67	24.35	1.75
35	4	8	SEMIDETNOV Ivan	13 JUN 2001	MDA	0.64	24.39	1.79
36	3	5	DANG Ethan	13 FEB 2002	USA	0.69	24.55	1.95
37	3	3	FELIX Delron	20 OCT 2000	GRN	0.71	24.77	2.17
38	3	7	TAMAGNINI Raffaele	20 APR 2001	SMR	0.73	24.87	2.27
39	3	1	OHUAFI Finau	25 JAN 2001	TGA	0.65	25.54	2.94
40	1	7	QUMSIEH Andrew	27 FEB 2003	PLE	0.67	26.58	3.98
41	3	8	MOANI Ismat	23 MAY 2003	SUD	0.71	27.07	4.47
42	2	3	MACPHERSON Murray	12 JUL 2002	MAW	0.66	27.50	4.90
43	1	2	IBRAHIM Mubal Azzam	3 NOV 2000	MDV	0.63	27.51	4.91
44	2	5	FAYEZ SADR	24 FEB 2002	OMA	0.63	27.55	4.95
45	1	6	ALSHAMROUKH Sauod	20 JUN 2003	KUW	0.62	27.57	4.97
46	2	4	POEUVPICHRA Bunna	11 OCT 2002	CAM	0.63	28.11	5.51
47	2	6	WYSE JJJ	24 MAR 2001	SLE	0.72	28.57	5.97
48	2	2	RANIS Daniel	22 AUG 2001	MHL	0.69	29.21	6.61
49	2	7	SAINE Momodou Lamin	8 SEP 2000	GAM	0.85	30.97	8.37
50	2	1	AMBONGUILAT Tarann	30 SEP 2003	GAB	0.71	31.53	8.93
51	1	4	BARRY Omar Fadel	2 JAN 2000	BUR	0.74	32.44	9.84
52	1	3	AKUE Andres	8 AUG 2001	GEQ	0.79	32.61	10.01
53	2	8	BARRY Amadou Macka	6 DEC 2003	GUI	0.83	32.90	10.30



Results Summary

Event Number 18

Rank	Heat	Lane	Name	Date of Birth	NOC Code	R.T.	Time	Time Behind
54	1	5	BOYENGUE Eddie Corneille	6 OCT 2001	CGO	0.87	37.28	14.68

Legend:		
?	Involvement in swim-off	
Q	Qualified for next phase	
R.T.	Reaction Time	



Results Summary


Event Number 19

Rank	Heat	Lane	Name	Date of Birth	NOC Code	R.T.	50m	100m	150m	Time	Time Behind
1	4	6	WHITE Rhyan	25 JAN 2000	USA	0.62	30.87	1:04.76 33.89	1:38.33 33.57	2:12.21 33.88	Q
2	3	6	BROAD Madison	5 SEP 2000	CAN	0.74	30.54	1:04.82 34.28	1:39.25 34.43	2:12.94 33.69	0.73 Q
3	4	4	PENG Xuwei	15 JAN 2003	CHN	0.60	31.11	1:04.72 33.61	1:39.20 34.48	2:13.06 33.86	0.85 Q
4	4	5	GARCIA KIRICHENKO	16 MAR 2001	ESP	0.62	32.22	1:05.92 33.70	1:39.62 33.70	2:13.25 33.63	1.04 Q
5	3	4	McKEOWN Kaylee	12 JUL 2001	AUS	0.57	31.19	1:05.53 34.34	1:39.98 34.45	2:13.32 33.34	1.11 Q
6	3	5	SALCUTAN Tatiana	16 APR 2001	MDA	0.70	31.27	1:05.59 34.32	1:39.95 34.36	2:13.56 33.61	1.35 Q
7	2	5	ILYES Laura	19 DEC 2001	HUN	0.57	31.74	1:05.40 33.66	1:39.83 34.43	2:13.83 34.00	1.62 Q
8	2	4	EGOROVA Polina	25 FEB 2000	RUS	0.66	31.34	1:05.29 33.95	1:40.80 35.51	2:13.89 33.09	1.68 Q
9	4	1	GORBENKO Anastasia	7 AUG 2003	ISR	0.70	32.38	1:06.09 33.71	1:40.93 34.84	2:14.24 33.31	2.03
10	4	2	FRIAS MOLINA Tamara	2 NOV 2000	ESP	0.68	32.56	1:06.77 34.21	1:41.50 34.73	2:15.09 33.59	2.88
11	2	6	de GOEIJ Fernanda	11 NOV 2000	BRA	0.58	31.90	1:06.95 35.05	1:41.27 34.32	2:15.21 33.94	3.00
12	4	8	de CARVALHO PESSA.	23 JAN 2000	BRA	0.62	31.82	1:06.91 35.09	1:41.63 34.72	2:15.93 34.30	3.72
13	4	7	LOEYNING IV	13 SEP 2000	NOR	0.57	31.92	1:06.84 34.92	1:41.28 34.44	2:16.46 35.18	4.25
14	3	2	GOLD Aleksa	3 JAN 2000	EST	0.63	32.98	1:07.78 34.80	1:43.61 35.83	2:17.14 33.53	4.93
15	2	2	DUHAMEL Cyrielle	6 JAN 2000	FRA	0.70	33.06	1:07.45 34.39	1:42.78 35.33	2:17.46 34.68	5.25
16	2	7	REZVANTSEVA Anastassiya	12 APR 2002	KAZ	0.67	31.91	1:06.81 34.90	1:42.01 35.20	2:17.60 35.59	5.39
17	2	1	HURTADO Andrea	6 OCT 2000	PER	0.61	32.77	1:07.29 34.52	1:43.40 36.11	2:18.37 34.97	6.16
18	2	3	VENTER Mariella Greta	10 JAN 2000	RSA	0.67	32.52	1:07.11 34.59	1:43.19 36.08	2:18.70 35.51	6.49
19	3	7	GALLOWAY Gina	17 MAR 2001	NZL	0.67	31.42	1:06.59 35.17	1:42.20 35.61	2:18.72 36.52	6.51
20	3	3	KOLESNYKOVA Maryna	15 FEB 2000	UKR	0.63	32.36	1:07.82 35.46	1:44.16 36.34	2:18.92 34.76	6.71
21	3	8	CHEN Szu-Chi	20 JUN 2002	TPE	0.63	31.12	1:06.19 35.07	1:42.28 36.09	2:19.23 36.95	7.02
22	4	3	VASKINA Daria	30 JUL 2002	RUS	0.68	32.67	1:08.27 35.60	1:44.10 35.83	2:19.54 35.44	7.33
23	3	1	TOUILI Lila	19 FEB 2000	FRA	0.66	33.27	1:08.06 34.79	1:45.01 36.95	2:21.15 36.14	8.94
24	1	5	ARDILES Trinidad Paz	10 MAY 2003	CHI	0.76	32.93	1:09.28 36.35	1:46.94 37.66	2:24.27 37.33	12.06
25	1	4	KRSTEVSKA Mia	18 AUG 2001	MKD	0.64	33.28	1:10.02 36.74	1:48.35 38.33	2:27.15 38.80	14.94
26	1	3	VERDINO Claudia	28 NOV 2001	MON	0.66	34.98	1:12.82 37.84	1:51.91 39.09	2:30.26 38.35	18.05

Legend:

Q Qualified for next phase

R.T. Reaction Time



Results

Event Number 10

Rank	Lane	Name	NOC Code	R.T.	50m	Time	Time Behind
1	5	PONTI Noe	SUI	0.70	(1) 24.76	53.16 28.40	
2	4	KESIL Denys	UKR	0.65	(2) 25.19	53.42 28.23	0.26

Legend:

R.T. Reaction Time



Results

Event Number 15

Rank	Lane	Name	NOC Code	R.T.	Time	Time Behind
1	5	RYAN Michaela	AUS	0.76	27.88	
2	4	MALUKA Ieva	LAT	0.71	27.93	0.05
3	3	SCHEGOLEVA Alexandra	CYP	0.62	27.94	0.06


Legend:

R.T. Reaction Time


Results Summary

Event Number 14

Rank	Heat	Lane	Name	Date of Birth	NOC Code	R.T.	Time	Time Behind
1	3	5	KESELY Ajna	10 SEP 2001	HUN	0.74	8:27.60	
	50m 29.70	100m 1:00.88	150m 1:32.39	200m 2:04.30	250m 2:36.60	300m 3:08.89	350m 3:41.38	400m 4:13.64
		31.18	31.51	31.91	32.30	32.29	32.49	32.26
	450m 4:45.69	500m 5:17.98	550m 5:50.03	600m 6:21.63	650m 6:53.48	700m 7:24.96	750m 7:56.96	
	32.05	32.29	32.05	31.60	31.85	31.48	32.00	30.64
2	3	4	PIGNATIELLO DN	19 APR 2000	ARG	0.78	8:32.42	4.82
	50m 29.63	100m 1:00.68	150m 1:32.46	200m 2:04.32	250m 2:36.81	300m 3:09.03	350m 3:41.51	400m 4:13.70
		31.05	31.78	31.86	32.49	32.22	32.48	32.19
	450m 4:46.04	500m 5:18.19	550m 5:50.48	600m 6:22.63	650m 6:55.02	700m 7:27.31	750m 8:00.00	
	32.34	32.15	32.29	32.15	32.39	32.29	32.69	32.42
3	3	2	KAHLER Marlene	15 MAY 2001	AUT	0.77	8:36.57	8.97
	50m 30.43	100m 1:02.55	150m 1:34.89	200m 2:06.86	250m 2:39.43	300m 3:11.30	350m 3:43.68	400m 4:15.69
		32.12	32.34	31.97	32.57	31.87	32.38	32.01
	450m 4:47.94	500m 5:19.82	550m 5:52.51	600m 6:24.71	650m 6:57.65	700m 7:30.32	750m 8:03.97	
	32.25	31.88	32.69	32.20	32.94	32.67	33.65	32.60
4	3	8	DINI Delfina Veronica	7 OCT 2001	ARG	0.73	8:43.71	16.11
	50m 29.71	100m 1:02.22	150m 1:34.68	200m 2:07.36	250m 2:40.04	300m 3:13.18	350m 3:46.00	400m 4:19.26
		32.51	32.46	32.68	32.68	33.14	32.82	33.26
	450m 4:52.14	500m 5:25.76	550m 5:58.83	600m 6:32.52	650m 7:05.58	700m 7:39.11	750m 8:12.15	
	32.88	33.62	33.07	33.69	33.06	33.53	33.04	31.56
5	3	3	RIEDER Celine	18 JAN 2001	GER	0.72	8:43.73	16.13
	50m 30.52	100m 1:02.72	150m 1:35.49	200m 2:07.89	250m 2:41.06	300m 3:13.96	350m 3:47.32	400m 4:20.52
		32.20	32.77	32.40	33.17	32.90	33.36	33.20
	450m 4:54.29	500m 5:27.61	550m 6:01.44	600m 6:33.87	650m 7:06.94	700m 7:39.71	750m 8:12.76	
	33.77	33.32	33.83	32.43	33.07	32.77	33.05	30.97
6	2	3	GAN Ching Hwee	22 JUL 2003	SGP	0.65	8:44.69	17.09
	50m 30.47	100m 1:02.77	150m 1:35.51	200m 2:08.16	250m 2:41.35	300m 3:14.18	350m 3:47.34	400m 4:20.43
		32.30	32.74	32.65	33.19	32.83	33.16	33.09
	450m 4:53.60	500m 5:26.60	550m 5:59.96	600m 6:33.05	650m 7:06.74	700m 7:39.77	750m 8:13.13	
	33.17	33.00	33.36	33.09	33.69	33.03	33.36	31.56
7	3	1	SIMS Kaitlynn	27 NOV 2000	USA	0.85	8:46.40	18.80
	50m 30.21	100m 1:02.03	150m 1:34.75	200m 2:07.28	250m 2:40.30	300m 3:13.40	350m 3:47.12	400m 4:20.55
		31.82	32.72	32.53	33.02	33.10	33.72	33.43
	450m 4:54.47	500m 5:27.48	550m 6:01.28	600m 6:34.57	650m 7:08.15	700m 7:41.01	750m 8:14.72	
	33.92	33.01	33.80	33.29	33.58	32.86	33.71	31.68
8	2	6	ROMAN MANTILLA MC	4 JAN 2001	COL	0.85	8:48.88	21.28
	50m 31.06	100m 1:04.71	150m 1:37.52	200m 2:10.94	250m 2:43.94	300m 3:17.55	350m 3:50.53	400m 4:24.08
		33.65	32.81	33.42	33.00	33.61	32.98	33.55
	450m 4:57.07	500m 5:30.54	550m 6:03.68	600m 6:37.07	650m 7:10.01	700m 7:43.39	750m 8:16.22	
	32.99	33.47	33.14	33.39	32.94	33.38	32.83	32.66
9	3	6	DONOHUE Maddie	16 NOV 2001	USA	0.74	8:48.96	21.36
	50m 29.78	100m 1:02.09	150m 1:34.45	200m 2:08.20	250m 2:41.26	300m 3:15.00	350m 3:48.46	400m 4:21.93
		32.31	32.36	33.75	33.06	33.74	33.46	33.47
	450m 4:55.04	500m 5:28.76	550m 6:02.01	600m 6:35.66	650m 7:09.14	700m 7:43.10	750m 8:16.58	
	33.11	33.72	33.25	33.65	33.48	33.96	33.48	32.38
10	3	7	GALISTEO ZAPATERO Andrea	21 APR 2001	ESP	0.77	8:49.85	22.25
	50m 30.45	100m 1:03.23	150m 1:35.75	200m 2:09.05	250m 2:42.03	300m 3:15.63	350m 3:48.64	400m 4:22.33
		32.78	32.52	33.30	32.98	33.60	33.01	33.69
	450m 4:55.56	500m 5:29.24	550m 6:02.66	600m 6:36.41	650m 7:09.82	700m 7:43.91	750m 8:17.55	
	33.23	33.68	33.42	33.75	33.41	34.09	33.64	32.30
11	2	5	OLIVA NJM	20 DEC 2001	PHI	0.67	8:52.29	24.69
	50m 30.80	100m 1:04.34	150m 1:37.27	200m 2:10.84	250m 2:43.81	300m 3:17.22	350m 3:50.42	400m 4:24.32
		33.54	32.93	33.57	32.97	33.41	33.20	33.90
	450m 4:57.61	500m 5:31.38	550m 6:05.26	600m 6:39.30	650m 7:13.00	700m 7:46.98	750m 8:20.22	
	33.29	33.77	33.88	34.04	33.70	33.98	33.24	32.07
12	2	1	RYPESTOEL Malene	5 MAR 2001	NOR	0.86	8:54.64	27.04
	50m 30.88	100m 1:03.82	150m 1:37.69	200m 2:11.14	250m 2:45.43	300m 3:19.19	350m 3:53.39	400m 4:27.24
		32.94	33.87	33.45	34.29	33.76	34.20	33.85
	450m 5:01.63	500m 5:35.54	550m 6:10.31	600m 6:43.92	650m 7:17.70	700m 7:50.82	750m 8:24.45	
	34.39	33.91	34.77	33.61	33.78	33.12	33.63	30.19
13	2	2	BELLO Samantha	27 APR 2003	PER	0.77	8:54.89	27.29
	50m 30.73	100m 1:03.82	150m 1:37.64	200m 2:11.05	250m 2:44.76	300m 3:17.76	350m 3:51.59	400m 4:24.67
		33.09	33.82	33.41	33.71	33.00	33.83	33.08
	450m 4:58.44	500m 5:32.22	550m 6:06.36	600m 6:40.09	650m 7:14.86	700m 7:48.56	750m 8:23.17	
	33.77	33.78	34.14	33.73	34.77	33.70	34.61	31.72



Results Summary

Event Number 14

Rank	Heat	Lane	Name	Date of Birth	NOC Code	R.T.	Time	Time Behind		
14	1	4	FAIRWEATHER Erika	31 DEC 2003	NZL	0.74	8:56.14	28.54		
			50m 30.32	100m 1:03.13	150m 1:36.75	200m 2:09.70	250m 2:43.35	300m 3:17.12	350m 3:50.74	400m 4:24.53
				32.81	33.62	32.95	33.65	33.77	33.62	33.79
			450m 4:58.72	500m 5:33.00	550m 6:07.72	600m 6:41.65	650m 7:15.68	700m 7:49.66	750m 8:23.88	
			34.19	34.28	34.72	33.93	34.03	33.98	34.22	32.26
15	1	5	VALLONI Arianna	10 APR 2001	SMR	0.81	8:57.00	29.40		
			50m 32.24	100m 1:05.90	150m 1:39.57	200m 2:13.32	250m 2:47.19	300m 3:20.83	350m 3:54.43	400m 4:27.80
				33.66	33.67	33.75	33.87	33.64	33.60	33.37
			450m 5:01.71	500m 5:35.51	550m 6:09.43	600m 6:43.15	650m 7:16.88	700m 7:50.55	750m 8:24.17	
			33.91	33.80	33.92	33.72	33.73	33.67	33.62	32.83
16	2	4	BEAVON Kate Jean	17 APR 2000	RSA	0.80	8:59.60	32.00		
			50m 30.80	100m 1:03.14	150m 1:36.64	200m 2:09.87	250m 2:43.58	300m 3:17.15	350m 3:51.34	400m 4:25.46
				32.34	33.50	33.23	33.71	33.57	34.19	34.12
			450m 4:59.71	500m 5:34.06	550m 6:09.01	600m 6:43.30	650m 7:17.73	700m 7:52.21	750m 8:26.35	
			34.25	34.35	34.95	34.29	34.43	34.48	34.14	33.25
17	2	7	HO Tinky	30 APR 2002	HKG	0.71	9:02.08	34.48		
			50m 31.52	100m 1:05.52	150m 1:39.08	200m 2:13.09	250m 2:46.90	300m 3:21.32	350m 3:55.11	400m 4:29.59
				34.00	33.56	34.01	33.81	34.42	33.79	34.48
			450m 5:03.65	500m 5:38.42	550m 6:12.35	600m 6:46.94	650m 7:20.66	700m 7:55.06	750m 8:28.72	
			34.06	34.77	33.93	34.59	33.72	34.40	33.66	33.36
18	2	8	FRAZAO Alexandra	27 APR 2002	POR	0.73	9:05.25	37.65		
			50m 31.95	100m 1:06.05	150m 1:39.45	200m 2:13.70	250m 2:47.18	300m 3:21.47	350m 3:55.18	400m 4:29.97
				34.10	33.40	34.25	33.48	34.29	33.71	34.79
			450m 5:03.85	500m 5:38.27	550m 6:12.55	600m 6:47.60	650m 7:21.93	700m 7:57.44	750m 8:31.29	
			33.88	34.42	34.28	35.05	34.33	35.51	33.85	33.96
19	1	3	ATEF Sandy	9 MAY 2000	EGY	0.78	9:16.73	49.13		
			50m 30.79	100m 1:04.84	150m 1:39.51	200m 2:13.88	250m 2:48.79	300m 3:23.21	350m 3:58.57	400m 4:33.55
				34.05	34.67	34.37	34.91	34.42	35.36	34.98
			450m 5:08.85	500m 5:44.04	550m 6:19.82	600m 6:55.55	650m 7:31.19	700m 8:06.56	750m 8:43.11	
			35.30	35.19	35.78	35.73	35.64	35.37	36.55	33.62
20	1	6	KADOGLU Vasiliki	10 APR 2003	BUL	0.73	9:18.92	51.32		
			50m 30.51	100m 1:04.08	150m 1:38.31	200m 2:13.08	250m 2:47.87	300m 3:22.98	350m 3:58.39	400m 4:33.81
				33.57	34.23	34.77	34.79	35.11	35.41	35.42
			450m 5:09.26	500m 5:45.13	550m 6:21.06	600m 6:56.77	650m 7:32.69	700m 8:08.72	750m 8:44.48	
			35.45	35.87	35.93	35.71	35.92	36.03	35.76	34.44
21	1	2	RAMIREZ Jennifer	25 MAR 2002	HON	0.79	9:28.18	1:00.58		
			50m 32.57	100m 1:06.72	150m 1:41.98	200m 2:17.45	250m 2:52.91	300m 3:28.54	350m 4:04.69	400m 4:40.18
				34.15	35.26	35.47	35.46	35.63	36.15	35.49
			450m 5:16.21	500m 5:52.48	550m 6:29.20	600m 7:05.94	650m 7:42.34	700m 8:18.41	750m 8:54.43	
			36.03	36.27	36.72	36.74	36.40	36.07	36.02	33.75

Legend:
R.T. Reaction Time



Results Summary


Event Number 15

Rank	Heat	Lane	Name	Date of Birth	NOC Code	R.T.	Time	Time Behind
1	2	3	KOEHLER Angelina	12 NOV 2000	GER	0.76	26.65	Q
1	2	4	SHKURDAI Anastasiya	3 JAN 2003	BLR	0.68	26.65	Q
3	1	5	JUNEVIK Sara	14 FEB 2000	SWE	0.72	26.75	0.10 Q
4	1	4	LIN Xintong	4 JUL 2000	CHN	0.75	26.83	0.18 Q
5	1	3	DELGADO Anicka	13 JUN 2002	ECU	0.64	26.92	0.27 Q
6	1	1	POTOCKA Tamara	15 AUG 2002	SVK	0.70	26.95	0.30 Q
7	1	6	EGOROVA Polina	25 FEB 2000	RUS	0.70	26.98	0.33 Q
8	2	5	YAMAMOTO Mayuka	14 FEB 2000	JPN	0.63	27.12	0.47 Q
9	1	2	LEMA Julieta	3 JAN 2000	ARG	0.67	27.16	0.51
10	2	1	CHEN Yu-Rong	5 JAN 2000	TPE	0.63	27.17	0.52
11	2	2	LEIBEL Kyla	9 OCT 2001	CAN	0.73	27.30	0.65
12	2	6	GUEVARA HERNANDEZ	7 JUL 2000	MEX	0.62	27.70	1.05
13	1	7	NAZAROVA Diana	2 JUN 2000	KAZ	0.77	27.71	1.06
14	2	8	OZKAN Aleyna	1 FEB 2002	TUR	0.69	27.77	1.12
15	1	8	RYAN Michaela	11 MAR 2002	AUS	0.76	28.06	1.41
16	2	7	PADRON SALAZAR MB	5 APR 2003	CRC	0.75	28.18	1.53

Legend:

Q Qualified for next phase

R.T. Reaction Time



Results Summary

Event Number 18

Rank	Heat	Lane	Name	Date of Birth	NOC Code	R.T.	Time	Time Behind
1	1	4	MARKOV Daniil	21 APR 2000	RUS	0.69	22.30	Q
2	2	4	SAMEH Abdelrahman	9 MAR 2000	EGY	0.65	22.48	0.18 Q
3	2	3	CECCON Thomas	27 JAN 2001	ITA	0.67	22.57	0.27 Q
4	2	1	BARSEGHYAN Artur	29 MAR 2002	ARM	0.65	22.69	0.39 Q
5	1	3	CALVELO de SOUZA A	11 AUG 2000	BRA	0.64	22.71	0.41 Q
5	2	5	SEELIGER Bjoern	11 JAN 2000	SWE	0.70	22.71	0.41 Q
7	1	2	RATIU George Adrian	23 APR 2000	ROU	0.66	22.85	0.55 Q
8	1	5	HANSON Robin	2 APR 2001	SWE	0.62	22.93	0.63 ?
8	2	2	LEE Yooyeon	4 SEP 2000	KOR	0.66	22.93	0.63 ?
10	2	6	PICKETT Michael	17 AUG 2002	NZL	0.62	22.98	0.68
11	1	1	MARTINS COSTA PEI.	5 SEP 2000	BRA	0.60	23.02	0.72
12	1	7	BRINKWORTH Ashton	14 MAR 2000	AUS	0.66	23.12	0.82
13	2	7	SIMONS Kenzo	13 APR 2001	NED	0.65	23.18	0.88
14	1	6	NORTJE Gabriel Pieter	29 JUN 2001	RSA	0.76	23.22	0.92
15	1	8	CRUZ ZUNIGA GR	20 MAY 2000	MEX	0.66	23.30	1.00
16	2	8	LIENDO Joshua	20 AUG 2002	CAN	0.68	23.38	1.08

Legend:

? Involved in swim-off

Q Qualified for next phase**R.T.** Reaction Time



Results Summary

Event Number 19

Rank	Heat	Lane	Name	Date of Birth	NOC Code	R.T.	50m	100m	150m	Time	Time Behind
1	1	7	SALCUTAN Tatiana	16 APR 2001	MDA	0.68	31.02	1:04.63 33.61	1:37.88 33.25	2:10.13 32.25	
2	1	5	BROAD Madison	5 SEP 2000	CAN	0.74	30.13	1:03.74 33.61	1:37.74 34.00	2:10.32 32.58	0.19
3	1	2	McKEOWN Kaylee	12 JUL 2001	AUS	0.57	31.39	1:04.42 33.03	1:38.61 34.19	2:10.67 32.06	0.54
4	1	4	WHITE Rhyan	25 JAN 2000	USA	0.60	30.87	1:04.03 33.16	1:38.00 33.97	2:10.95 32.95	0.82
5	1	3	PENG Xuwei	15 JAN 2003	CHN	0.61	31.09	1:04.35 33.26	1:38.64 34.29	2:11.77 33.13	1.64
6	1	1	ILYES Laura	19 DEC 2001	HUN	0.55	31.85	1:05.26 33.41	1:39.76 34.50	2:13.05 33.29	2.92
7	1	6	GARCIA KIRICHENKO	16 MAR 2001	ESP	0.62	31.35	1:04.90 33.55	1:38.55 33.65	2:13.07 34.52	2.94
8	1	8	EGOROVA Polina	25 FEB 2000	RUS	0.70	30.93	1:05.13 34.20	1:40.12 34.99	2:15.90 35.78	5.77

Legend:

R.T. Reaction Time



Results Summary

Event Number 10

Rank	Heat	Lane	Name	Date of Birth	NOC Code	R.T.	50m	Time	Time Behind
1	1	4	MINAKOV Andrei	17 MAR 2002	RUS	0.65	24.22	51.12 26.90	
2	1	3	MILAK Kristof	20 FEB 2000	HUN	0.68	24.21	51.50 27.29	0.38
3	1	5	BURDISSO Federico	20 SEP 2001	ITA	0.71	24.63	52.42 27.79	1.30
4	1	6	ISHIKAWA Shinnosuke	8 DEC 2000	JPN	0.69	24.20	52.52 28.32	1.40
5	1	1	TROIANOVSKIY Ihor	9 AUG 2002	UKR	0.61	25.29	52.73 27.44	1.61
6	1	7	MAJERSKI Jakub	18 AUG 2000	POL	0.71	24.28	52.95 28.67	1.83
7	1	2	MARTIN Daniel Cristian	5 OCT 2000	ROU	0.69	24.68	53.00 28.32	1.88
8	1	8	PONTI Noe	1 JUN 2001	SUI	0.68	24.90	53.56 28.66	2.44

Legend:

R.T. Reaction Time



Results Summary

Event Number 17

Rank	Heat	Lane	Name	Date of Birth	NOC Code	R.T.	50m	Time	Time Behind
1	2	4	MAKAROVA Anastasia	8 JAN 2003	RUS	0.68	33.35	1:08.75 35.40	Q
2	1	3	TETEREVKOVA Kotryna	23 JAN 2002	LTU	0.74	32.82	1:08.80 35.98	0.05 Q
3	1	5	COYNE Niamh	22 JUN 2001	IRL	0.74	32.78	1:08.90 36.12	0.15 Q
4	2	3	PIROVANO Anna	8 OCT 2000	ITA	0.71	33.20	1:09.14 35.94	0.39 Q
5	2	6	BRUNZELL Hannah	22 MAR 2001	SWE	0.79	32.44	1:09.46 37.02	0.71 Q
6	2	5	ASABA Shiori	4 AUG 2000	JPN	0.72	33.14	1:09.50 36.36	0.75 Q
7	2	8	SELEIKAITE Agne	6 FEB 2000	LTU	0.66	32.37	1:09.55 37.18	0.80 Q
8	1	4	McSHARRY Mona	21 AUG 2000	IRL	0.69	32.40	1:09.74 37.34	0.99 Q
9	2	2	HALLMANN Weronika	20 JUL 2000	POL	0.72	33.32	1:10.06 36.74	1.31
10	2	7	GUTTMANN Elena	31 OCT 2001	AUT	0.67	32.31	1:10.43 38.12	1.68
11	1	6	HODGES Chelsea	27 JUN 2001	AUS	0.75	32.60	1:10.59 37.99	1.84
12	1	7	MANSSON Julia	4 SEP 2002	SWE	0.75	32.93	1:10.60 37.67	1.85
13	1	2	WISEMAN Avery	7 APR 2002	CAN	0.70	33.58	1:10.67 37.09	1.92
14	2	1	CELIK Tina	24 APR 2001	SLO	0.69	33.53	1:10.77 37.24	2.02
15	1	1	ZHENG Muyan	19 AUG 2002	CHN	0.65	33.79	1:10.78 36.99	2.03
16	1	8	BASSO BERT Clara	26 JAN 2001	FRA	0.72	32.46	1:12.71 40.25	3.96

Legend:	
Q Qualified for next phase	R.T. Reaction Time



Results Summary

Event Number 16

Rank	Heat	Lane	Name	Date of Birth	NOC Code	R.T.	Time	Time Behind
1	2	4	KOLESNIKOV Kliment	9 JUL 2000	RUS	0.65	24.56	Q
2	2	5	HVAS Tomoe	1 JUN 2000	NOR	0.59	25.12	0.56 Q
3	2	1	SIMONS Kenzo	13 APR 2001	NED	0.61	25.81	1.25 Q
4	1	5	CECCON Thomas	27 JAN 2001	ITA	0.68	25.98	1.42 Q
5	1	4	WANG Guanbin	2 MAY 2000	CHN	0.61	26.05	1.49 Q
6	1	1	ZOMBORI Gabor	8 OCT 2002	HUN	0.66	26.10	1.54 Q
7	1	3	BLACKBURN Lewis	8 FEB 2000	AUS	0.61	26.17	1.61 Q
8	1	2	CRUZ ZUNIGA GR	20 MAY 2000	MEX	0.59	26.20	1.64 Q
9	2	3	RINCON VELASCO Anthony	20 APR 2001	COL	0.54	26.33	1.77
10	2	2	PEIRIS Akalanka	11 JAN 2000	SRI	0.55	26.36	1.80
11	2	6	SOMERSET Sebastian	15 JAN 2001	CAN	0.57	26.45	1.89
12	2	7	CHUANG Mu-Lun	6 FEB 2001	TPE	0.65	26.59	2.03
13	1	7	ARDJOUNE Abdellah	21 FEB 2001	ALG	0.66	26.64	2.08
14	1	8	KIRBY Jack	24 JUL 2000	BAR	0.78	26.77	2.21
15	1	6	KALLSTROM Roni	18 MAY 2001	FIN	0.53	26.79	2.23
16	2	8	PAVLIDI Arijus	8 APR 2002	LTU	0.65	26.93	2.37

Legend:

Q Qualified for next phase

R.T. Reaction Time



Results Summary

Event Number 9

Rank	Heat	Lane	Name	Date of Birth	NOC Code	R.T.	50m	Time	Time Behind
1	1	4	SEEMANOVA Barbora	1 APR 2000	CZE	0.68	26.19	54.19 28.00	
2	1	5	YANG Junxuan	26 JAN 2002	CHN	0.67	26.47	54.43 27.96	0.24
3	1	3	KLANCAR Neza	19 FEB 2000	SLO	0.77	26.61	54.55 27.94	0.36
4	1	6	IKEMOTO Nagisa	25 AUG 2002	JPN	0.68	26.54	55.37 28.83	1.18
5	1	7	WEBB Abbey	21 JAN 2001	AUS	0.76	27.08	55.61 28.53	1.42
6	1	2	KLEVANOVICH Elizaveta	22 MAR 2001	RUS	0.76	27.45	55.68 28.23	1.49
7	1	8	GORBENKO Anastasia	7 AUG 2003	ISR	0.77	26.94	55.88 28.94	1.69
8	1	1	LEIBEL Kyla	9 OCT 2001	CAN	0.70	27.58	56.16 28.58	1.97

Legend:

R.T. Reaction Time



Results Summary

Event Number 20

Rank	Heat	Lane	NOC / Name	R.T.	50m	100m	Time	Time Behind
1	1	2	Russian Federation				3:18.11	
			KOLESNIKOV Kliment	0.68	23.39	48.04	48.04	
			MARKOV Daniil	0.39	23.34	49.58	1:37.62	
			GERASIMENKO Vladislav	0.20	24.37	51.56	2:29.18	
			MINAKOV Andrei	0.36	23.93	48.93	3:18.11	
2	1	6	Brazil				3:20.99	2.88
			SETIN SARTORI Murilo	0.71	24.48	50.55	50.55	
			MARTINS COSTA PEIXOTO Lucas	0.27	23.55	49.70	1:40.25	
			CALVELO de SOUZA Andre Luiz	0.27	23.18	48.87	2:29.12	
			PINHEIRO de SOUZA Vitor	0.34	24.57	51.87	3:20.99	
3	1	8	Italy				3:22.01	3.90
			BURDISSO Federico	0.68	23.79	50.06	50.06	
			CECCON Thomas	0.33	23.27	49.33	1:39.39	
			DE TULLIO Marco	0.21	23.94	50.84	2:30.23	
			CALLONI Johannes	0.38	24.56	51.78	3:22.01	
4	1	4	P. R. of China				3:24.03	5.92
			WANG Guanbin	0.62	25.16	51.40	51.40	
			SHEN Jiahao	0.24	24.38	50.52	1:41.92	
			SUN Jiajun	0.47	24.62	51.71	2:33.63	
			HONG Jinquan	0.33	24.02	50.40	3:24.03	
5	1	7	Australia				3:24.69	6.58
			BRINKWORTH Ashton	0.69	24.27	50.79	50.79	
			BLACKBURN Lewis	0.33	24.92	51.69	1:42.48	
			JACKSON Joseph	0.22	24.03	50.89	2:33.37	
			SWINBURN Stuart	0.31	24.47	51.32	3:24.69	
6	1	5	Japan				3:26.80	8.69
			YOSHIDA Keisuke	0.70	25.24	52.14	52.14	
			TANIGUCHI Taku	0.15	24.19	51.15	1:43.29	
			ISHIKAWA Shinnosuke	0.17	25.01	52.22	2:35.51	
			HANAGURUMA Yu	0.18	24.19	51.29	3:26.80	
7	1	3	United States of America				3:30.35	12.24
			BARAO Will	0.75	25.81	53.14	53.14	
			DANG Ethan	0.18	24.57	52.80	1:45.94	
			JOHNSON Jake	0.45	25.11	52.56	2:38.50	
			HARDER Ethan	0.29	24.79	51.85	3:30.35	
8	1	1	South Africa				3:31.19	13.08
			du PREEZ Ethan Mauritz	0.78	26.00	53.58	53.58	
			DUVENHAGE Hendrik Petrus	0.18	24.69	52.80	1:46.38	
			NORTJE Gabriel Pieter	0.36	24.11	51.02	2:37.40	
			HOULIE Michael James	0.38	25.38	53.79	3:31.19	

Legend:
R.T. Reaction Time



Results

Event Number 18

Rank	Lane	Name	NOC Code	R.T.	Time	Time Behind
1	4	HANSON Robin	SWE	0.64	22.76	
2	5	LEE Yooyeon	KOR	0.64	22.87	0.11

Legend:

R.T. Reaction Time



Results Summary

Event Number 21

Rank	Heat	Lane	Name	Date of Birth	NOC Code	R.T.	Time	Time Behind
1	7	4	MINAKOV Andrei	17 MAR 2002	RUS	0.65	23.50	Q
2	7	5	MILAK Kristof	20 FEB 2000	HUN	0.72	23.99	0.49 Q
3	6	5	MARKOV Daniil	21 APR 2000	RUS	0.64	24.00	0.50 Q
4	6	3	SHEN Jiahao	17 MAY 2001	CHN	0.60	24.15	0.65 Q
5	6	2	CECCON Thomas	27 JAN 2001	ITA	0.69	24.20	0.70 Q
5	6	4	HVAS Tomoe	1 JUN 2000	NOR	0.68	24.20	0.70 Q
7	7	3	PONTI Noe	1 JUN 2001	SUI	0.73	24.21	0.71 Q
8	5	5	ARMBRUSTER Luca Nik	5 NOV 2001	GER	0.67	24.30	0.80 Q
9	5	3	BURDISO Federico	20 SEP 2001	ITA	0.69	24.39	0.89 Q
10	3	2	BARSEGHYAN Artur	29 MAR 2002	ARM	0.65	24.42	0.92 Q
11	5	2	JACKSON Abeku	12 APR 2000	GHA	0.66	24.44	0.94 Q
12	5	4	SAMEH Abdelrahman	9 MAR 2000	EGY	0.65	24.45	0.95 Q
13	5	1	TROIANOVSKYI Ihor	9 AUG 2002	UKR	0.62	24.53	1.03 Q
13	7	2	COMTE Serguei	11 FEB 2000	FRA	0.65	24.53	1.03 Q
15	4	1	HANSON Robin	2 APR 2001	SWE	0.64	24.63	1.13 Q
16	6	6	ISHIKAWA Shinnosuke	8 DEC 2000	JPN	0.63	24.64	1.14 Q
17	3	6	LIM Nicholas	1 APR 2001	HKG	0.66	24.74	1.24
18	4	5	RATIU George Adrian	23 APR 2000	ROU	0.69	24.75	1.25
19	4	6	MAJERSKI Jakub	18 AUG 2000	POL	0.70	24.79	1.29
20	7	1	KESIL Denys	26 OCT 2000	UKR	0.67	24.97	1.47
20	7	7	SHAMSHURIN Ivan	28 JUN 2001	BLR	0.69	24.97	1.47
22	5	6	KORDEZ Gal	8 NOV 2000	SLO	0.64	24.99	1.49
23	7	6	DELICES Jean-Marc	19 MAR 2000	FRA	0.67	25.04	1.54
24	4	2	INGENRIETH Maurice	11 MAY 2000	GER	0.72	25.08	1.58
25	2	7	PEIRIS Akalanka	11 JAN 2000	SRI	0.65	25.18	1.68
26	3	4	COHEN GROUMI Gal	22 APR 2002	ISR	0.71	25.20	1.70
26	4	4	YORKE Kael	22 APR 2000	TTO	0.66	25.20	1.70
28	7	8	CRUZ ZUNIGA GR	20 MAY 2000	MEX	0.67	25.24	1.74
29	4	3	BUARISSH Yousif Habib	25 NOV 2000	KSA	0.66	25.27	1.77
30	5	7	TODOROV Tihomir	12 JUL 2000	BUL	0.65	25.33	1.83
31	6	7	KARACIC Dominik	9 JAN 2000	CRO	0.68	25.35	1.85
32	6	1	TAHIROVIC Fatih	29 MAY 2001	BIH	0.68	25.36	1.86
33	3	3	SCHNAPP Benjamin	11 MAY 2001	CHI	0.76	25.42	1.92
34	3	5	DUVENHAGE Hendrik Petrus	10 JUL 2001	RSA	0.63	25.54	2.04
35	6	8	JOHNSON Jake	29 FEB 2000	USA	0.64	25.63	2.13
36	4	8	AHTIAINEN Alex	27 JAN 2001	EST	0.64	25.66	2.16
37	5	8	ONG Jung Yi	15 MAR 2001	SGP	0.69	25.67	2.17
38	2	2	ODLUM-SMITH Jayhan Jamaud	11 JAN 2002	LCA	0.73	25.74	2.24
39	3	7	SHATSKOV Kirill	18 SEP 2000	KAZ	0.71	25.86	2.36
40	2	4	JACKSON Joseph	12 JAN 2000	AUS	0.74	25.89	2.39
41	3	1	MARTIN Lleyton	20 FEB 2002	ANT	0.67	25.93	2.43
42	2	3	SPITERI Rudi	16 APR 2002	MLT	0.67	26.13	2.63
43	2	5	LOW Low Zheng Yong	8 NOV 2002	MAS	0.70	26.24	2.74
44	2	6	TOUW NGIE TJOUW Yael	5 JAN 2001	SUR	0.68	26.27	2.77
45	3	8	DUSA Matej	10 JUL 2000	SVK	0.63	26.35	2.85
45	4	7	POWELL Robbie	28 JAN 2000	IRL	0.68	26.35	2.85
47	1	5	TOURE Ousmane	11 NOV 2002	MLI	0.67	28.32	4.82
48	1	3	QUMSIEH Andrew	27 FEB 2003	PLE	0.67	29.53	6.03
49	1	4	MOANI Ismat	23 MAY 2003	SUD	0.74	30.24	6.74
50	2	1	POEUVPICHRHA Bunna	11 OCT 2002	CAM	0.66	30.93	7.43

Legend:

Q Qualified for next phase

R.T. Reaction Time



Results Summary

Event Number 22

Rank	Heat	Lane	Name	Date of Birth	NOC Code	R.T.	Time	Time Behind
1	4	4	McKEOWN Kaylee	12 JUL 2001	AUS	0.59	28.17	Q
2	4	2	WHITE Rhyan	25 JAN 2000	USA	0.65	28.46	0.29 Q
2	5	4	VASKINA Daria	30 JUL 2002	RUS	0.69	28.46	0.29 Q
4	5	3	FRIAS MOLINA Tamara	2 NOV 2000	ESP	0.64	28.89	0.72 Q
5	4	3	BROAD Madison	5 SEP 2000	CAN		28.95	0.78 Q
6	4	5	TOUILI Lila	19 FEB 2000	FRA	0.60	29.07	0.90 Q
7	3	2	BAIKOVA Arina	21 SEP 2000	LAT	0.60	29.25	1.08 Q
8	3	4	PENG Xuwei	15 JAN 2003	CHN	0.59	29.32	1.15 Q
9	3	5	de GOEIJ Fernanda	11 NOV 2000	BRA	0.59	29.33	1.16 Q
10	5	5	SHKURDAI Anastasiya	3 JAN 2003	BLR	0.61	29.35	1.18 Q
11	2	5	KAN Natalie	30 APR 2002	HKG	0.54	29.39	1.22 Q
11	3	3	ILYES Laura	19 DEC 2001	HUN	0.54	29.39	1.22 Q
13	4	6	SEMIZHON Alena	26 APR 2003	BLR	0.61	29.43	1.26 Q
14	4	1	SANRORES de la FU.	2 FEB 2000	MEX	0.66	29.51	1.34 Q
15	4	7	NAZAROVA Diana	2 JUN 2000	KAZ	0.70	29.72	1.55 Q
16	3	6	LOEYNING IV	13 SEP 2000	NOR	0.62	29.73	1.56 Q
17	5	2	RYPESTOEL Malene	5 MAR 2001	NOR	0.71	29.77	1.60
18	2	6	de CARVALHO PESSA.	23 JAN 2000	BRA	0.58	29.83	1.66
19	3	1	ANTONIOU Kalia	6 APR 2000	CYP	0.64	29.91	1.74
20	5	7	CHEN Szu-Chi	20 JUN 2002	TPE	0.62	30.02	1.85
21	2	2	STEMBEROVA Kristyna	10 SEP 2000	CZE	0.66	30.04	1.87
22	2	4	MARKVARDT Margaret	1 APR 2000	EST	0.71	30.14	1.97
23	5	6	VENTER Mariella Greta	10 JAN 2000	RSA	0.64	30.15	1.98
24	3	7	SALCUTAN Tatiana	16 APR 2001	MDA	0.65	30.21	2.04
25	5	1	HEINOLA Nea-Amanda	16 OCT 2000	FIN	0.74	30.27	2.10
26	3	8	GALLOWAY Gina	17 MAR 2001	NZL	0.72	30.31	2.14
27	4	8	SULENTA Lucija	18 APR 2001	CRO	0.75	30.50	2.33
28	2	3	MOORE Madelyn	17 MAY 2000	BER	0.60	30.59	2.42
29	2	7	JUNEVIK Sara	14 FEB 2000	SWE	0.67	30.64	2.47
30	2	1	PHIRI Mia Ann	5 MAY 2003	ZAM	0.58	30.89	2.72
31	5	8	JURCZYK Karolina	25 NOV 2001	POL	0.65	31.00	2.83
32	1	7	CERMELLI Carolina	31 JAN 2001	PAN	0.61	31.18	3.01
33	2	8	PALESTRINI Aaliyah	10 JAN 2003	SEY	0.56	32.11	3.94
34	1	1	YOUNG Robyn	19 DEC 2000	SWZ	0.60	32.34	4.17
35	1	4	CHAI Ashley Xin Rou	10 NOV 2001	BRU	0.53	33.19	5.02
36	1	5	AKIWO Roylin	26 JUN 2000	PLW	0.61	34.84	6.67
37	1	3	CHANG'ANAMUNO Tayamika	1 JUL 2000	MAW	0.69	37.61	9.44
38	1	2	RADJI Nafissath Abeke	2 AUG 2002	BEN	1.14	37.89	9.72
39	1	6	HEPLER Kayla	22 MAR 2002	MHL	0.95	37.98	9.81

Legend:

Q Qualified for next phase

R.T. Reaction Time



Results Summary

Event Number 23

Rank	Heat	Lane	Name	Date of Birth	NOC Code	R.T.	50m	100m	150m	Time	Time Behind
1	4	4	HANAGURUMA Yu	28 JAN 2000	JPN	0.68	31.48	1:05.62 34.14	1:39.82 34.20	2:13.58 33.76	Q
2	4	3	THOMOGLOU Savvas	9 NOV 2001	GRE	0.73	31.49	1:05.89 34.40	1:40.80 34.91	2:14.94 34.14	1.36 Q
3	4	6	PHAM Thanh Bao	17 MAR 2001	VIE	0.74	31.08	1:05.95 34.87	1:40.08 34.13	2:15.29 35.21	1.71 Q
4	3	5	CORBEAU Caspar	3 APR 2001	NED	0.70	30.33	1:05.19 34.86	1:39.98 34.79	2:15.38 35.40	1.80 Q
5	4	5	KALUSOWSKI Jan	12 MAR 2000	POL	0.66	30.83	1:05.67 34.84	1:40.99 35.32	2:15.51 34.52	1.93 Q
6	4	7	ANG Maximillian Wei	19 MAR 2001	SGP	0.66	30.39	1:04.93 34.54	1:39.48 34.55	2:16.09 36.61	2.51 Q
7	2	3	MOZE Matija	17 JAN 2000	SLO	0.71	31.38	1:06.53 35.15	1:41.76 35.23	2:16.28 34.52	2.70 Q
8	2	5	TANIGUCHI Taku	26 SEP 2001	JPN	0.67	30.82	1:05.77 34.95	1:41.82 36.05	2:16.67 34.85	3.09 Q
9	2	4	PETRASHOV Denis	1 FEB 2000	KGZ	0.78	30.97	1:06.03 35.06	1:41.62 35.59	2:16.70 35.08	3.12
10	3	4	SUN Jiajun	1 AUG 2000	CHN	0.68	30.23	1:05.04 34.81	1:41.21 36.17	2:16.77 35.56	3.19
11	3	3	DANG Ethan	13 FEB 2002	USA	0.72	31.74	1:06.51 34.77	1:42.55 36.04	2:18.69 36.14	5.11
12	1	3	PINHEIRO de SOUZA Vitor	1 DEC 2001	BRA	0.64	30.99	1:05.54 34.55	1:41.83 36.29	2:18.83 37.00	5.25
13	3	6	MOK Marcus	22 JAN 2001	HKG	0.74	31.10	1:06.47 35.37	1:42.28 35.81	2:19.18 36.90	5.60
14	3	2	GRINDHEIM AK	7 APR 2000	NOR	0.70	31.38	1:05.91 34.53	1:43.03 37.12	2:19.61 36.58	6.03
15	2	1	SILINS Janis Vitauts	19 JUN 2000	LAT	0.73	32.18	1:07.29 35.11	1:43.33 36.04	2:19.64 36.31	6.06
16	2	6	AL-WIR Amro Basil Issa	23 JAN 2001	JOR	0.71	31.54	1:07.63 36.09	1:44.00 36.37	2:20.65 36.65	7.07
17	3	7	DEMIR Demirkan	15 JUN 2001	TUR	0.65	31.11	1:06.63 35.52	1:43.16 36.53	2:21.01 37.85	7.43
18	4	1	KNOX Finlay	8 JAN 2001	CAN	0.72	32.28	1:08.12 35.84	1:45.17 37.05	2:21.46 36.29	7.88
19	2	7	ARROYO Jarod	2 JAN 2001	PUR	0.71	31.46	1:07.19 35.73	1:43.20 36.01	2:21.49 38.29	7.91
20	1	4	DAVIS Liam Raymond	4 APR 2000	ZIM	0.64	32.07	1:07.98 35.91	1:44.44 36.46	2:21.59 37.15	8.01
21	4	2	BOHM Sebestyen	23 FEB 2001	HUN	0.67	32.33	1:07.67 35.34	1:45.04 37.37	2:21.75 36.71	8.17
22	2	2	PUENTE BUSTAMANTE	6 MAR 2001	MEX	0.71	31.69	1:07.12 35.43	1:43.74 36.62	2:21.76 38.02	8.18
23	3	1	BASTIAN Izaak	3 JAN 2001	BAH	0.68	31.63	1:06.74 35.11	1:44.81 38.07	2:22.37 37.56	8.79
24	3	8	BALAMANE Moncef Aymen	9 APR 2001	ALG	0.69	31.66	1:07.45 35.79	1:44.39 36.94	2:22.61 38.22	9.03
25	1	5	SOLIS ROSALES David	22 JAN 2001	CRC	0.77	32.12	1:08.46 36.34	1:46.26 37.80	2:24.37 38.11	10.79
26	4	8	HOULIE Michael James	27 JUN 2000	RSA	0.69	29.02	1:04.65 35.63	1:44.16 39.51	2:26.21 42.05	12.63

Legend:

Q Qualified for next phase

R.T. Reaction Time



Results Summary

Event Number 24

Rank	Heat	Lane	Name	Date of Birth	NOC Code	R.T.	50m	100m	150m	Time	Time Behind
1	4	4	KESELY Ajna	10 SEP 2001	HUN	0.73	28.68	58.65 29.97	1:29.21 30.56	1:59.52 30.31	Q
2	4	3	MROZINSKI Julia Maria	16 FEB 2000	GER	0.70	28.08	58.39 30.31	1:29.52 31.13	2:00.00 30.48	0.48 Q
3	5	4	YANG Junxuan	26 JAN 2002	CHN	0.69	28.51	59.43 30.92	1:30.57 31.14	2:00.43 29.86	0.91 Q
4	5	5	SEEMANOVA Barbora	1 APR 2000	CZE	0.70	28.50	59.53 31.03	1:30.57 31.04	2:00.44 29.87	0.92 Q
5	3	5	TREVISAN RAURICH Rafaela	31 OCT 2000	BRA	0.71	28.41	58.86 30.45	1:29.55 30.69	2:00.73 31.18	1.21 Q
6	4	5	IKEMOTO Nagisa	25 AUG 2002	JPN	0.66	28.44	59.60 31.16	1:30.57 30.97	2:01.18 30.61	1.66 Q
7	5	7	KAHLER Marlene	15 MAY 2001	AUT	0.76	28.24	59.16 30.92	1:29.97 30.81	2:01.43 31.46	1.91 Q
8	5	2	OLIVA NJM	20 DEC 2001	PHI	0.66	28.98	59.23 30.25	1:30.86 31.63	2:02.08 31.22	2.56 Q
9	5	1	FAIRWEATHER Erika	31 DEC 2003	NZL	0.69	29.32	59.72 30.40	1:31.70 31.98	2:02.32 30.62	2.80
10	5	6	WEBB Abbey	21 JAN 2001	AUS	0.79	29.09	1:00.91 31.82	1:32.27 31.36	2:02.48 30.21	2.96
11	3	2	JORUNNARDOTTIR Snaefridur	31 OCT 2000	ISL	0.72	29.83	1:00.52 30.69	1:32.04 31.52	2:02.51 30.47	2.99
12	3	6	LEIBEL Kyla	9 OCT 2001	CAN	0.81	28.46	59.27 30.81	1:30.33 31.06	2:02.69 32.36	3.17
13	4	1	CHUE Christie May	3 JUL 2000	SGP	0.66	28.45	59.06 30.61	1:31.22 32.16	2:02.72 31.50	3.20
14	4	7	COETZEE Dune	14 MAY 2002	RSA	0.68	28.35	59.82 31.47	1:31.04 31.22	2:02.83 31.79	3.31
15	4	6	BAROCSAI Petra	7 NOV 2001	HUN	0.71	28.81	1:00.44 31.63	1:31.72 31.28	2:02.87 31.15	3.35
16	5	3	KNOP Aleksandra	9 SEP 2003	POL	0.63	29.48	1:00.74 31.26	1:32.26 31.52	2:03.25 30.99	3.73
17	2	4	MALUKA Ieva	9 APR 2003	LAT	0.68	29.15	1:00.32 31.17	1:32.42 32.10	2:03.72 31.30	4.20
18	3	3	HO Tinky	30 APR 2002	HKG	0.70	29.19	1:00.12 30.93	1:32.50 32.38	2:03.81 31.31	4.29
19	3	1	SIMS Kaitlynn	27 NOV 2000	USA	0.86	30.15	1:00.72 30.57	1:33.08 32.36	2:04.23 31.15	4.71
20	4	2	GOLD Aleksa	3 JAN 2000	EST	0.76	29.15	1:00.51 31.36	1:32.79 32.28	2:04.27 31.48	4.75
21	3	7	RIEDER Celine	18 JAN 2001	GER	0.71	29.05	1:00.62 31.57	1:32.42 31.80	2:04.48 32.06	4.96
22	2	1	BELLO Samantha	27 APR 2003	PER	0.77	29.81	1:00.78 30.97	1:33.12 32.34	2:04.95 31.83	5.43
22	3	4	RYAN Michaela	11 MAR 2002	AUS	0.78	29.02	1:00.18 31.16	1:32.60 32.42	2:04.95 32.35	5.43
24	2	3	GALISTEO ZAPATERO Andrea	21 APR 2001	ESP	0.77	30.64	1:02.05 31.41	1:34.02 31.97	2:05.06 31.04	5.54
25	2	5	BEAVON Kate Jean	17 APR 2000	RSA	0.75	29.07	1:00.42 31.35	1:32.79 32.37	2:05.88 33.09	6.36
26	4	8	KLEVANOVICH Elizaveta	22 MAR 2001	RUS	0.75	29.44	1:01.85 32.41	1:33.44 31.59	2:06.08 32.64	6.56
27	2	6	HEINOLA Nea-Amanda	16 OCT 2000	FIN	0.79	28.84	1:01.21 32.37	1:33.92 32.71	2:06.78 32.86	7.26
27	3	8	VIEIRA Ana Carolina	24 OCT 2001	BRA	0.66	29.15	1:00.99 31.84	1:33.22 32.23	2:06.78 33.56	7.26
29	1	4	MARIN Ines	19 APR 2001	CHI	0.64	30.44	1:03.63 33.19	1:35.65 32.02	2:07.53 31.88	8.01



Results Summary

Event Number 24

Rank	Heat	Lane	Name	Date of Birth	NOC Code	R.T.	50m	100m	150m	Time	Time Behind
30	2	2	ALKARAMOVA Fatima	26 JUN 2002	AZE	0.76	30.30	1:02.18 31.88	1:36.03 33.85	2:08.99 32.96	9.47
31	2	8	FRAZAO Alexandra	27 APR 2002	POR	0.71	30.06	1:02.66 32.60	1:35.30 32.64	2:09.22 33.92	9.70
32	1	5	CHEBARAKA Majda	17 APR 2000	ALG	0.78	30.77	1:03.95 33.18	1:36.91 32.96	2:10.39 33.48	10.87
33	1	3	TUMIOTTO Sonia Franco	14 JUL 2001	TAN	0.68	30.82	1:04.08 33.26	1:38.22 34.14	2:12.05 33.83	12.53
34	1	6	KUIPERS Natalia	13 JUN 2002	ISV	0.76	30.83	1:05.00 34.17	1:39.52 34.52	2:15.17 35.65	15.65
	2	7	DELGADO Anicka	13 JUN 2002	ECU					DNS	
	5	8	RICHTER Leoni	19 SEP 2000	SUI					DNS	

Legend:

Q Qualified for next phase **R.T.** Reaction Time



Results Summary

Event Number 25

Rank	Heat	Lane	NOC / Name	R.T.	50m	100m	Time	Time Behind
1	2	7	Russian Federation				3:43.50	Q
			KOLESNIKOV Kliment	0.66	26.00	53.62	53.62	
			GERASIMENKO Vladislav	0.28	28.78	1:02.27	1:55.89	
			MINAKOV Andrei	0.42	25.59	55.58	2:51.47	
			MARKOV Daniil	0.32	24.37	52.03	3:43.50	
2	1	3	Poland				3:45.31	1.81 Q
			KRASKA Jakub	0.75	28.32	56.62	56.62	
			KALUSOWSKI Jan	0.50	29.94	1:03.71	2:00.33	
			MAJERSKI Jakub	0.25	24.61	52.64	2:52.97	
			KOZIEJKO Bartlomiej	0.43	25.44	52.34	3:45.31	
3	1	6	Japan				3:45.34	1.84 Q
			YOSHIDA Keisuke	0.63	28.82	59.16	59.16	
			HANAGURUMA Yu	0.30	29.18	1:01.66	2:00.82	
			ISHIKAWA Shinnosuke	0.04	24.10	52.41	2:53.23	
			TANIGUCHI Taku	0.36	24.80	52.11	3:45.34	
4	1	2	Hungary				3:45.41	1.91 Q
			ZOMBORI Gabor	0.62	27.74	56.76	56.76	
			BOHM Sebestyen	0.22	30.37	1:03.56	2:00.32	
			MILAK Kristof	0.20	24.19	52.58	2:52.90	
			KALMAR Akos	0.17	25.51	52.51	3:45.41	
5	2	4	P. R. of China				3:45.74	2.24 Q
			WANG Guanbin	0.58	27.53	56.93	56.93	
			SUN Jiajun	0.37	29.00	1:02.65	1:59.58	
			SHEN Jiahao	0.46	24.87	53.34	2:52.92	
			HONG Jinquan	0.31	24.97	52.82	3:45.74	
6	1	4	Canada				3:46.23	2.73 Q
			SOMERSET Sebastian	0.55	27.83	57.24	57.24	
			MILANOVICH Alexander	0.47	29.35	1:03.51	2:00.75	
			LIENDO Joshua	0.03	24.69	53.58	2:54.33	
			KNOX Finlay	0.25	25.08	51.90	3:46.23	
7	1	5	Italy				3:47.31	3.81 Q
			CALLONI Johannes	0.67	27.85	57.13	57.13	
			CECCON Thomas	0.25	30.18	1:05.77	2:02.90	
			BURDISSO Federico	0.09	24.18	52.58	2:55.48	
			DE TULLIO Marco	0.30	25.51	51.83	3:47.31	
8	2	5	South Africa				3:47.78	4.28 Q
			DUVENHAGE Hendrik Petrus	0.64	27.68	58.80	58.80	
			HOULIE Michael James	0.37	27.93	1:00.78	1:59.58	
			du PREEZ Ethan Mauritz	0.41	26.51	56.97	2:56.55	
			NORTJE Gabriel Pieter	0.40	23.81	51.23	3:47.78	
9	2	6	United States of America				3:47.91	4.41
			HARDER Ethan	0.59	27.62	57.01	57.01	
			DANG Ethan	0.40	29.46	1:03.47	2:00.48	
			JOHNSON Jake	0.60	25.46	54.97	2:55.45	
			BARAO Will	0.23	25.13	52.46	3:47.91	
	2	2	Australia				DNS	
	2	3	Brazil				DNS	



Results Summary

Event Number 18

Rank	Heat	Lane	Name	Date of Birth	NOC Code	R.T.	Time	Time Behind
1	1	3	CECCON Thomas	27 JAN 2001	ITA	0.68	22.33	
2	1	4	MARKOV Daniil	21 APR 2000	RUS	0.64	22.37	0.04
3	1	5	SAMEH Abdelrahman	9 MAR 2000	EGY	0.72	22.43	0.10
4	1	2	CALVELO de SOUZA A	11 AUG 2000	BRA	0.62	22.57	0.24
5	1	7	SEELIGER Bjoern	11 JAN 2000	SWE	0.72	22.77	0.44
6	1	1	RATIU George Adrian	23 APR 2000	ROU	0.66	22.79	0.46
7	1	8	HANSON Robin	2 APR 2001	SWE	0.63	22.96	0.63
8	1	6	BARSEGHYAN Artur	29 MAR 2002	ARM	0.65	23.13	0.80

Legend:

R.T. Reaction Time



Results Summary

Event Number 22

Rank	Heat	Lane	Name	Date of Birth	NOC Code	R.T.	Time	Time Behind
1	2	4	McKEOWN Kaylee	12 JUL 2001	AUS	0.58	28.14	Q
2	2	5	VASKINA Daria	30 JUL 2002	RUS	0.66	28.24	0.10 Q
3	1	4	WHITE Rhyan	25 JAN 2000	USA	0.59	28.62	0.48 Q
4	2	3	BROAD Madison	5 SEP 2000	CAN		28.78	0.64 Q
5	1	3	TOUILI Lila	19 FEB 2000	FRA	0.61	28.80	0.66 Q
6	1	1	NAZAROVA Diana	2 JUN 2000	KAZ	0.73	28.86	0.72 Q
7	2	2	de GOEIJ Fernanda	11 NOV 2000	BRA	0.57	28.91	0.77 Q
8	1	5	FRIAS MOLINA Tamara	2 NOV 2000	ESP	0.63	28.93	0.79 Q
9	1	2	KAN Natalie	30 APR 2002	HKG	0.55	29.09	0.95
10	1	7	SEMIZHON Alena	26 APR 2003	BLR	0.64	29.23	1.09
11	2	1	SANSORES de la FU.	2 FEB 2000	MEX	0.65	29.29	1.15
12	1	6	PENG Xuwei	15 JAN 2003	CHN	0.59	29.49	1.35
13	2	8	LOEYNING IV	13 SEP 2000	NOR	0.61	29.76	1.62
14	1	8	RYPESTOEL Malene	5 MAR 2001	NOR	0.76	29.81	1.67
15	2	6	BAIKOVA Arina	21 SEP 2000	LAT	0.60	29.86	1.72
16	2	7	ILYES Laura	19 DEC 2001	HUN	0.55	30.05	1.91

Legend:

Q Qualified for next phase

R.T. Reaction Time



Results Summary

Event Number 23

Rank	Heat	Lane	Name	Date of Birth	NOC Code	R.T.	50m	100m	150m	Time	Time Behind
1	1	4	HANAGURUMA Yu	28 JAN 2000	JPN	0.69	30.68	1:03.92 33.24	1:37.53 33.61	2:11.63 34.10	
2	1	5	THOMOGLOU Savvas	9 NOV 2001	GRE	0.71	30.54	1:04.42 33.88	1:39.12 34.70	2:13.62 34.50	1.99
3	1	2	KALUSOWSKI Jan	12 MAR 2000	POL	0.66	30.88	1:04.95 34.07	1:39.59 34.64	2:13.72 34.13	2.09
4	1	6	CORBEAU Caspar	3 APR 2001	NED	0.71	29.95	1:04.60 34.65	1:38.93 34.33	2:14.28 35.35	2.65
5	1	8	TANIGUCHI Taku	26 SEP 2001	JPN	0.67	30.14	1:05.89 35.75	1:40.96 35.07	2:15.21 34.25	3.58
6	1	1	MOZE Matija	17 JAN 2000	SLO	0.71	30.96	1:05.58 34.62	1:41.33 35.75	2:16.58 35.25	4.95
7	1	7	ANG Maximillian Wei	19 MAR 2001	SGP	0.66	30.84	1:06.37 35.53	1:41.70 35.33	2:18.85 37.15	7.22
	1	3	PHAM Thanh Bao	17 MAR 2001	VIE					DSQ	

Legend:
R.T. Reaction Time



Results Summary

Event Number 15

Rank	Heat	Lane	Name	Date of Birth	NOC Code	R.T.	Time	Time Behind
1	1	3	JUNEVIK Sara	14 FEB 2000	SWE	0.72	26.40	
2	1	5	SHKURDAI Anastasiya	3 JAN 2003	BLR	0.67	26.62	0.22
3	1	1	EGOROVA Polina	25 FEB 2000	RUS	0.70	26.68	0.28
3	1	4	KOEHLER Angelina	12 NOV 2000	GER	0.74	26.68	0.28
5	1	2	DELGADO Anicka	13 JUN 2002	ECU	0.65	26.80	0.40
6	1	6	LIN Xintong	4 JUL 2000	CHN	0.75	27.10	0.70
7	1	8	YAMAMOTO Mayuka	14 FEB 2000	JPN	0.60	27.17	0.77
8	1	7	POTOCKA Tamara	15 AUG 2002	SVK	0.71	27.48	1.08

Legend:

R.T. Reaction Time




Results Summary

Event Number 16

Rank	Heat	Lane	Name	Date of Birth	NOC Code	R.T.	Time	Time Behind
1	1	4	KOLESNIKOV Kliment	9 JUL 2000	RUS	0.67	24.40	
2	1	6	CECCON Thomas	27 JAN 2001	ITA	0.66	25.27	0.87
3	1	5	HVAS Tomoe	1 JUN 2000	NOR	0.57	25.28	0.88
4	1	2	WANG Guanbin	2 MAY 2000	CHN	0.55	25.83	1.43
5	1	1	BLACKBURN Lewis	8 FEB 2000	AUS	0.61	25.99	1.59
6	1	3	SIMONS Kenzo	13 APR 2001	NED	0.61	26.26	1.86
7	1	8	CRUZ ZUNIGA GR	20 MAY 2000	MEX	0.56	26.56	2.16
8	1	7	ZOMBORI Gabor	8 OCT 2002	HUN	0.64	26.63	2.23

Legend:

R.T. Reaction Time



Results Summary

Event Number 17

Rank	Heat	Lane	Name	Date of Birth	NOC Code	R.T.	50m	Time	Time Behind
1	1	4	MAKAROVA Anastasia	8 JAN 2003	RUS	0.68	32.98	1:07.88 34.90	
2	1	3	COYNE Niamh	22 JUN 2001	IRL	0.74	33.10	1:08.90 35.80	1.02
3	1	5	TETEREVKOVA Kotryna	23 JAN 2002	LTU	0.73	32.37	1:08.95 36.58	1.07
4	1	8	McSHARRY Mona	21 AUG 2000	IRL	0.69	31.90	1:08.97 37.07	1.09
5	1	6	PIROVANO Anna	8 OCT 2000	ITA	0.75	32.30	1:09.16 36.86	1.28
6	1	2	BRUNZELL Hannah	22 MAR 2001	SWE	0.77	33.38	1:09.20 35.82	1.32
7	1	1	SELEIKAITE Agne	6 FEB 2000	LTU	0.67	33.29	1:09.40 36.11	1.52
8	1	7	ASABA Shiori	4 AUG 2000	JPN	0.73	32.90	1:09.57 36.67	1.69

Legend:

R.T. Reaction Time



Results Summary

Event Number 21

Rank	Heat	Lane	Name	Date of Birth	NOC Code	R.T.	Time	Time Behind
1	2	3	CECCON Thomas	27 JAN 2001	ITA	0.66	23.46	Q
2	2	4	MINAKOV Andrei	17 MAR 2002	RUS	0.65	23.47	0.01 Q
3	2	5	MARKOV Daniil	21 APR 2000	RUS	0.63	23.77	0.31 Q
4	1	4	MILAK Kristof	20 FEB 2000	HUN	0.67	23.84	0.38 Q
5	1	3	HVAS Tomoe	1 JUN 2000	NOR	0.67	24.07	0.61 Q
6	1	7	SAMEH Abdelrahman	9 MAR 2000	EGY	0.64	24.15	0.69 Q
7	1	5	SHEN Jiahao	17 MAY 2001	CHN	0.61	24.29	0.83 Q
7	2	2	BURDISSO Federico	20 SEP 2001	ITA	0.74	24.29	0.83 Q
9	2	6	PONTI Noe	1 JUN 2001	SUI	0.70	24.31	0.85
10	2	1	TROIANOVSKYI Ihor	9 AUG 2002	UKR	0.61	24.33	0.87
11	1	1	COMTE Serguei	11 FEB 2000	FRA	0.65	24.38	0.92
12	1	2	BARSEGHYAN Artur	29 MAR 2002	ARM	0.67	24.44	0.98
13	1	6	ARMBRUSTER Luca Nik	5 NOV 2001	GER	0.67	24.45	0.99
14	1	8	ISHIKAWA Shinnosuke	8 DEC 2000	JPN	0.61	24.76	1.30
15	2	7	JACKSON Abeku	12 APR 2000	GHA	0.63	24.90	1.44
16	2	8	HANSON Robin	2 APR 2001	SWE	0.64	25.35	1.89

Legend:

Q Qualified for next phase

R.T. Reaction Time



Results Summary

Event Number 24

Rank	Heat	Lane	Name	Date of Birth	NOC Code	R.T.	50m	100m	150m	Time	Time Behind
1	1	4	KESELY Ajna	10 SEP 2001	HUN	0.71	27.98	58.03 30.05	1:28.33 30.30	1:57.88 29.55	
2	1	3	YANG Junxuan	26 JAN 2002	CHN	0.70	28.02	58.14 30.12	1:28.53 30.39	1:58.05 29.52	0.17
3	1	6	SEEMANOVA Barbora	1 APR 2000	CZE	0.73	27.50	58.28 30.78	1:28.87 30.59	1:58.25 29.38	0.37
4	1	5	MROZINSKI Julia Maria	16 FEB 2000	GER	0.70	27.66	58.16 30.50	1:29.03 30.87	1:58.84 29.81	0.96
5	1	7	IKEMOTO Nagisa	25 AUG 2002	JPN	0.66	27.75	58.82 31.07	1:29.08 30.26	1:59.89 30.81	2.01
6	1	2	TREVISAN RAURICH Rafaela	31 OCT 2000	BRA	0.73	28.96	59.50 30.54	1:31.08 31.58	2:01.81 30.73	3.93
7	1	8	OLIVA NJM	20 DEC 2001	PHI	0.68	28.37	59.71 31.34	1:30.56 30.85	2:02.13 31.57	4.25
8	1	1	KAHLER Marlene	15 MAY 2001	AUT	0.76	28.97	59.13 30.16	1:31.27 32.14	2:02.57 31.30	4.69

Legend:

R.T. Reaction Time



Results Summary

Event Number 25

Rank	Heat	Lane	NOC / Name	R.T.	50m	100m	Time	Time Behind
1	1	4	Russian Federation				3:35.17	
			KOLESNIKOV Kliment	0.66	26.21	53.34	53.34	
			GERASIMENKO Vladislav	0.19	28.79	1:01.50	1:54.84	
			MINAKOV Andrei	0.32	24.29	51.14	2:45.98	
			MARKOV Daniil	0.25	23.19	49.19	3:35.17	
2	1	2	P. R. of China				3:38.65	3.48
			WANG Guanbin	0.62	27.30	55.82	55.82	
			SUN Jiajun	0.34	28.14	1:00.12	1:55.94	
			SHEN Jiahao	0.30	24.64	52.65	2:48.59	
			HONG Jinquan	0.23	24.16	50.06	3:38.65	
3	1	5	Poland				3:41.51	6.34
			KRASKA Jakub	0.74	27.04	55.79	55.79	
			KALUSOWSKI Jan	0.35	28.47	1:01.92	1:57.71	
			MAJERSKI Jakub	0.28	23.85	52.00	2:49.71	
			KOZIEJKO Bartlomiej	0.37	25.04	51.80	3:41.51	
4	1	6	Hungary				3:43.60	8.43
			ZOMBORI Gabor	0.62	27.20	56.40	56.40	
			BOHM Sebestyen	0.30	28.71	1:02.75	1:59.15	
			MILAK Kristof	0.21	23.35	51.87	2:51.02	
			KALMAR Akos	0.17	24.79	52.58	3:43.60	
5	1	1	Italy				3:45.23	10.06
			CALLONI Johannes	0.61	27.89	56.83	56.83	
			CECCON Thomas	0.31	29.49	1:03.42	2:00.25	
			BURDISO Federico	0.16	24.47	52.83	2:53.08	
			DE TULLIO Marco	0.37	25.64	52.15	3:45.23	
6	1	7	Canada				3:45.45	10.28
			SOMERSET Sebastian	0.57	27.45	57.10	57.10	
			MILANOVICH Alexander	0.36	29.01	1:03.29	2:00.39	
			LIENDO Joshua	0.03	24.47	53.89	2:54.28	
			KNOX Finlay	0.25	24.32	51.17	3:45.45	
7	1	8	South Africa				3:45.90	10.73
			DUVENHAGE Hendrik Petrus	0.62	27.09	57.98	57.98	
			HOULIE Michael James	0.25	26.90	1:01.08	1:59.06	
			du PREEZ Ethan Mauritz	0.45	25.92	55.95	2:55.01	
			NORTJE Gabriel Pieter	0.25	23.53	50.89	3:45.90	
	1	3	Japan				DSQ	
YOSHIDA Keisuke			0.67	29.45	1:00.11	1:00.11		
HANAGURUMA Yu			0.27	29.64	1:02.39	2:02.50		
ISHIKAWA Shinnosuke			-0.10					
			TANIGUCHI Taku					

Legend:

R.T. Reaction Time



Results Summary

Event Number 27

Rank	Heat	Lane	Name	Date of Birth	NOC Code	R.T.	Time	Time Behind
1	7	4	SEEMANOVA Barbora	1 APR 2000	CZE	0.67	25.44	Q
2	6	1	YANG Junxuan	26 JAN 2002	CHN	0.69	25.65	0.21 Q
2	7	5	KLANCAR Neza	19 FEB 2000	SLO	0.79	25.65	0.21 Q
4	7	3	DOUGLASS Kate	17 NOV 2001	USA	0.72	25.71	0.27 Q
5	5	3	McSHARRY Mona	21 AUG 2000	IRL	0.68	25.76	0.32 Q
6	5	4	YAMAMOTO Mayuka	14 FEB 2000	JPN	0.64	25.80	0.36 Q
7	7	2	ANTONIOU Kalia	6 APR 2000	CYP	0.74	25.86	0.42 Q
8	6	5	KLEVANOVICH Elizaveta	22 MAR 2001	RUS	0.73	25.99	0.55 Q
8	6	6	WEBB Abbey	21 JAN 2001	AUS	0.78	25.99	0.55 Q
10	6	2	PETKOVA Diana	10 JUN 2000	BUL	0.75	26.00	0.56 Q
11	5	6	LEMA Julieta	3 JAN 2000	ARG	0.69	26.02	0.58 Q
12	5	2	HEINOLA Nea-Amanda	16 OCT 2000	FIN	0.75	26.08	0.64 Q
13	6	4	KOEHLER Angelina	12 NOV 2000	GER	0.77	26.15	0.71 Q
14	7	6	LEIBEL Kyla	9 OCT 2001	CAN	0.71	26.19	0.75 Q
15	6	3	FIEDKIEWICZ Kornelia	5 AUG 2001	POL	0.67	26.21	0.77 Q
16	5	1	PHILLIP Elinah	3 APR 2000	IVB	0.66	26.22	0.78 Q
17	7	1	SEMIZHON Alena	26 APR 2003	BLR	0.76	26.32	0.88
18	7	7	IKEMOTO Nagisa	25 AUG 2002	JPN	0.69	26.52	1.08
19	7	8	DELGADO Anicka	13 JUN 2002	ECU	0.64	26.78	1.34
20	6	7	MALUKA Ieva	9 APR 2003	LAT	0.68	26.80	1.36
21	5	7	MOORE Madelyn	17 MAY 2000	BER	0.61	26.81	1.37
22	4	8	CHUE Christie May	3 JUL 2000	SGP	0.68	26.83	1.39
23	4	1	SANSORES de la FU.	2 FEB 2000	MEX	0.68	27.01	1.57
24	5	5	JURCZYK Karolina	25 NOV 2001	POL	0.70	27.07	1.63
25	4	7	POTOCKA Tamara	15 AUG 2002	SVK	0.72	27.10	1.66
26	4	2	MOHAMED ABOUZAID Enjy	5 JAN 2000	EGY	0.72	27.12	1.68
27	5	8	KRITININA Natalya	6 JAN 2001	UZB	0.66	27.13	1.69
28	3	4	MARIN Ines	19 APR 2001	CHI	0.63	27.16	1.72
28	4	3	JUNEVIK Sara	14 FEB 2000	SWE	0.76	27.16	1.72
30	6	8	BAIKOVA Arina	21 SEP 2000	LAT	0.64	27.22	1.78
31	4	6	JORUNNARDOTTIR Snaefridur	31 OCT 2000	ISL	0.74	27.34	1.90
32	4	5	MENCIA Mariel	13 FEB 2001	DOM	0.69	27.37	1.93
33	4	4	MACDONALD Emily	17 JUL 2003	JAM	0.71	27.51	2.07
34	3	3	PEREZ GARCIA Maria	13 MAR 2002	LUX	0.69	27.57	2.13
35	3	5	ROBERTS Samantha	21 APR 2000	ANT	0.81	28.26	2.82
36	3	6	PHIRI Mia Ann	5 MAY 2003	ZAM	0.70	28.28	2.84
37	3	1	GEORGE JadyN Amilah	6 JUN 2003	GUY	0.70	29.15	3.71
38	3	7	ZHDRELLA Melisa	10 MAY 2000	KOS	0.70	29.41	3.97
39	3	8	CHAI Ashley Xin Rou	10 NOV 2001	BRU	0.70	29.52	4.08
40	3	2	AL YAFEI Lara Yousuf Ali	24 FEB 2002	OMA	0.67	29.59	4.15
41	2	4	WINTER Margie	20 FEB 2002	FSM	0.68	29.80	4.36
42	1	7	TYURINA Anastasiya	27 SEP 2001	TJK	0.77	29.92	4.48
43	2	3	KAMARA Ramatoulaye	9 MAR 2000	SEN	0.71	30.34	4.90
44	2	5	AKIWO Roylin	26 JUN 2000	PLW	0.66	31.27	5.83
45	1	4	ABUSHAMMALEH Mera	1 JAN 2002	PLE	0.78	31.78	6.34
46	1	6	RADJI Nafissath Abeke	2 AUG 2002	BEN	0.86	31.93	6.49
47	2	6	CHANG'ANAMUNO Tayamika	1 JUL 2000	MAW	0.74	32.12	6.68
48	2	1	CHAMBERLAIN Sompathana	22 AUG 2001	LAO	0.80	32.73	7.29
49	2	7	HEPLER Kayla	22 MAR 2002	MHL	0.64	32.81	7.37
50	2	2	ADAMS Ria Alyssa	9 NOV 2002	VIN	0.78	33.26	7.82
51	2	8	SAUVOUREL Chloe	18 JUN 2000	CAF	0.78	34.54	9.10
52	1	2	EKOMBA Rita	10 DEC 2000	GEQ	0.79	42.22	16.78
53	1	3	SESSOUMA Gniene Faouzia	20 OCT 2002	BUR	0.89	42.29	16.85




Results Summary

Event Number 27

Rank	Heat	Lane	Name	Date of Birth	NOC Code	R.T.	Time	Time Behind
	1	5	ABDALLAH ATTOUMANI Maria	18 SEP 2001	COM		DSQ	

Legend:

Q Qualified for next phase **R.T.** Reaction Time



Results Summary

Event Number 28

Rank	Heat	Lane	Name	Date of Birth	NOC Code	R.T.	50m	Time	Time Behind
1	5	6	LEE Yooyeon	4 SEP 2000	KOR	0.70	24.26	50.11 25.85	Q
2	6	5	KRASKA Jakub	19 APR 2000	POL	0.68	24.17	50.17 26.00	0.06 Q
3	6	4	MILAK Kristof	20 FEB 2000	HUN	0.67	24.08	50.18 26.10	0.07 Q
4	5	4	MINAKOV Andrei	17 MAR 2002	RUS	0.69	25.13	50.20 25.07	0.09 Q
5	4	4	CALVELO de SOUZA A	11 AUG 2000	BRA	0.66	24.36	50.24 25.88	0.13 Q
6	6	6	MIROSLAW Rafael	25 MAR 2001	GER	0.77	23.66	50.54 26.88	0.43 Q
7	5	5	MARKOV Daniil	21 APR 2000	RUS	0.68	24.05	50.60 26.55	0.49 Q
8	6	3	MARTINS COSTA PEI.	5 SEP 2000	BRA	0.63	24.19	50.70 26.51	0.59 Q
9	3	6	HONG Jinquan	23 MAR 2003	CHN	0.69	24.52	50.81 26.29	0.70 Q
10	6	7	PICKETT Michael	17 AUG 2002	NZL	0.61	23.99	50.89 26.90	0.78 Q
11	4	3	LOKTEV Denis	6 APR 2000	ISR	0.66	24.72	50.91 26.19	0.80 Q
12	5	3	HANSON Robin	2 APR 2001	SWE	0.62	24.59	50.99 26.40	0.88 Q
13	5	7	DJAKOVIC Antonio	8 OCT 2002	SUI	0.66	24.52	51.04 26.52	0.93 Q
14	4	6	BRINKWORTH Ashton	14 MAR 2000	AUS	0.67	24.57	51.05 26.48	0.94 Q
15	6	2	POWELL Robbie	28 JAN 2000	IRL	0.74	24.86	51.19 26.33	1.08 Q
16	5	1	CRUZ ZUNIGA GR	20 MAY 2000	MEX	0.64	24.75	51.23 26.48	1.12 Q
17	3	5	BARSEGHYAN Artur	29 MAR 2002	ARM	0.64	24.63	51.33 26.70	1.22
18	6	1	CECCON Thomas	27 JAN 2001	ITA	0.70	24.92	51.42 26.50	1.31
19	4	8	GHAFFARI Mohamed Aziz	19 FEB 2000	TUN	0.71	24.60	51.55 26.95	1.44
20	5	8	BEDOUR MOM	23 SEP 2000	JOR	0.70	24.67	51.56 26.89	1.45
21	3	4	LIENDO Joshua	20 AUG 2002	CAN	0.67	24.98	51.60 26.62	1.49
22	5	2	DELICES Jean-Marc	19 MAR 2000	FRA	0.69	24.90	51.62 26.72	1.51
23	2	4	BABIC Dusan	5 MAY 2000	SRB	0.66	24.80	51.71 26.91	1.60
24	4	2	JACKSON Joseph	12 JAN 2000	AUS	0.72	24.80	51.87 27.07	1.76
25	3	8	TURAN Efe	17 SEP 2000	TUR	0.72	24.99	51.94 26.95	1.83
26	4	5	SEELIGER Bjoern	11 JAN 2000	SWE	0.73	24.60	51.99 27.39	1.88
26	4	7	NORTJE Gabriel Pieter	29 JUN 2001	RSA	0.77	24.82	51.99 27.17	1.88
28	2	3	YAVARI FOROUSHANI Alireza	4 MAY 2000	IRI	0.70	25.05	52.08 27.03	1.97
29	3	2	LEGBAND Kai	1 JUN 2000	BER	0.66	24.89	52.21 27.32	2.10



Results Summary

Event Number 28

Rank	Heat	Lane	Name	Date of Birth	NOC Code	R.T.	50m	Time	Time Behind
30	6	8	KIRBY Jack	24 JUL 2000	BAR	0.66	25.19	52.29 27.10	2.18
31	3	1	SHATSKOV Kirill	18 SEP 2000	KAZ	0.70	25.28	52.43 27.15	2.32
32	4	1	RATIU George Adrian	23 APR 2000	ROU	0.68	24.74	52.61 27.87	2.50
33	3	3	UMUROV Akhmadjon	3 AUG 2000	UZB	0.65	25.58	52.80 27.22	2.69
34	3	7	MATEOS Matheos	10 NOV 2000	PAR	0.72	25.17	52.94 27.77	2.83
35	2	7	CROOKS Jordan	2 MAY 2002	CAY	0.64	25.53	53.52 27.99	3.41
36	2	5	SAUBER Bob	19 JUL 2001	LUX	0.71	26.01	53.59 27.58	3.48
37	2	6	FELIX Delron	20 OCT 2000	GRN	0.78	25.60	53.64 28.04	3.53
38	2	2	ODLUM-SMITH Jayhan Jamaud	11 JAN 2002	LCA	0.71	25.96	54.99 29.03	4.88
39	2	1	TAMAGNINI Raffaele	20 APR 2001	SMR	0.69	26.17	55.55 29.38	5.44
40	2	8	KEANE Noel	29 AUG 2002	PLW	0.72	26.52	55.59 29.07	5.48
41	1	4	ODLUM Ky	16 JAN 2002	ISV	0.59	26.56	56.23 29.67	6.12
42	1	5	SAMIL Nur Haziq	25 JAN 2001	BRU	0.72	27.73	58.38 30.65	8.27
43	1	3	MHINI Dennis Hamisi	10 AUG 2001	TAN	0.61	27.87	58.53 30.66	8.42
44	1	6	FAYEZ SADR	24 FEB 2002	OMA	0.70	28.65	1:00.68 32.03	10.57
45	1	7	IBRAHIM Mubal Azzam	3 NOV 2000	MDV	0.63	29.40	1:02.71 33.31	12.60
46	1	2	RANIS Daniel	22 AUG 2001	MHL	0.64	32.03	1:09.42 37.39	19.31

Legend:

Q Qualified for next phase

R.T. Reaction Time



Results Summary

Event Number 29

Rank	Heat	Lane	Name	Date of Birth	NOC Code	R.T.	50m	Time	Time Behind
1	4	3	KOEHLER Angelina	12 NOV 2000	GER	0.77	28.15	59.99 31.84	Q
2	2	4	EGOROVA Polina	25 FEB 2000	RUS	0.70	28.10	1:00.23 32.13	0.24 Q
3	2	5	SHKURDAI Anastasiya	3 JAN 2003	BLR	0.67	27.90	1:00.48 32.58	0.49 Q
4	4	6	STADNYK Yuliia	5 AUG 2000	UKR	0.77	28.36	1:01.01 32.65	1.02 Q
5	3	8	KAN Natalie	30 APR 2002	HKG	0.70	28.70	1:01.06 32.36	1.07 Q
6	4	5	LIN Xintong	4 JUL 2000	CHN	0.75	28.10	1:01.19 33.09	1.20 Q
7	3	4	RYAN Michaela	11 MAR 2002	AUS	0.73	28.54	1:01.30 32.76	1.31 Q
8	2	3	OZKAN Aleyna	1 FEB 2002	TUR	0.72	28.54	1:01.41 32.87	1.42 Q
9	4	4	JUNEVIK Sara	14 FEB 2000	SWE	0.77	28.12	1:01.50 33.38	1.51 Q
10	3	5	GUEVARA HERNANDEZ	7 JUL 2000	MEX	0.66	28.47	1:01.54 33.07	1.55 Q
11	3	3	BAROCSAI Petra	7 NOV 2001	HUN	0.69	29.48	1:01.83 32.35	1.84 Q
12	4	2	COETZEE Dune	14 MAY 2002	RSA	0.68	29.36	1:01.92 32.56	1.93 Q
13	1	4	PADRON SALAZAR MB	5 APR 2003	CRC	0.75	28.78	1:02.07 33.29	2.08 Q
14	1	6	de CARVALHO PESSA.	23 JAN 2000	BRA	0.70	28.62	1:02.11 33.49	2.12 Q
15	2	1	LAHTINEN Laura	3 JUN 2003	FIN	0.71	29.03	1:02.15 33.12	2.16 Q
16	2	8	STEMBEROVA Kristyna	10 SEP 2000	CZE	0.74	28.89	1:02.20 33.31	2.21 Q
17	4	8	LYON Lismar	19 OCT 2000	VEN	0.62	28.20	1:02.30 34.10	2.31
18	2	7	BERECZ Blanka	20 JUN 2002	HUN	0.74	29.28	1:02.43 33.15	2.44
19	3	6	BECERRA QUINTANIL.	13 OCT 2001	COL	0.64	28.72	1:02.45 33.73	2.46
20	2	6	MROZINSKI Julia Maria	16 FEB 2000	GER	0.74	28.32	1:02.56 34.24	2.57
20	3	7	POLONSKY Lea	25 MAY 2002	ISR	0.71	29.25	1:02.56 33.31	2.57
22	1	3	GALLOWAY Gina	17 MAR 2001	NZL	0.71	29.49	1:02.85 33.36	2.86
23	2	2	DEWI Adinda Larasati	20 DEC 2000	INA	0.60	29.36	1:03.02 33.66	3.03
24	3	1	CHEN Yu-Rong	5 JAN 2000	TPE	0.66	29.08	1:03.21 34.13	3.22
25	1	2	MARIN Ines	19 APR 2001	CHI	0.63	29.57	1:03.37 33.80	3.38
26	4	1	DELGADO Anicka	13 JUN 2002	ECU	0.68	29.44	1:03.47 34.03	3.48
27	4	7	SCHEGOLEVA Alexandra	6 JUL 2001	CYP	0.66	28.68	1:03.55 34.87	3.56
28	3	2	POTOCKA Tamara	15 AUG 2002	SVK	0.83	30.16	1:04.80 34.64	4.81
29	1	7	HEFEL Theresa Regina	4 FEB 2001	LIE	0.72	29.80	1:06.81 37.01	6.82



Results Summary

Event Number 29

Rank	Heat	Lane	Name	Date of Birth	NOC Code	R.T.	50m	Time	Time Behind
	1	5	RICHTER Leoni	19 SEP 2000	SUI			DNS	

Legend:

Q Qualified for next phase **R.T.** Reaction Time



Results Summary

Event Number 30

Rank	Heat	Lane	Name	Date of Birth	NOC Code	R.T.	Time	Time Behind
1	5	4	SUN Jiajun	1 AUG 2000	CHN	0.66	27.91	Q
2	4	5	HOULIE Michael James	27 JUN 2000	RSA	0.64	27.99	0.08 Q
3	3	4	TANIGUCHI Taku	26 SEP 2001	JPN	0.66	28.28	0.37 Q
4	5	2	PETRASHOV Denis	1 FEB 2000	KGZ	0.74	28.43	0.52 Q
5	5	5	MILANOVICH Alexander	3 APR 2002	CAN	0.76	28.46	0.55 Q
6	3	2	SAINT-UPERY DIAZ Santiago	31 OCT 2000	URU	0.63	28.47	0.56 Q
7	3	3	GRINDHEIM AK	7 APR 2000	NOR	0.72	28.55	0.64 Q
8	4	3	DIJKSTRA Juri	28 FEB 2000	NED	0.71	28.79	0.88 Q
9	4	6	CORBEAU Caspar	3 APR 2001	NED	0.67	28.90	0.99 Q
10	4	1	PUENTE BUSTAMANTE	6 MAR 2001	MEX	0.70	28.95	1.04 Q
11	5	3	RUDAVS Didzis	10 MAY 2001	LAT	0.67	28.98	1.07 Q
12	4	2	BASTIAN Izaak	3 JAN 2001	BAH	0.64	29.01	1.10 Q
13	4	4	GERASIMENKO Vladislav	26 APR 2001	RUS	0.61	29.03	1.12 Q
14	5	1	BOUTOUIL Samy Ahmed	3 OCT 2000	MAR	0.65	29.12	1.21 Q
15	3	5	PINHEIRO de SOUZA Vitor	1 DEC 2001	BRA	0.63	29.16	1.25 Q
16	5	6	HANAGURUMA Yu	28 JAN 2000	JPN	0.64	29.18	1.27 Q
17	5	7	SIDORCHUK Aleksey	14 MAY 2002	UZB	0.68	29.24	1.33
18	2	3	DEMIR Demirkan	15 JUN 2001	TUR	0.62	29.25	1.34
19	2	4	BALAMANE Moncef Aymen	9 APR 2001	ALG	0.61	29.30	1.39
20	3	6	KALUSOWSKI Jan	12 MAR 2000	POL	0.64	29.40	1.49
21	3	1	DANG Ethan	13 FEB 2002	USA	0.67	29.50	1.59
22	4	7	BOHM Sebestyen	23 FEB 2001	HUN	0.65	29.57	1.66
23	3	7	FLIYOU Ahmed Yassine	4 OCT 2001	MAR	0.79	29.59	1.68
24	4	8	GAJDOS David	16 JUN 2000	SVK	0.68	29.64	1.73
25	1	6	ROSSI Samuele	22 JAN 2001	SEY	0.59	29.66	1.75
26	2	5	AL-WIR Amro Basil Issa	23 JAN 2001	JOR	0.67	29.71	1.80
27	3	8	ANG Maximillian Wei	19 MAR 2001	SGP	0.62	30.09	2.18
28	2	6	MOK Marcus	22 JAN 2001	HKG	0.69	30.37	2.46
29	2	2	GREUTER Simon Aramis	3 SEP 2002	LIE	0.73	31.13	3.22
30	2	7	KALATE Leonard	6 APR 2000	PNG	0.62	31.45	3.54
30	5	8	WEEKES Luis Sebastian	10 APR 2000	BAR	0.74	31.45	3.54
32	2	1	SCOTT Daniel Micaiah	1 FEB 2000	GUY	0.68	33.28	5.37
33	1	4	BARRY Omar Fadel	2 JAN 2000	BUR	0.72	41.81	13.90
34	1	3	AKUE Andres	8 AUG 2001	GEQ	0.85	44.81	16.90
	1	5	BOYENGUE Eddie Corneille	6 OCT 2001	CGO		DNS	
	2	8	SAINE Momodou Lamin	8 SEP 2000	GAM		DSQ	

Legend:

Q Qualified for next phase

R.T. Reaction Time



Results Summary

Event Number 26

Rank	Heat	Lane	Name	Date of Birth	NOC Code	R.T.	Time	Time Behind
1	4	6	NGUYEN Huy Hoang	10 JUL 2000	VIE	0.75	7:50.20	
			50m 28.02				100m 57.86	
							150m 1:27.54	
							200m 1:57.39	
							250m 2:27.14	
							300m 2:57.13	
							350m 3:26.96	
							400m 3:57.13	
								30.17
			450m 4:26.52				500m 4:56.18	
							550m 5:25.28	
							600m 5:54.64	
							650m 6:23.45	
							700m 6:52.73	
							750m 7:21.44	
								28.71
								28.76
2	4	8	YOSHIDA Keisuke	17 APR 2000	JPN	0.77	7:53.85	3.65
			50m 26.86				100m 56.72	
							150m 1:26.28	
							200m 1:56.55	
							250m 2:26.30	
							300m 2:56.52	
							350m 3:26.17	
							400m 3:56.19	
								30.02
			450m 4:25.93				500m 4:55.81	
							550m 5:25.52	
							600m 5:55.12	
							650m 6:24.43	
							700m 6:53.92	
							750m 7:24.05	
								29.80
								30.13
3	4	1	DE TULLIO Marco	21 SEP 2000	ITA	0.74	7:55.81	5.61
			50m 27.55				100m 57.46	
							150m 1:28.33	
							200m 1:58.70	
							250m 2:28.99	
							300m 2:59.25	
							350m 3:29.81	
							400m 3:59.64	
								29.83
			450m 4:29.53				500m 4:59.20	
							550m 5:29.64	
							600m 5:59.18	
							650m 6:29.58	
							700m 6:58.86	
							750m 7:28.25	
								29.39
								27.56
4	4	4	KALMAR Akos	11 JAN 2000	HUN	0.82	7:56.43	6.23
			50m 27.74				100m 57.23	
							150m 1:27.42	
							200m 1:57.21	
							250m 2:27.32	
							300m 2:56.89	
							350m 3:26.86	
							400m 3:56.75	
								29.89
			450m 4:26.67				500m 4:56.57	
							550m 5:26.53	
							600m 5:56.52	
							650m 6:27.08	
							700m 6:57.35	
							750m 7:27.69	
								30.34
								28.74
5	4	5	BEAUGRAND Paul	16 MAY 2000	FRA	0.73	8:01.93	11.73
			50m 27.70				100m 57.61	
							150m 1:28.00	
							200m 1:57.98	
							250m 2:28.49	
							300m 2:58.94	
							350m 3:29.74	
							400m 4:00.40	
								30.66
			450m 4:31.10				500m 5:01.39	
							550m 5:31.86	
							600m 6:02.26	
							650m 6:32.86	
							700m 7:03.24	
							750m 7:33.77	
								30.53
								28.16
6	4	3	CALLONI Johannes	3 JAN 2000	ITA	0.80	8:03.30	13.10
			50m 28.26				100m 57.95	
							150m 1:28.45	
							200m 1:58.62	
							250m 2:29.28	
							300m 2:59.78	
							350m 3:30.43	
							400m 4:00.81	
								30.38
			450m 4:31.31				500m 5:01.51	
							550m 5:32.09	
							600m 6:02.47	
							650m 6:33.51	
							700m 7:04.21	
							750m 7:34.32	
								30.11
								28.98
7	2	3	HAFNAOUI Ahmed Ayoub	4 DEC 2002	TUN	0.76	8:04.43	14.23
			50m 27.42				100m 56.47	
							150m 1:26.82	
							200m 1:57.46	
							250m 2:28.67	
							300m 2:59.12	
							350m 3:30.14	
							400m 4:00.88	
								30.74
			450m 4:31.00				500m 5:01.48	
							550m 5:32.86	
							600m 6:03.76	
							650m 6:34.09	
							700m 7:04.49	
							750m 7:35.56	
								31.07
								28.87
8	4	2	REID Zac	28 JAN 2000	NZL	0.72	8:05.27	15.07
			50m 27.33				100m 57.33	
							150m 1:27.92	
							200m 1:58.11	
							250m 2:28.60	
							300m 2:58.85	
							350m 3:29.39	
							400m 3:59.68	
								30.29
			450m 4:30.27				500m 5:00.69	
							550m 5:31.75	
							600m 6:02.48	
							650m 6:33.43	
							700m 7:04.41	
							750m 7:35.67	
								31.26
								29.60
9	3	7	LOPES Jose	16 OCT 2000	POR	0.68	8:09.43	19.23
			50m 28.24				100m 59.37	
							150m 1:29.62	
							200m 2:00.88	
							250m 2:31.76	
							300m 3:03.28	
							350m 3:34.27	
							400m 4:05.81	
								31.54
			450m 4:35.91				500m 5:06.61	
							550m 5:36.99	
							600m 6:07.79	
							650m 6:38.43	
							700m 7:09.63	
							750m 7:40.13	
								30.50
								29.30
10	4	7	JULIA TOUS Ferran	7 JUL 2000	ESP	0.66	8:09.92	19.72
			50m 27.40				100m 57.59	
							150m 1:27.81	
							200m 1:58.46	
							250m 2:28.70	
							300m 2:59.71	
							350m 3:30.32	
							400m 4:01.79	
								31.47
			450m 4:32.33				500m 5:03.86	
							550m 5:34.74	
							600m 6:06.32	
							650m 6:37.55	
							700m 7:09.19	
							750m 7:40.10	
								30.91
								29.82
11	3	3	KOZIEJKO Bartlomiej	28 FEB 2000	POL	0.75	8:09.97	19.77
			50m 28.69				100m 59.03	
							150m 1:30.20	



Results Summary

Event Number 29

Rank	Heat	Lane	Name	Date of Birth	NOC Code	R.T.	50m	Time	Time Behind
1	2	5	SHKURDAI Anastasiya	3 JAN 2003	BLR	0.69	27.57	59.72 32.15	Q
2	2	4	KOEHLER Angelina	12 NOV 2000	GER	0.74	27.81	59.78 31.97	0.06 Q
3	1	4	EGOROVA Polina	25 FEB 2000	RUS	0.73	28.15	1:00.14 31.99	0.42 Q
4	1	3	LIN Xintong	4 JUL 2000	CHN	0.74	27.92	1:00.21 32.29	0.49 Q
5	1	2	GUEVARA HERNANDEZ	7 JUL 2000	MEX	0.67	28.37	1:00.36 31.99	0.64 Q
6	1	6	OZKAN Aleyna	1 FEB 2002	TUR	0.73	28.23	1:00.77 32.54	1.05 Q
7	2	2	JUNEVIK Sara	14 FEB 2000	SWE	0.77	28.05	1:00.85 32.80	1.13 Q
8	2	3	KAN Natalie	30 APR 2002	HKG	0.72	28.89	1:01.05 32.16	1.33 Q
9	1	5	STADNYK Yuliia	5 AUG 2000	UKR	0.76	28.32	1:01.19 32.87	1.47
10	2	6	RYAN Michaela	11 MAR 2002	AUS	0.76	28.22	1:01.20 32.98	1.48
11	1	7	COETZEE Dune	14 MAY 2002	RSA	0.69	28.37	1:01.29 32.92	1.57
12	1	1	de CARVALHO PESSA.	23 JAN 2000	BRA	0.69	29.11	1:01.46 32.35	1.74
13	2	7	BAROCSAI Petra	7 NOV 2001	HUN	0.71	28.79	1:01.95 33.16	2.23
14	2	1	PADRON SALAZAR MB	5 APR 2003	CRC	0.75	29.44	1:01.99 32.55	2.27
15	2	8	LAHTINEN Laura	3 JUN 2003	FIN	0.72	28.41	1:02.00 33.59	2.28
16	1	8	STEMBEROVA Kristyna	10 SEP 2000	CZE	0.78	28.64	1:02.27 33.63	2.55

Legend:

Q Qualified for next phase **R.T.** Reaction Time



Results Summary

Event Number 28

Rank	Heat	Lane	Name	Date of Birth	NOC Code	R.T.	50m	Time	Time Behind
1	1	4	KRASKA Jakub	19 APR 2000	POL	0.69	24.10	49.70 25.60	Q
2	2	3	CALVELO de SOUZA A	11 AUG 2000	BRA	0.65	24.22	49.87 25.65	0.17 Q
3	2	4	LEE Yooyeon	4 SEP 2000	KOR	0.67	24.16	50.07 25.91	0.37 Q
4	1	5	MINAKOV Andrei	17 MAR 2002	RUS	0.67	23.83	50.16 26.33	0.46 Q
5	2	7	HANSON Robin	2 APR 2001	SWE	0.62	23.69	50.17 26.48	0.47 Q
6	1	3	MIROSLAW Rafael	25 MAR 2001	GER	0.68	24.35	50.28 25.93	0.58 Q
7	2	5	MILAK Kristof	20 FEB 2000	HUN	0.67	24.24	50.36 26.12	0.66 Q
8	2	6	MARTINS COSTA PEI.	5 SEP 2000	BRA	0.60	24.09	50.53 26.44	0.83 Q
9	1	6	HONG Jinquan	23 MAR 2003	CHN	0.67	24.34	50.71 26.37	1.01
10	1	7	DJAKOVIC Antonio	8 OCT 2002	SUI	0.64	24.58	50.73 26.15	1.03
11	1	1	POWELL Robbie	28 JAN 2000	IRL	0.68	25.09	50.76 25.67	1.06
12	2	1	BRINKWORTH Ashton	14 MAR 2000	AUS	0.67	24.80	50.77 25.97	1.07
13	1	2	LOKTEV Denis	6 APR 2000	ISR	0.65	24.69	50.81 26.12	1.11
14	2	8	CRUZ ZUNIGA GR	20 MAY 2000	MEX	0.65	24.25	50.84 26.59	1.14
15	2	2	PICKETT Michael	17 AUG 2002	NZL	0.66	24.80	50.86 26.06	1.16
16	1	8	BARSEGHYAN Artur	29 MAR 2002	ARM	0.63	24.64	51.14 26.50	1.44

Legend:

Q Qualified for next phase R.T. Reaction Time



Results Summary


Event Number 27

Rank	Heat	Lane	Name	Date of Birth	NOC Code	R.T.	Time	Time Behind
1	2	4	SEEMANOVA Barbora	1 APR 2000	CZE	0.68	25.33	Q
2	2	3	McSHARRY Mona	21 AUG 2000	IRL	0.66	25.42	0.09 Q
3	1	4	YANG Junxuan	26 JAN 2002	CHN	0.67	25.43	0.10 Q
4	2	5	KLANCAR Neza	19 FEB 2000	SLO	0.74	25.47	0.14 Q
5	1	2	PETKOVA Diana	10 JUN 2000	BUL	0.73	25.53	0.20 Q
6	1	5	DOUGLASS Kate	17 NOV 2001	USA	0.73	25.57	0.24 Q
7	1	3	YAMAMOTO Mayuka	14 FEB 2000	JPN	0.61	25.62	0.29 Q
8	1	6	KLEVANOVICH Elizaveta	22 MAR 2001	RUS	0.72	25.74	0.41 Q
9	1	1	FIEDKIEWICZ Kornelia	5 AUG 2001	POL	0.66	25.76	0.43
10	2	1	LEIBEL Kyla	9 OCT 2001	CAN	0.74	25.77	0.44
11	2	2	WEBB Abbey	21 JAN 2001	AUS	0.84	25.80	0.47
12	2	6	ANTONIOU Kalia	6 APR 2000	CYP	0.75	25.95	0.62
13	2	7	LEMA Julieta	3 JAN 2000	ARG	0.68	25.99	0.66
14	1	7	HEINOLA Nea-Amanda	16 OCT 2000	FIN	0.68	26.49	1.16
15	1	8	SEMIZHON Alena	26 APR 2003	BLR	0.73	26.56	1.23
15	2	8	PHILLIP Elinah	3 APR 2000	IVB	0.63	26.56	1.23

Legend:

Q Qualified for next phase

R.T. Reaction Time



Results Summary

Event Number 21

Rank	Heat	Lane	Name	Date of Birth	NOC Code	R.T.	Time	Time Behind
1	1	5	MINAKOV Andrei	17 MAR 2002	RUS	0.65	23.62	
2	1	2	HVAS Tomoe	1 JUN 2000	NOR	0.66	23.63	0.01
2	1	3	MARKOV Daniil	21 APR 2000	RUS	0.64	23.63	0.01
4	1	4	CECCON Thomas	27 JAN 2001	ITA	0.69	23.65	0.03
5	1	1	SHEN Jiahao	17 MAY 2001	CHN	0.63	23.83	0.21
6	1	7	SAMEH Abdelrahman	9 MAR 2000	EGY	0.63	24.07	0.45
7	1	6	MILAK Kristof	20 FEB 2000	HUN	0.66	24.11	0.49
8	1	8	BURDISSO Federico	20 SEP 2001	ITA	0.68	24.25	0.63

Legend:

R.T. Reaction Time




Results Summary

Event Number 22

Rank	Heat	Lane	Name	Date of Birth	NOC Code	R.T.	Time	Time Behind
1	1	4	McKEOWN Kaylee	12 JUL 2001	AUS	0.57	28.28	
2	1	5	VASKINA Daria	30 JUL 2002	RUS	0.65	28.38	0.10
3	1	2	TOULI Lila	19 FEB 2000	FRA	0.59	28.78	0.50
4	1	3	WHITE Rhyan	25 JAN 2000	USA	0.56	28.86	0.58
5	1	1	de GOEIJ Fernanda	11 NOV 2000	BRA	0.58	28.91	0.63
6	1	8	FRIAS MOLINA Tamara	2 NOV 2000	ESP	0.67	29.01	0.73
7	1	6	BROAD Madison	5 SEP 2000	CAN	0.64	29.12	0.84
8	1	7	NAZAROVA Diana	2 JUN 2000	KAZ	0.67	29.55	1.27

Legend:

R.T. Reaction Time



Results Summary

Event Number 30

Rank	Heat	Lane	Name	Date of Birth	NOC Code	R.T.	Time	Time Behind
1	1	4	HOULIE Michael James	27 JUN 2000	RSA	0.64	27.33	Q
2	2	4	SUN Jiajun	1 AUG 2000	CHN	0.67	28.05	0.72 Q
3	2	3	MILANOVICH Alexander	3 APR 2002	CAN	0.76	28.19	0.86 Q
4	2	5	TANIGUCHI Taku	26 SEP 2001	JPN	0.64	28.22	0.89 Q
5	2	1	GERASIMENKO Vladislav	26 APR 2001	RUS	0.61	28.43	1.10 Q
6	2	2	CORBEAU Caspar	3 APR 2001	NED	0.68	28.44	1.11 Q
7	2	8	PINHEIRO de SOUZA Vitor	1 DEC 2001	BRA	0.61	28.53	1.20 Q
8	1	5	PETRASHOV Denis	1 FEB 2000	KGZ	0.74	28.62	1.29 Q
9	1	3	SAINT-UPERY DIAZ Santiago	31 OCT 2000	URU	0.64	28.76	1.43
10	1	6	DIJKSTRA Juri	28 FEB 2000	NED	0.72	28.77	1.44
11	2	7	RUDAVS Didzis	10 MAY 2001	LAT	0.66	28.89	1.56
12	2	6	GRINDHEIM AK	7 APR 2000	NOR	0.73	28.93	1.60
13	1	2	PUENTE BUSTAMANTE	6 MAR 2001	MEX	0.69	28.97	1.64
14	1	8	HANAGURUMA Yu	28 JAN 2000	JPN	0.66	29.01	1.68
15	1	1	BOUTOUIL Samy Ahmed	3 OCT 2000	MAR	0.64	29.10	1.77
16	1	7	BASTIAN Izaak	3 JAN 2001	BAH	0.63	29.35	2.02

Legend:

Q Qualified for next phase

R.T. Reaction Time



Results Summary

Event Number 31

Rank	Heat	Lane	NOC / Name	R.T.	50m	100m	Time	Time Behind
1	1	7	Russian Federation				3:45.26	
			KLEVANOVICH Elizaveta	0.76	27.35	55.92	55.92	
			MAKAROVA Anastasia	0.32	27.48	56.84	1:52.76	
			VASKINA Daria	0.34	27.36	57.19	2:49.95	
			EGOROVA Polina	0.38	26.31	55.31	3:45.26	
2	1	3	Brazil				3:47.20	1.94
			TREVISAN RAURICH Rafaela	0.70	27.40	56.46	56.46	
			VIEIRA Ana Carolina	0.36	26.83	56.48	1:52.94	
			de CARVALHO PESSANHA Maria Luiza	0.13	27.35	56.76	2:49.70	
			de GOEIJ Fernanda	0.22	27.93	57.50	3:47.20	
3	1	5	Japan				3:49.27	4.01
			KOJIMA Miku	0.69	28.02	57.81	57.81	
			YAMAMOTO Mayuka	0.22	26.32	55.67	1:53.48	
			IKEMOTO Nagisa	0.42	26.97	55.76	2:49.24	
			ASABA Shiori	0.26	28.45	1:00.03	3:49.27	
4	1	6	P. R. of China				3:53.19	7.93
			YANG Junxuan	0.71	26.97	56.00	56.00	
			PENG Xuwei	0.54	27.55	58.68	1:54.68	
			ZHENG Muyan	0.44	29.41	1:02.43	2:57.11	
			LIN Xintong	0.31	26.46	56.08	3:53.19	
5	1	2	United States of America				3:53.32	8.06
			DOUGLASS Kate	0.76	27.54	56.65	56.65	
			WHITE Rhyan	0.53	28.62	59.81	1:56.46	
			DONOHUE Maddie	0.23	28.31	58.60	2:55.06	
			SIMS Kaitlynn	0.42	28.35	58.26	3:53.32	
6	1	4	South Africa				3:57.40	12.14
			COETZEE Dune	0.70	28.33	58.39	58.39	
			MUNDELL Christin	0.40	27.98	58.84	1:57.23	
			BEAVON Kate Jean	0.68	28.38	59.07	2:56.30	
			VENTER Mariella Greta	0.26	28.75	1:01.10	3:57.40	
	1	1	Australia				DNS	

Legend:

R.T. Reaction Time



Results Summary

Event Number 32

Rank	Heat	Lane	Name	Date of Birth	NOC Code	R.T.	50m	100m	150m	Time	Time Behind
1	3	4	KOLESNIKOV Kliment	9 JUL 2000	RUS	0.68	28.08	57.57 29.49	1:28.79 31.22	1:59.86 31.07	Q
2	2	4	MARTIN Daniel Cristian	5 OCT 2000	ROU	0.58	28.36	58.59 30.23	1:29.63 31.04	2:00.15 30.52	0.29 Q
3	1	5	MARTOS BACARIZO Manuel	31 OCT 2000	ESP	0.55	28.25	58.38 30.13	1:29.23 30.85	2:00.21 30.98	0.35 Q
4	3	5	HARDER Ethan	25 JUN 2000	USA	0.59	28.58	58.81 30.23	1:29.95 31.14	2:01.07 31.12	1.21 Q
5	2	7	CHUANG Mu-Lun	6 FEB 2001	TPE	0.66	28.63	59.51 30.88	1:30.28 30.77	2:01.60 31.32	1.74 Q
6	2	6	STSEGLOV Ivan	8 JUL 2000	EST	0.54	28.48	59.18 30.70	1:30.32 31.14	2:01.69 31.37	1.83 Q
7	1	3	PAVLIDI Arijus	8 APR 2002	LTU	0.69	28.82	59.63 30.81	1:30.97 31.34	2:02.11 31.14	2.25 Q
8	1	2	RINCON VELASCO Anthony	20 APR 2001	COL	0.56	28.85	59.54 30.69	1:30.90 31.36	2:02.16 31.26	2.30 Q
9	1	4	ZOMBORI Gabor	8 OCT 2002	HUN	0.63	28.35	59.83 31.48	1:31.73 31.90	2:03.04 31.31	3.18
10	1	7	MENDEZ Juan Ignacio	29 SEP 2000	ARG	0.58	28.67	1:00.19 31.52	1:30.96 30.77	2:03.08 32.12	3.22
11	2	3	SWINBURN Stuart	23 JUN 2001	AUS	0.58	28.85	1:00.00 31.15	1:32.00 32.00	2:03.95 31.95	4.09
12	3	3	WANG Guanbin	2 MAY 2000	CHN	0.63	29.06	1:00.27 31.21	1:32.70 32.43	2:04.18 31.48	4.32
13	1	6	NATARAJ Srihari	16 JAN 2001	IND	0.61	28.36	59.96 31.60	1:32.25 32.29	2:04.80 32.55	4.94
14	3	6	ARDJOUNE Abdellah	21 FEB 2001	ALG	0.67	28.69	1:00.22 31.53	1:32.40 32.18	2:04.91 32.51	5.05
15	3	2	TANGKAS Farrel Armandio	22 DEC 2001	INA	0.56	29.84	1:00.68 30.84	1:33.39 32.71	2:05.06 31.67	5.20
16	2	5	SOMERSET Sebastian	15 JAN 2001	CAN	0.62	29.69	1:02.00 32.31	1:34.12 32.12	2:05.47 31.35	5.61
17	2	2	BLACKBURN Lewis	8 FEB 2000	AUS	0.64	29.32	1:01.11 31.79	1:33.88 32.77	2:05.70 31.82	5.84
18	3	7	TAUTKUS Alanas	26 JUN 2000	LTU	0.61	29.09	1:01.14 32.05	1:33.42 32.28	2:06.00 32.58	6.14
19	2	1	LAHODA Jakub	10 MAR 2000	CZE	0.66	29.67	1:01.91 32.24	1:35.17 33.26	2:07.36 32.19	7.50
20	1	1	DUVENHAGE Hendrik Petrus	10 JUL 2001	RSA	0.61	28.55	1:00.60 32.05	1:34.24 33.64	2:07.76 33.52	7.90
21	2	8	KALLSTROM Roni	18 MAY 2001	FIN	0.62	29.30	1:01.58 32.28	1:33.47 31.89	2:07.80 34.33	7.94
22	3	8	MIGLBAUER Marvin	12 MAY 2002	AUT	0.66	29.26	1:02.43 33.17	1:36.28 33.85	2:10.99 34.71	11.13
23	3	1	MOK Marcus	22 JAN 2001	HKG	0.65	30.66	1:03.75 33.09	1:37.73 33.98	2:11.14 33.41	11.28
24	1	8	KARLSSON Brynjolfur Oli	24 JUL 2001	ISL	0.50	29.58	1:02.62 33.04	1:36.11 33.49	2:11.33 35.22	11.47

Legend: **Q** Qualified for next phase R.T. Reaction Time



Results Summary

Event Number 33

Rank	Heat	Lane	Name	Date of Birth	NOC Code	R.T.	50m	100m	150m	Time	Time Behind
1	5	5	ASABA Shiori	4 AUG 2000	JPN	0.75	33.98	1:11.83 37.85	1:50.01 38.18	2:29.12 39.11	Q
2	5	4	ZHENG Muyan	19 AUG 2002	CHN	0.65	34.06	1:12.36 38.30	1:50.54 38.18	2:29.61 39.07	0.49 Q
3	3	4	MAKAROVA Anastasia	8 JAN 2003	RUS	0.67	34.60	1:12.37 37.77	1:51.18 38.81	2:30.10 38.92	0.98 Q
4	3	2	VAZQUEZ RUIZ Alba	24 FEB 2002	ESP	0.76	34.29	1:11.70 37.41	1:51.40 39.70	2:30.30 38.90	1.18 Q
5	4	3	KRONIGER Anna	23 JUN 2000	GER	0.72	34.32	1:12.48 38.16	1:51.75 39.27	2:30.65 38.90	1.53 Q
5	4	4	WANG Heesong	15 DEC 2003	KOR	0.72	34.83	1:12.93 38.10	1:51.94 39.01	2:30.65 38.71	1.53 Q
7	4	1	YUN Eunsol	22 MAR 2002	KOR	0.64	35.17	1:12.95 37.78	1:52.40 39.45	2:31.22 38.82	2.10 Q
8	4	5	TETEREVKOVA Kotryna	23 JAN 2002	LTU	0.72	34.26	1:12.73 38.47	1:51.57 38.84	2:31.36 39.79	2.24 Q
9	5	3	PIROVANO Anna	8 OCT 2000	ITA	0.71	34.89	1:13.20 38.31	1:52.40 39.20	2:31.75 39.35	2.63
10	1	7	ALBORZEN Maria Selene	21 FEB 2003	ARG	0.71	33.82	1:12.45 38.63	1:51.74 39.29	2:32.14 40.40	3.02
11	4	6	BRUNZELL Hannah	22 MAR 2001	SWE	0.78	34.10	1:13.36 39.26	1:52.16 38.80	2:32.34 40.18	3.22
12	5	1	KONTOGEOURGOU Eleni	9 JUL 2000	GRE	0.70	35.29	1:13.30 38.01	1:53.32 40.02	2:32.38 39.06	3.26
13	3	7	HALLMANN Weronika	20 JUL 2000	POL	0.74	34.40	1:14.11 39.71	1:52.44 38.33	2:32.52 40.08	3.40
14	3	6	PAVLOPOULOU Nikoletta	1 JAN 2001	GRE	0.74	34.62	1:13.84 39.22	1:52.88 39.04	2:32.61 39.73	3.49
15	3	1	MANSSON Julia	4 SEP 2002	SWE	0.70	34.58	1:12.10 37.52	1:52.31 40.21	2:32.99 40.68	3.87
16	5	2	PEREIRA Raquel	6 JAN 2000	POR	0.76	35.12	1:13.04 37.92	1:52.82 39.78	2:33.07 40.25	3.95
17	4	2	GORBENKO Anastasia	7 AUG 2003	ISR	0.77	35.42	1:13.98 38.56	1:54.11 40.13	2:33.13 39.02	4.01
18	5	7	COYNE Niamh	22 JUN 2001	IRL	0.75	34.20	1:12.97 38.77	1:52.17 39.20	2:33.27 41.10	4.15
19	2	4	ZABORSKA Miroslava	4 FEB 2001	SVK	0.74	35.75	1:14.54 38.79	1:53.92 39.38	2:34.32 40.40	5.20
20	1	3	CELIK Tina	24 APR 2001	SLO	0.69	35.54	1:14.79 39.25	1:54.82 40.03	2:34.54 39.72	5.42
21	1	4	GADEA Maria Claudia	9 MAY 2001	ROU	0.72	34.91	1:14.84 39.93	1:54.85 40.01	2:34.61 39.76	5.49
22	3	8	SELEIKAITE Agne	6 FEB 2000	LTU	0.62	34.16	1:14.15 39.99	1:53.72 39.57	2:35.02 41.30	5.90
23	2	1	PASUKAN Emina	12 APR 2001	BIH	0.71	36.54	1:16.23 39.69	1:57.32 41.09	2:36.43 39.11	7.31
24	1	8	CHUE Christie May	3 JUL 2000	SGP	0.70	34.73	1:15.13 40.40	1:55.33 40.20	2:36.49 41.16	7.37
25	5	6	WISEMAN Avery	7 APR 2002	CAN	0.74	34.23	1:13.20 38.97	1:53.56 40.36	2:36.71 43.15	7.59
26	4	7	MUNDELL Christin	30 SEP 2001	RSA	0.72	35.15	1:15.23 40.08	1:54.96 39.73	2:37.06 42.10	7.94
27	1	1	GUTTMANN Elena	31 OCT 2001	AUT	0.70	35.38	1:13.83 38.45	1:55.07 41.24	2:37.22 42.15	8.10
28	4	8	VU Thi Phuong Anh	3 MAR 2001	VIE	0.75	35.41	1:15.89 40.48	1:56.36 40.47	2:37.58 41.22	8.46
29	5	8	ONIEVA HENRICH Elena	20 FEB 2001	SUI	0.64	34.88	1:15.62 40.74	1:56.06 40.44	2:38.12 42.06	9.00



Results Summary

Event Number 33

Rank	Heat	Lane	Name	Date of Birth	NOC Code	R.T.	50m	100m	150m	Time	Time Behind
30	1	2	PERMATAHANI Azzahra	7 JAN 2002	INA	0.65	36.01	1:15.41 39.40	1:56.68 41.27	2:38.45 41.77	9.33
31	2	8	MOSCENSCAIA Anastasia	31 JUL 2000	MDA	0.77	33.93	1:13.92 39.99	1:55.43 41.51	2:38.57 43.14	9.45
32	1	6	KAN Natalie	30 APR 2002	HKG	0.73	35.60	1:15.80 40.20	1:57.48 41.68	2:40.03 42.55	10.91
33	2	5	CULINA Nika	22 OCT 2001	CRO	0.81	35.71	1:16.63 40.92	1:58.16 41.53	2:40.34 42.18	11.22
34	2	2	HUSZAR Ingrid	9 JUN 2003	ROU	0.82	35.89	1:16.06 40.17	1:58.17 42.11	2:40.65 42.48	11.53
35	1	5	TADIC Tina	8 JAN 2003	BIH	0.67	37.63	1:20.12 42.49	2:03.94 43.82	2:48.65 44.71	19.53
	2	6	BASSO BERT Clara	26 JAN 2001	FRA					DNS	
	2	7	SAMANCI Gulsen Beste	21 FEB 2000	TUR					DNS	
	3	3	KUCHERAN Nina	3 JUL 2000	CAN					DNS	
	3	5	McSHARRY Mona	21 AUG 2000	IRL					DNS	
	2	3	LAHTINEN Laura	3 JUN 2003	FIN					DSQ	

Legend:

Q Qualified for next phase

R.T. Reaction Time



Results Summary

Event Number 34

Rank	Heat	Lane	Name	Date of Birth	NOC Code	R.T.	50m	100m	150m	Time	Time Behind
1	3	4	KESIL Denys	26 OCT 2000	UKR	0.69	25.89	56.13 30.24	1:27.27 31.14	1:57.70 30.43	Q
2	5	4	MILAK Kristof	20 FEB 2000	HUN	0.67	26.18	56.61 30.43	1:28.15 31.54	1:58.07 29.92	0.37 Q
3	5	5	WANG Kuanhung	23 JAN 2002	TPE	0.56	26.74	57.10 30.36	1:28.01 30.91	1:58.71 30.70	1.01 Q
4	4	4	BURDISSO Federico	20 SEP 2001	ITA	0.72	25.63	54.95 29.32	1:26.66 31.71	1:59.78 33.12	2.08 Q
5	4	5	PARK Junghun	18 MAR 2001	KOR	0.62	26.57	57.24 30.67	1:28.92 31.68	2:00.52 31.60	2.82 Q
6	5	2	SIRE FIGUERAS Ferran	11 JAN 2001	ESP	0.63	27.66	58.25 30.59	1:29.67 31.42	2:01.39 31.72	3.69 Q
7	4	7	ISHIKAWA Shinnosuke	8 DEC 2000	JPN	0.68	26.19	56.90 30.71	1:28.70 31.80	2:01.47 32.77	3.77 Q
8	3	3	JOHNSON Jake	29 FEB 2000	USA	0.69	27.01	57.58 30.57	1:29.38 31.80	2:01.62 32.24	3.92 Q
9	5	6	PONTI Noe	1 JUN 2001	SUI	0.73	26.99	58.28 31.29	1:29.49 31.21	2:01.66 32.17	3.96
10	4	2	TROIANOVSKYI Ihor	9 AUG 2002	UKR	0.63	27.13	57.87 30.74	1:29.59 31.72	2:01.80 32.21	4.10
11	5	3	SHEN Jiahao	17 MAY 2001	CHN	0.65	26.91	57.59 30.68	1:30.19 32.60	2:01.81 31.62	4.11
12	3	6	HLOBEN Adam	2 MAY 2001	CZE	0.76	27.43	59.44 32.01	1:30.71 31.27	2:02.48 31.77	4.78
13	5	1	du PREEZ Ethan Mauritz	9 JUN 2003	RSA	0.77	26.69	56.39 29.70	1:28.85 32.46	2:02.76 33.91	5.06
14	4	3	ONG Jung Yi	15 MAR 2001	SGP	0.64	26.95	57.43 30.48	1:30.67 33.24	2:02.99 32.32	5.29
15	3	5	INGENRIETH Maurice	11 MAY 2000	GER	0.76	26.68	57.74 31.06	1:29.36 31.62	2:03.13 33.77	5.43
16	5	7	SHAMSHURIN Ivan	28 JUN 2001	BLR	0.65	26.79	58.55 31.76	1:29.75 31.20	2:03.19 33.44	5.49
17	2	3	ANDRADE Enrique	8 MAY 2000	VEN	0.65	28.01	58.98 30.97	1:31.52 32.54	2:03.56 32.04	5.86
18	4	6	ARROYO Jarod	2 JAN 2001	PUR	0.71	26.90	58.04 31.14	1:29.89 31.85	2:03.61 33.72	5.91
19	2	5	LIM Nicholas	1 APR 2001	HKG	0.69	27.19	57.72 30.53	1:30.07 32.35	2:04.08 34.01	6.38
20	1	5	TURAN Efe	17 SEP 2000	TUR	0.77	27.85	59.18 31.33	1:31.69 32.51	2:04.65 32.96	6.95
21	2	8	YORKE Kael	22 APR 2000	TTO	0.68	27.02	58.71 31.69	1:31.00 32.29	2:05.03 34.03	7.33
22	2	4	PASETA Adrian	17 MAR 2001	PER	0.60	27.49	58.72 31.23	1:31.33 32.61	2:05.05 33.72	7.35
23	4	8	LIENDO Joshua	20 AUG 2002	CAN	0.67	26.93	58.62 31.69	1:30.41 31.79	2:05.11 34.70	7.41
24	4	1	MAJERSKI Jakub	18 AUG 2000	POL	0.71	27.63	58.62 30.99	1:31.60 32.98	2:05.27 33.67	7.57
25	3	8	KORDEZ Gal	8 NOV 2000	SLO	0.68	26.86	58.32 31.46	1:30.01 31.69	2:05.62 35.61	7.92
26	3	1	AHMED MOHAMED Mohamed	23 JUL 2000	EGY	0.70	28.49	59.53 31.04	1:32.64 33.11	2:05.79 33.15	8.09
27	2	6	PETCHAKUL Sarith	25 OCT 2001	THA	0.72	27.46	59.34 31.88	1:31.83 32.49	2:05.83 34.00	8.13
28	3	2	KARACIC Dominik	9 JAN 2000	CRO	0.68	27.66	59.54 31.88	1:33.15 33.61	2:06.43 33.28	8.73
29	5	8	LOW Low Zheng Yong	8 NOV 2002	MAS	0.68	28.04	1:00.89 32.85	1:33.73 32.84	2:06.87 33.14	9.17



Results Summary


Event Number 34

Rank	Heat	Lane	Name	Date of Birth	NOC Code	R.T.	50m	100m	150m	Time	Time Behind
30	2	7	ARYALINGGA Azel Zelmi	10 JUN 2001	INA	0.67	27.47	58.59 31.12	1:30.62 32.03	2:06.88 36.26	9.18
31	1	3	SCHNAPP Benjamin	11 MAY 2001	CHI	0.77	27.75	59.73 31.98	1:33.11 33.38	2:07.86 34.75	10.16
32	3	7	TODOROV Tihomir	12 JUL 2000	BUL	0.65	27.83	1:00.01 32.18	1:32.69 32.68	2:08.22 35.53	10.52
33	1	6	GONZALEZ PINERO Joaquin	6 NOV 2002	ARG	0.72	28.56	1:00.85 32.29	1:33.83 32.98	2:08.57 34.74	10.87
34	1	4	BALAMANE Moncef Aymen	9 APR 2001	ALG	0.66	27.99	1:00.51 32.52	1:33.96 33.45	2:08.73 34.77	11.03
35	2	2	SOAMMANUS Jeerakit	19 APR 2000	THA	0.72	28.48	1:00.07 31.59	1:35.38 35.31	2:12.02 36.64	14.32
36	1	2	PUYO Emilien	22 JAN 2003	MON	0.78	30.53	1:05.59 35.06	1:42.10 36.51	2:19.20 37.10	21.50
	2	1	HANSON Robin	2 APR 2001	SWE					DNS	

Legend:

Q Qualified for next phase

R.T. Reaction Time


FRI 12 OCT 2018

Start Time 10:52

Results Summary

Event Number 35

Rank	Heat	Lane	Name	Date of Birth	NOC Code	R.T.	Time	Time Behind							
1	4	4	KESELY Ajna	10 SEP 2001	HUN	0.73	4:10.74	Q							
50m	29.56	100m	1:01.30 31.74	150m	1:32.79 31.49	200m	2:04.42 31.63	250m	2:36.09 31.67	300m	3:07.94 31.85	350m	3:39.58 31.64	4:10.74	
2	3	4	PIGNATIELLO DN	19 APR 2000	ARG	0.75	4:11.86	1.12 Q							
50m	29.47	100m	1:00.68 31.21	150m	1:32.30 31.62	200m	2:04.20 31.90	250m	2:36.23 32.03	300m	3:08.18 31.95	350m	3:40.47 32.29	4:11.86	
3	4	5	KAHLER Marlene	15 MAY 2001	AUT	0.74	4:13.10	2.36 Q							
50m	29.67	100m	1:01.71 32.04	150m	1:32.92 31.21	200m	2:04.72 31.80	250m	2:36.37 31.65	300m	3:08.81 32.44	350m	3:40.96 32.15	4:13.10	
4	2	5	OLIVA NJM	20 DEC 2001	PHI	0.68	4:16.72	5.98 Q							
50m	30.12	100m	1:02.51 32.39	150m	1:34.63 32.12	200m	2:07.57 32.94	250m	2:39.89 32.32	300m	3:13.09 33.20	350m	3:45.52 32.43	4:16.72	
5	3	2	COETZEE Dune	14 MAY 2002	RSA	0.71	4:16.73	5.99 Q							
50m	30.17	100m	1:02.03 31.86	150m	1:34.93 32.90	200m	2:07.01 32.08	250m	2:39.67 32.66	300m	3:12.14 32.47	350m	3:45.33 33.19	4:16.73	
6	4	7	SIMS Kaitlynn	27 NOV 2000	USA	0.84	4:16.91	6.17 Q							
50m	29.97	100m	1:02.13 32.16	150m	1:33.52 31.39	200m	2:05.86 32.34	250m	2:37.61 31.75	300m	3:11.33 33.72	350m	3:44.23 32.90	4:16.91	
7	4	1	DINI Delfina Veronica	7 OCT 2001	ARG	0.75	4:17.00	6.26 Q							
50m	29.89	100m	1:01.80 31.91	150m	1:34.76 32.96	200m	2:07.38 32.62	250m	2:40.34 32.96	300m	3:13.25 32.91	350m	3:46.03 32.78	4:17.00	
8	3	8	GALISTEO ZAPATERO Andrea	21 APR 2001	ESP	0.76	4:17.07	6.33 Q							
50m	30.25	100m	1:02.89 32.64	150m	1:34.75 31.86	200m	2:07.60 32.85	250m	2:39.73 32.13	300m	3:12.66 32.93	350m	3:44.86 32.20	4:17.07	
9	4	8	FAIRWEATHER Erika	31 DEC 2003	NZL	0.75	4:17.43	6.69							
50m	29.67	100m	1:02.14 32.47	150m	1:33.83 31.69	200m	2:07.10 33.27	250m	2:39.49 32.39	300m	3:13.08 33.59	350m	3:45.54 32.46	4:17.43	
10	2	4	GAN Ching Hwee	22 JUL 2003	SGP	0.66	4:17.86	7.12							
50m	29.81	100m	1:02.04 32.23	150m	1:34.61 32.57	200m	2:07.20 32.59	250m	2:39.96 32.76	300m	3:12.82 32.86	350m	3:45.81 32.99	4:17.86	
11	3	3	RIEDER Celine	18 JAN 2001	GER	0.72	4:18.10	7.36							
50m	30.44	100m	1:02.17 31.73	150m	1:35.00 32.83	200m	2:07.26 32.26	250m	2:40.43 33.17	300m	3:13.25 32.82	350m	3:46.76 33.51	4:18.10	
12	3	6	TREVISAN RAURICH Rafaela	31 OCT 2000	BRA	0.72	4:18.71	7.97							
50m	29.77	100m	1:02.64 32.87	150m	1:35.64 33.00	200m	2:09.17 33.53	250m	2:41.68 32.51	300m	3:14.80 33.12	350m	3:47.14 32.34	4:18.71	
13	3	5	BAROCSAI Petra	7 NOV 2001	HUN	0.67	4:18.95	8.21							
50m	30.05	100m	1:02.61 32.56	150m	1:35.38 32.77	200m	2:08.51 33.13	250m	2:41.34 32.83	300m	3:14.50 33.16	350m	3:47.18 32.68	4:18.95	
14	3	7	HO Tinky	30 APR 2002	HKG	0.69	4:19.49	8.75							
50m	29.73	100m	1:02.24 32.51	150m	1:35.13 32.89	200m	2:08.57 33.44	250m	2:41.34 32.77	300m	3:15.16 33.82	350m	3:47.64 32.48	4:19.49	
15	4	6	DONOHUE Maddie	16 NOV 2001	USA	0.76	4:19.54	8.80							
50m	30.08	100m	1:02.45 32.37	150m	1:34.48 32.03	200m	2:07.71 33.23	250m	2:40.32 32.61	300m	3:14.01 33.69	350m	3:46.95 32.94	4:19.54	
16	2	3	RYPESTOEL Malene	5 MAR 2001	NOR	0.79	4:21.28	10.54							
50m	30.14	100m	1:02.63 32.49	150m	1:36.67 34.04	200m	2:10.28 33.61	250m	2:44.31 34.03	300m	3:17.58 33.27	350m	3:50.16 32.58	4:21.28	
17	3	1	KNOP Aleksandra	9 SEP 2003	POL	0.61	4:22.09	11.35							
50m	30.54	100m	1:02.61 32.07	150m	1:35.77 33.16	200m	2:08.28 32.51	250m	2:41.91 33.63	300m	3:15.63 33.72	350m	3:49.43 33.80	4:22.09	
18	4	2	BEAVON Kate Jean	17 APR 2000	RSA	0.78	4:22.48	11.74							
50m	30.01	100m	1:01.55 31.54	150m	1:34.56 33.01	200m	2:07.44 32.88	250m	2:41.65 34.21	300m	3:15.25 33.60	350m	3:49.23 33.98	4:22.48	
19	4	3	CREVAR Anja	24 MAY 2000	SRB	0.69	4:22.89	12.15							
50m	29.97	100m	1:01.69 31.72	150m	1:33.86 32.17	200m	2:06.45 32.59	250m	2:40.18 33.73	300m	3:14.22 34.04	350m	3:48.91 34.69	4:22.89	
20	2	6	BELLO Samantha	27 APR 2003	PER	0.77	4:23.27	12.53							
50m	30.56	100m	1:03.99 33.43	150m	1:37.52 33.53	200m	2:11.26 33.74	250m	2:43.82 32.56	300m	3:17.29 33.47	350m	3:50.27 32.98	4:23.27	



Results Summary

Event Number 35

Rank	Heat	Lane	Name	Date of Birth	NOC Code	R.T.	Time	Time Behind						
21	2	1	MALUKA Ieva	9 APR 2003	LAT	0.70	4:24.64	13.90						
50m	30.37	100m	1:02.67 32.30	150m	1:36.17 33.50	200m	2:09.85 33.68	250m	2:43.99 34.14	300m	3:17.68 33.69	350m	3:51.74 34.06	32.90
22	2	2	VALLONI Arianna	10 APR 2001	SMR	0.79	4:26.87	16.13						
50m	31.79	100m	1:04.40 32.61	150m	1:38.11 33.71	200m	2:11.50 33.39	250m	2:45.69 34.19	300m	3:19.03 33.34	350m	3:53.54 34.51	33.33
23	2	7	FRAZAO Alexandra	27 APR 2002	POR	0.72	4:27.00	16.26						
50m	31.08	100m	1:04.88 33.80	150m	1:37.85 32.97	200m	2:11.76 33.91	250m	2:44.78 33.02	300m	3:19.27 34.49	350m	3:52.97 33.70	34.03
24	1	4	ATEF Sandy	9 MAY 2000	EGY	0.77	4:30.88	20.14						
50m	30.65	100m	1:04.02 33.37	150m	1:38.99 34.97	200m	2:14.12 35.13	250m	2:49.51 35.39	300m	3:23.87 34.36	350m	3:58.17 34.30	32.71
25	1	5	KUIPERS Natalia	13 JUN 2002	ISV	0.77	4:45.60	34.86						
50m	31.75	100m	1:06.61 34.86	150m	1:42.12 35.51	200m	2:18.62 36.50	250m	2:55.41 36.79	300m	3:32.85 37.44	350m	4:10.14 37.29	35.46
26	1	3	ROCK Katie	13 JUL 2003	ALB	0.68	4:50.72	39.98						
50m	33.33	100m	1:08.98 35.65	150m	1:46.56 37.58	200m	2:23.48 36.92	250m	3:01.03 37.55	300m	3:37.80 36.77	350m	4:15.05 37.25	35.67

Legend:
Q Qualified for next phase **R.T.** Reaction Time



Results Summary

Event Number 36

Rank	Heat	Lane	NOC / Name	Gender	R.T.	50m	100m	Time	Time Behind
1	4	8	P. R. of China					3:53.10	
			PENG Xuwei	F	0.61	29.56	1:01.64	1:01.64	
			SUN Jiajun	M	0.38	27.99	1:01.60	2:03.24	
			HONG Jinquan	M	0.42	25.13	54.25	2:57.49	
			YANG Junxuan	F	0.34	26.26	55.61	3:53.10	
2	2	3	Japan					3:54.14	1.04
			KOJIMA Miku	F	0.64	31.40	1:03.96	1:03.96	
			HANAGURUMA Yu	M	0.10	29.10	1:01.80	2:05.76	
			ISHIKAWA Shinnosuke	M	0.19	24.77	52.96	2:58.72	
			IKEMOTO Nagisa	F	0.21	26.40	55.42	3:54.14	
3	4	4	Russian Federation					3:54.42	1.32
			EGOROVA Polina	F	0.68	30.38	1:02.33	1:02.33	
			GERASIMENKO Vladislav	M	0.19	29.27	1:01.91	2:04.24	
			MARKOV Daniil	M	0.36	24.63	54.89	2:59.13	
			KLEVANOVICH Elizaveta	F	0.39	26.84	55.29	3:54.42	
4	3	4	Canada					3:55.37	2.27
			BROAD Madison	F	0.63	29.63	1:02.17	1:02.17	
			MILANOVICH Alexander	M	0.14	28.52	1:03.12	2:05.29	
			LIENDO Joshua	M	0.22	25.57	54.55	2:59.84	
			LEIBEL Kyla	F	0.23	26.29	55.53	3:55.37	
5	2	1	Norway					3:57.33	4.23
			LOEYNING Ingeborg Vassbakk	F	0.62	30.99	1:02.83	1:02.83	
			GRINDHEIM Andre Klippenberg	M	0.18	29.90	1:04.56	2:07.39	
			HVAS Tomoe	M	0.05	23.88	52.34	2:59.73	
			RYPESTOEL Malene	F	0.35	28.02	57.60	3:57.33	
6	4	5	United States of America					3:57.46	4.36
			WHITE Rhyan	F	0.61	29.79	1:02.17	1:02.17	
			DANG Ethan	M	0.20	29.64	1:04.62	2:06.79	
			JOHNSON Jake	M	0.44	25.11	54.30	3:01.09	
			DOUGLASS Kate	F	0.44	27.01	56.37	3:57.46	
7	3	1	France					3:57.80	4.70
			TOULI Lila	F	0.61	31.01	1:03.35	1:03.35	
			BASSO BERT Clara	F	0.25	33.11	1:09.95	2:13.30	
			COMTE Serguei	M	0.43	24.97	54.02	3:07.32	
			DELICES Jean-Marc	M	0.25	24.05	50.48	3:57.80	
8	3	8	Germany					3:58.07	4.97
			MROZINSKI Julia Maria	F	0.66	30.36	1:03.64	1:03.64	
			KRONIGER Anna	F	0.20	32.76	1:11.71	2:15.35	
			ARMBRUSTER Luca Nik	M	0.21	23.96	53.15	3:08.50	
			MIROSLAW Rafael	M	0.12	23.09	49.57	3:58.07	
9	2	8	Australia					3:58.41	5.31
			McKEOWN Kaylee	F	0.59	29.42	1:01.34	1:01.34	
			HODGES Chelsea	F	0.52	31.84	1:10.37	2:11.71	
			JACKSON Joseph	M	0.22	25.86	56.63	3:08.34	
			BRINKWORTH Ashton	M	0.22	23.81	50.07	3:58.41	
10	4	7	Poland					3:58.76	5.66
			KNOP Aleksandra	F	0.63	30.35	1:03.83	1:03.83	
			KALUSOWSKI Jan	M	0.15	28.87	1:03.70	2:07.53	
			MAJERSKI Jakub	M	0.39	25.11	53.94	3:01.47	
			FIEDKIEWICZ Kornelia	F	0.08	26.75	57.29	3:58.76	
11	2	7	Sweden					3:59.12	6.02
			SEELIGER Bjoern	M	0.59	26.92	57.57	57.57	
			BRUNZELL Hannah	F	0.37	32.44	1:11.14	2:08.71	
			JUNEVIK Sara	F	0.31	26.78	1:00.40	3:09.11	
			HANSON Robin	M	0.35	23.74	50.01	3:59.12	



Results Summary

Event Number 36

Rank	Heat	Lane	NOC / Name	Gender	R.T.	50m	100m	Time	Time Behind
12	4	2	Brazil					3:59.45	6.35
			de GOEIJ Fernanda	F	0.60	30.81	1:02.79	1:02.79	
			PINHEIRO de SOUZA Vitor	M	0.45	30.57	1:04.95	2:07.74	
			de CARVALHO PESSANHA Maria Luiza	F	0.29	28.77	1:01.55	3:09.29	
			MARTINS COSTA PEIXOTO Lucas	M	0.06	24.28	50.16	3:59.45	
13	1	3	Israel					3:59.68	6.58
			GORBENKO Anastasia	F	0.68	30.42	1:01.69	1:01.69	
			COHEN GROUMI Gal	M	0.19	30.83	1:05.78	2:07.47	
			POLONSKY Lea	F	0.29	28.74	1:01.85	3:09.32	
			LOKTEV Denis	M	0.09	24.14	50.36	3:59.68	
14	2	4	South Africa					4:01.33	8.23
			DUVENHAGE Hendrik Petrus	M	0.60	27.45	57.58	57.58	
			HOULIE Michael James	M	0.25	27.46	1:01.74	1:59.32	
			COETZEE Dune	F	0.59	29.82	1:03.42	3:02.74	
			MUNDELL Christin	F	0.33	28.24	58.59	4:01.33	
15	2	5	Hong Kong, China					4:02.51	9.41
			KAN Natalie	F	0.60	31.32	1:04.96	1:04.96	
			MOK Marcus	M	0.49	30.58	1:04.31	2:09.27	
			LIM Nicholas	M	0.37	25.68	55.61	3:04.88	
			HO Tinky	F	0.23	27.77	57.63	4:02.51	
16	1	6	Switzerland					4:03.37	10.27
			PONTI Noe	M	0.65	28.19	58.16	58.16	
			ONIEVA HENRICH Elena	F	0.50	34.71	1:13.75	2:11.91	
			DJAKOVIC Antonio	M	0.39	25.36	54.39	3:06.30	
			RICHTER Leoni	F	0.18	26.84	57.07	4:03.37	
17	1	5	Mexico					4:03.96	10.86
			CRUZ ZUNIGA Guillermo Ruben	M	0.58	28.45	58.50	58.50	
			PUENTE BUSTAMANTE Andres Eduardo	M	0.41	28.84	1:03.72	2:02.22	
			GUEVARA HERNANDEZ Miriam Carolina	F	0.64	28.68	1:02.08	3:04.30	
			SANSORES de la FUENTE Tayde Andrea	F	0.61	27.88	59.66	4:03.96	
18	3	7	Lithuania					4:04.02	10.92
			TAUTKUS Alanas	M	0.58	27.71	57.04	57.04	
			TETEREVKOVA Kotryna	F	0.42	32.40	1:09.26	2:06.30	
			SELEIKAITE Agne	F	0.27	28.36	1:05.77	3:12.07	
			PAVLIDI Arijus	M	0.28	24.39	51.95	4:04.02	
19	3	5	Argentina					4:04.39	11.29
			MENDEZ Juan Ignacio	M	0.55	28.36	58.27	58.27	
			ALBORZEN Maria Selene	F	0.36	33.62	1:11.99	2:10.26	
			GONZALEZ PINERO Joaquin	M	0.41	27.04	57.72	3:07.98	
			LEMA Julieta	F	0.42	26.60	56.41	4:04.39	
20	3	2	Republic Of Moldova					4:04.74	11.64
			SALCUTAN Tatiana	F	0.64	30.91	1:02.60	1:02.60	
			MOSCENSCAIA Anastasia	F	0.57	33.74	1:11.36	2:13.96	
			BORTNICOV Nichita	M	0.33	27.02	57.80	3:11.76	
			SEMIDETNOV Ivan	M	0.32	25.12	52.98	4:04.74	
21	3	3	Singapore					4:05.67	12.57
			GAN Ching Hwee	F	0.57	33.70	1:08.15	1:08.15	
			ANG Maximillian Wei	M	0.44	30.22	1:04.72	2:12.87	
			ONG Jung Yi	M	0.50	25.97	55.10	3:07.97	
			CHUE Christie May	F	0.53	27.69	57.70	4:05.67	
22	3	6	Finland					4:07.84	14.74
			KALLSTROM Roni	M	0.60	27.95	58.10	58.10	
			LAHTINEN Laura	F	0.36	33.80	1:13.74	2:11.84	
			HEINOLA Nea-Amanda	F	0.49	28.33	1:02.75	3:14.59	
			BELFER Alexey	M	0.37	24.81	53.25	4:07.84	



Results Summary

Event Number 36

Rank	Heat	Lane	NOC / Name	Gender	R.T.	50m	100m	Time	Time Behind
23	2	2	Croatia					4:09.71	16.61
			SULENTA Lucija	F	0.67	32.24	1:06.30	1:06.30	
			CULINA Nika	F	0.25	34.72	1:13.81	2:20.11	
			KARACIC Dominik	M	0.16	25.81	56.66	3:16.77	
			MARIC Ognjen	M	0.09	25.26	52.94	4:09.71	
24	4	1	Kazakhstan					4:15.60	22.50
			REZVANTSEVA Anastassiya	F	0.71	31.95	1:05.41	1:05.41	
			NAZAROVA Diana	F	0.62	37.87	1:20.34	2:25.75	
			SHATSKOV Kirill	M	0.50	26.10	56.39	3:22.14	
			OKHOTINSKIY Alen	M	0.47	25.70	53.46	4:15.60	
25	1	4	Colombia					4:18.04	24.94
			RINCON VELASCO Anthony	M	0.55	27.57	57.14	57.14	
			ROMAN MANTILLA Maria Clara	F	0.29	39.72	1:24.79	2:21.93	
			BECERRA QUINTANILLA Valentina	F	0.34	28.81	1:02.54	3:24.47	
			MORALES RESTREPO Juan Manuel	M	0.24	25.99	53.57	4:18.04	
26	2	6	Uzbekistan					4:18.99	25.89
			UMUROV Akhmadjon	M	0.66	29.34	1:02.12	1:02.12	
			SIDORCHUK Aleksey	M	0.35	30.58	1:05.80	2:07.92	
			MENLIBAEVA Bibigul	F	0.45	31.79	1:10.40	3:18.32	
			KRITININA Natalya	F	0.27	28.17	1:00.67	4:18.99	
27	4	3	Chile					4:21.96	28.86
			ARDILES Trinidad Paz	F	0.67	32.00	1:05.38	1:05.38	
			MARIN Ines	F	0.32	38.94	1:23.60	2:28.98	
			SCHNAPP Benjamin	M	0.71	26.64	57.98	3:26.96	
			VALDIVIESO Martin Ignacio	M	0.39	25.70	55.00	4:21.96	

Legend:

F Female

M Men

Q Qualified for next phase

R.T. Reaction Time



Results Summary

Event Number 27

Rank	Heat	Lane	Name	Date of Birth	NOC Code	R.T.	Time	Time Behind
1	1	4	SEEMANOVA Barbora	1 APR 2000	CZE	0.66	25.14	
2	1	1	YAMAMOTO Mayuka	14 FEB 2000	JPN	0.62	25.39	0.25
3	1	3	YANG Junxuan	26 JAN 2002	CHN	0.68	25.47	0.33
3	1	6	KLANCAR Neza	19 FEB 2000	SLO	0.76	25.47	0.33
5	1	5	McSHARRY Mona	21 AUG 2000	IRL	0.66	25.54	0.40
6	1	2	PETKOVA Diana	10 JUN 2000	BUL	0.71	25.56	0.42
7	1	7	DOUGLASS Kate	17 NOV 2001	USA	0.73	25.83	0.69
8	1	8	KLEVANOVICH Elizaveta	22 MAR 2001	RUS	0.77	26.05	0.91

Legend:

R.T. Reaction Time



Results Summary

Event Number 32

Rank	Heat	Lane	Name	Date of Birth	NOC Code	R.T.	50m	100m	150m	Time	Time Behind
1	1	4	KOLESNIKOV Kliment	9 JUL 2000	RUS	0.67	27.48	56.57 29.09	1:26.55 29.98	1:56.14 29.59	
2	1	5	MARTIN Daniel Cristian	5 OCT 2000	ROU	0.62	27.75	57.82 30.07	1:27.63 29.81	1:58.20 30.57	2.06
3	1	3	MARTOS BACARIZO Manuel	31 OCT 2000	ESP	0.53	28.06	58.10 30.04	1:29.07 30.97	1:59.37 30.30	3.23
4	1	6	HARDER Ethan	25 JUN 2000	USA	0.55	28.21	58.53 30.32	1:29.15 30.62	1:59.79 30.64	3.65
5	1	2	CHUANG Mu-Lun	6 FEB 2001	TPE	0.63	28.92	59.21 30.29	1:30.69 31.48	2:01.64 30.95	5.50
6	1	1	PAVLIDI Arijus	8 APR 2002	LTU	0.67	29.06	59.69 30.63	1:31.27 31.58	2:02.32 31.05	6.18
7	1	8	RINCON VELASCO Anthony	20 APR 2001	COL	0.56	28.40	59.70 31.30	1:30.95 31.25	2:02.48 31.53	6.34
8	1	7	STSEGLOV Ivan	8 JUL 2000	EST	0.55	28.03	59.43 31.40	1:30.59 31.16	2:02.63 32.04	6.49

Legend:

R.T. Reaction Time



Results Summary

Event Number 29

Rank	Heat	Lane	Name	Date of Birth	NOC Code	R.T.	50m	Time	Time Behind
1	1	3	EGOROVA Polina	25 FEB 2000	RUS	0.70	27.96	59.22 31.26	
2	1	5	KOEHLER Angelina	12 NOV 2000	GER	0.75	27.65	59.44 31.79	0.22
3	1	4	SHKURDAI Anastasiya	3 JAN 2003	BLR	0.67	27.45	59.76 32.31	0.54
4	1	6	LIN Xintong	4 JUL 2000	CHN	0.76	27.53	1:00.35 32.82	1.13
5	1	1	JUNEVIK Sara	14 FEB 2000	SWE	0.78	27.98	1:00.41 32.43	1.19
6	1	2	GUEVARA HERNANDEZ	7 JUL 2000	MEX	0.66	28.36	1:00.90 32.54	1.68
7	1	8	KAN Natalie	30 APR 2002	HKG	0.70	28.25	1:01.21 32.96	1.99
8	1	7	OZKAN Aleyna	1 FEB 2002	TUR	0.69	28.45	1:01.47 33.02	2.25

Legend:

R.T. Reaction Time



Results Summary

Event Number 28

Rank	Heat	Lane	Name	Date of Birth	NOC Code	R.T.	50m	Time	Time Behind
1	1	6	MINAKOV Andrei	17 MAR 2002	RUS	0.65	23.53	49.23 25.70	
2	1	4	KRASKA Jakub	19 APR 2000	POL	0.68	23.83	49.26 25.43	0.03
3	1	2	HANSON Robin	2 APR 2001	SWE	0.62	24.13	49.52 25.39	0.29
4	1	5	CALVELO de SOUZA A	11 AUG 2000	BRA	0.62	23.75	49.86 26.11	0.63
5	1	3	LEE Yooyeon	4 SEP 2000	KOR	0.68	24.06	50.10 26.04	0.87
6	1	7	MIROSLAW Rafael	25 MAR 2001	GER	0.67	23.82	50.13 26.31	0.90
7	1	8	HONG Jinquan	23 MAR 2003	CHN	0.68	24.11	50.35 26.24	1.12
8	1	1	MARTINS COSTA PEI.	5 SEP 2000	BRA	0.63	24.57	50.43 25.86	1.20

Legend:
R.T. Reaction Time



Results Summary

Event Number 33

Rank	Heat	Lane	Name	Date of Birth	NOC Code	R.T.	50m	100m	150m	Time	Time Behind
1	1	4	ASABA Shiori	4 AUG 2000	JPN	0.74	34.11	1:11.30 37.19	1:48.57 37.27	2:26.80 38.23	
2	1	8	TETEREVKOVA Kotryna	23 JAN 2002	LTU	0.72	33.37	1:11.79 38.42	1:49.60 37.81	2:28.18 38.58	1.38
3	1	7	WANG Heesong	15 DEC 2003	KOR	0.73	33.70	1:11.96 38.26	1:50.00 38.04	2:28.83 38.83	2.03
4	1	5	ZHENG Muyan	19 AUG 2002	CHN	0.66	34.15	1:11.70 37.55	1:49.63 37.93	2:28.99 39.36	2.19
5	1	6	VAZQUEZ RUIZ Alba	24 FEB 2002	ESP	0.74	33.86	1:11.83 37.97	1:50.04 38.21	2:29.01 38.97	2.21
6	1	3	MAKAROVA Anastasia	8 JAN 2003	RUS	0.69	35.95	1:13.70 37.75	1:52.03 38.33	2:29.03 37.00	2.23
7	1	1	YUN Eunsol	22 MAR 2002	KOR	0.65	34.74	1:12.39 37.65	1:51.08 38.69	2:30.33 39.25	3.53
8	1	2	KRONIGER Anna	23 JUN 2000	GER	0.70	34.45	1:12.93 38.48	1:52.08 39.15	2:30.93 38.85	4.13

Legend:

R.T. Reaction Time



Results Summary

Event Number 34

Rank	Heat	Lane	Name	Date of Birth	NOC Code	R.T.	50m	100m	150m	Time	Time Behind
1	1	5	MILAK Kristof	20 FEB 2000	HUN	0.66	25.15	54.44 29.29	1:24.17 29.73	1:54.89 30.72	
2	1	4	KESIL Denys	26 OCT 2000	UKR	0.69	25.63	55.85 30.22	1:25.90 30.05	1:55.89 29.99	1.00
3	1	6	BURDISSO Federico	20 SEP 2001	ITA	0.72	25.06	54.81 29.75	1:24.72 29.91	1:57.16 32.44	2.27
4	1	3	WANG Kuanhung	23 JAN 2002	TPE	0.57	26.10	55.76 29.66	1:26.43 30.67	1:57.45 31.02	2.56
5	1	2	PARK Junghun	18 MAR 2001	KOR	0.60	26.55	56.81 30.26	1:27.85 31.04	1:58.67 30.82	3.78
6	1	1	ISHIKAWA Shinnosuke	8 DEC 2000	JPN	0.63	26.13	55.32 29.19	1:26.60 31.28	1:59.42 32.82	4.53
7	1	7	SIRE FIGUERAS Ferran	11 JAN 2001	ESP	0.65	26.93	57.84 30.91	1:29.32 31.48	2:01.88 32.56	6.99
8	1	8	JOHNSON Jake	29 FEB 2000	USA	0.66	26.63	57.97 31.34	1:29.82 31.85	2:02.10 32.28	7.21

Legend:
R.T. Reaction Time



Results Summary

Event Number 35

Rank	Heat	Lane	Name	Date of Birth	NOC Code	R.T.	Time	Time Behind
1	1	4	KESELY Ajna	10 SEP 2001	HUN	0.70	4:07.14	
50m	29.08	100m	1:00.15 150m 1:31.41	200m 2:02.88	250m 2:34.20	300m 3:05.76	350m 3:36.90	
			31.07 31.26	31.47	31.32	31.56	31.14	30.24
2	1	5	PIGNATIELLO DN	19 APR 2000	ARG	0.79	4:10.40	3.26
50m	29.14	100m	1:00.31 150m 1:31.81	200m 2:03.62	250m 2:35.20	300m 3:06.83	350m 3:38.80	
			31.17 31.50	31.81	31.58	31.63	31.97	31.60
3	1	3	KAHLER Marlene	15 MAY 2001	AUT	0.75	4:12.48	5.34
50m	29.28	100m	1:00.32 150m 1:31.87	200m 2:03.48	250m 2:35.60	300m 3:07.64	350m 3:40.42	
			31.04 31.55	31.61	32.12	32.04	32.78	32.06
4	1	2	COETZEE Dune	14 MAY 2002	RSA	0.68	4:15.27	8.13
50m	29.43	100m	1:00.53 150m 1:32.47	200m 2:04.54	250m 2:37.42	300m 3:10.43	350m 3:43.94	
			31.10 31.94	32.07	32.88	33.01	33.51	31.33
5	1	7	SIMS Kaitlynn	27 NOV 2000	USA	0.86	4:15.53	8.39
50m	29.95	100m	1:02.05 150m 1:33.67	200m 2:06.61	250m 2:38.68	300m 3:11.06	350m 3:43.17	
			32.10 31.62	32.94	32.07	32.38	32.11	32.36
6	1	6	OLIVA NJM	20 DEC 2001	PHI	0.68	4:16.61	9.47
50m	30.21	100m	1:02.63 150m 1:34.86	200m 2:07.41	250m 2:39.82	300m 3:12.85	350m 3:45.13	
			32.42 32.23	32.55	32.41	33.03	32.28	31.48
7	1	8	GALISTEO ZAPATERO Andrea	21 APR 2001	ESP	0.76	4:16.91	9.77
50m	30.13	100m	1:02.67 150m 1:34.79	200m 2:07.49	250m 2:39.69	300m 3:12.74	350m 3:45.07	
			32.54 32.12	32.70	32.20	33.05	32.33	31.84
8	1	1	DINI Delfina Veronica	7 OCT 2001	ARG	0.75	4:19.25	12.11
50m	29.91	100m	1:01.78 150m 1:34.49	200m 2:07.56	250m 2:40.58	300m 3:13.86	350m 3:46.79	
			31.87 32.71	33.07	33.02	33.28	32.93	32.46

Legend:
R.T. Reaction Time



Results Summary

Event Number 30

Rank	Heat	Lane	Name	Date of Birth	NOC Code	R.T.	Time	Time Behind
1	1	4	HOULIE Michael James	27 JUN 2000	RSA	0.61	27.51	
2	1	5	SUN Jiajun	1 AUG 2000	CHN	0.65	27.85	0.34
3	1	3	MILANOVICH Alexander	3 APR 2002	CAN	0.73	27.87	0.36
4	1	6	TANIGUCHI Taku	26 SEP 2001	JPN	0.62	28.20	0.69
5	1	1	PINHEIRO de SOUZA Vitor	1 DEC 2001	BRA	0.60	28.24	0.73
6	1	2	GERASIMENKO Vladislav	26 APR 2001	RUS	0.60	28.36	0.85
7	1	7	CORBEAU Caspar	3 APR 2001	NED	0.70	28.70	1.19
7	1	8	PETRASHOV Denis	1 FEB 2000	KGZ	0.72	28.70	1.19

Legend:

R.T. Reaction Time



Results Summary

Event Number 36

Rank	Heat	Lane	NOC / Name	Gender	R.T.	50m	100m	Time	Time Behind
1	1	4	P. R. of China					3:49.79	
			WANG Guanbin	M	0.55	26.65	55.31	55.31	
			SUN Jiajun	M	0.36	27.93	1:00.22	1:55.53	
			LIN Xintong	F	0.35	27.30	59.52	2:55.05	
			YANG Junxuan	F	0.32	26.42	54.74	3:49.79	
2	1	3	Russian Federation					3:51.46	1.67
			EGOROVA Polina	F	0.60	30.40	1:01.98	1:01.98	
			MAKAROVA Anastasia	F	0.31	33.38	1:10.00	2:11.98	
			MINAKOV Andrei	M	0.39	24.57	51.63	3:03.61	
			KOLESNIKOV Kliment	M	0.33	23.29	47.85	3:51.46	
3	1	5	Japan					3:51.74	1.95
			KOJIMA Miku	F	0.67	30.73	1:03.74	1:03.74	
			TANIGUCHI Taku	M	0.25	28.40	1:01.16	2:04.90	
			ISHIKAWA Shinnosuke	M	0.20	24.22	51.94	2:56.84	
			IKEMOTO Nagisa	F	0.35	26.17	54.90	3:51.74	
4	1	2	Norway					3:56.75	6.96
			LOEYNING Ingeborg Vassbakk	F	0.58	30.80	1:02.95	1:02.95	
			GRINDHEIM Andre Klippenberg	M	0.05	29.33	1:03.21	2:06.16	
			HVAS Tomoe	M	0.13	23.94	53.03	2:59.19	
			RYPESTOEL Malene	F	0.40	27.52	57.56	3:56.75	
5	1	7	United States of America					3:56.81	7.02
			WHITE Rhyan	F	0.59	29.90	1:02.18	1:02.18	
			DANG Ethan	M	0.16	29.64	1:04.34	2:06.52	
			JOHNSON Jake	M	0.29	25.16	54.40	3:00.92	
			DOUGLASS Kate	F	0.20	26.50	55.89	3:56.81	
6	1	1	France					3:57.25	7.46
			TOUILI Lila	F	0.60	30.85	1:03.56	1:03.56	
			BASSO BERT Clara	F	0.27	32.54	1:09.49	2:13.05	
			COMTE Serguei	M	0.32	24.76	53.88	3:06.93	
			DELICES Jean-Marc	M	0.30	24.14	50.32	3:57.25	
7	1	6	Canada					3:57.32	7.53
			BROAD Madison	F	0.71	29.71	1:02.68	1:02.68	
			MILANOVICH Alexander	M	0.58	29.05	1:04.86	2:07.54	
			LIENDO Joshua	M	0.10	24.71	53.75	3:01.29	
			LEIBEL Kyla	F	0.35	26.51	56.03	3:57.32	
8	1	8	Germany					3:57.88	8.09
			MROZINSKI Julia Maria	F	0.62	30.18	1:03.08	1:03.08	
			KRONIGER Anna	F	0.02	33.31	1:12.17	2:15.25	
			ARMBRUSTER Luca Nik	M	0.31	24.28	53.24	3:08.49	
			MIROSLAW Rafael	M	0.18	23.41	49.39	3:57.88	

Legend:
F Female

M Men

R.T. Reaction Time