



# RESULT BOOK

29TH Summer Universiade Taipei 2017



## Swimming





## DAILY SCHEDULE

每日賽程

Session	Start Time	Event	Event No.	Phase
Morning	09:00	Men's 400m Freestyle	1	Heats
	09:30	Women's 50m Butterfly	2	Heats
	09:46	Men's 100m Backstroke	3	Heats
	10:10	Women's 400m Individual Medley	4	Heats
	10:28	Men's 100m Breaststroke	5	Heats
	10:46	Women's 200m Backstroke	6	Heats
	11:01	Men's 50m Butterfly	7	Heats
	11:21	Women's 4x100m Freestyle Relay	8	Heats
	11:36	Men's 4x100m Freestyle Relay	9	Heats
Evening	19:02	Men's 400m Freestyle	1	Final
	19:10	Women's 50m Butterfly	2	Semifinals
	19:17	Men's 100m Backstroke	3	Semifinals
	19:25	Women's 400m Individual Medley	4	Final
	19:33	Men's 400m Freestyle	1	Medals Ceremony
	19:41	Men's 100m Breaststroke	5	Semifinals
	19:45	Women's 200m Backstroke	6	Semifinals
	19:54	Women's 400m Individual Medley	4	Medals Ceremony
	20:02	Men's 50m Butterfly	7	Semifinals
	20:09	Women's 4x100m Freestyle Relay	8	Final
	20:19	Men's 4x100m Freestyle Relay	9	Final
	20:29	Women's 4x100m Freestyle Relay	8	Medals Ceremony
	20:37	Men's 4x100m Freestyle Relay	9	Medals Ceremony

**Note:**  
Schedule is subject to change



## DAILY SCHEDULE

每日賽程

Session	Start Time	Event	Event No.	Phase
Morning	09:00	Men's 200m Freestyle	10	Heats
	09:24	Women's 100m Breaststroke	11	Heats
	09:36	Men's 200m Individual Medley	12	Heats
	09:57	Women's 100m Freestyle	13	Heats
	10:13	Men's 1500m Freestyle	14	Heats
Evening	19:02	Men's 50m Butterfly	7	Final
	19:07	Women's 100m Freestyle	13	Semifinals
	19:15	Men's 100m Backstroke	3	Final
	19:21	Men's 50m Butterfly	7	Medals Ceremony
	19:29	Women's 50m Butterfly	2	Final
	19:34	Men's 100m Breaststroke	5	Final
	19:39	Men's 100m Backstroke	3	Medals Ceremony
	19:47	Women's 100m Breaststroke	11	Semifinals
	19:55	Men's 200m Individual Medley	12	Semifinals
	20:06	Women's 50m Butterfly	2	Medals Ceremony
	20:14	Women's 200m Backstroke	6	Final
	20:19	Men's 200m Freestyle	10	Semifinals
	20:30	Men's 100m Breaststroke	5	Medals Ceremony
	20:38	Women's 200m Backstroke	6	Medals Ceremony

**Note:**  
Schedule is subject to change



## DAILY SCHEDULE

每日賽程

Session	Start Time	Event	Event No.	Phase
Morning	09:00	Men's 200m Butterfly	15	Heats
	09:18	Women's 200m Individual Medley	16	Heats
	09:38	Men's 200m Breaststroke	17	Heats
	09:59	Women's 100m Backstroke	18	Heats
	10:14	Men's 50m Backstroke	19	Heats
	10:30	Women's 1500m Freestyle	20	Heats
Evening	19:02	Men's 1500m Freestyle	14	Final
	19:22	Men's 200m Breaststroke	17	Semifinals
	19:32	Women's 200m Individual Medley	16	Semifinals
	19:42	Men's 1500m Freestyle	14	Medals Ceremony
	19:50	Men's 200m Freestyle	10	Final
	19:56	Women's 100m Breaststroke	11	Final
	20:02	Men's 200m Butterfly	15	Semifinals
	20:12	Men's 200m Freestyle	10	Medals Ceremony
	20:20	Women's 100m Freestyle	13	Final
	20:25	Men's 200m Individual Medley	12	Final
	20:32	Women's 100m Breaststroke	11	Medals Ceremony
	20:40	Women's 100m Backstroke	18	Semifinals
	20:48	Men's 50m Backstroke	19	Semifinals
	20:54	Women's 100m Freestyle	13	Medals Ceremony
21:02	Men's 200m Individual Medley	12	Medals Ceremony	

**Note:**  
Schedule is subject to change



## DAILY SCHEDULE

每日賽程

Session	Start Time	Event	Event No.	Phase
Morning	09:00	Women's 200m Breaststroke	21	Heats
	09:12	Men's 100m Freestyle	22	Heats
	09:36	Women's 100m Butterfly	23	Heats
	09:57	Men's 800m Freestyle	24	Heats
	10:35	Women's 4x200m Freestyle Relay	25	Heats
Evening	19:02	Women's 1500m Freestyle	20	Final
	19:22	Women's 200m Individual Medley	16	Final
	19:28	Men's 100m Freestyle	22	Semifinals
	19:36	Women's 1500m Freestyle	20	Medals Ceremony
	19:44	Women's 100m Butterfly	23	Semifinals
	19:52	Women's 200m Individual Medley	16	Medals Ceremony
	20:00	Men's 200m Breaststroke	17	Final
	20:08	Women's 100m Backstroke	18	Final
	20:13	Men's 200m Butterfly	15	Final
	20:21	Men's 200m Breaststroke	17	Medals Ceremony
	20:29	Women's 200m Breaststroke	21	Semifinals
	20:40	Men's 50m Backstroke	19	Final
	20:45	Women's 100m Backstroke	18	Medals Ceremony
	20:53	Women's 4x200m Freestyle Relay	25	Final
	21:05	Men's 200m Butterfly	15	Medals Ceremony
	21:13	Men's 50m Backstroke	19	Medals Ceremony
21:21	Women's 4x200m Freestyle Relay	25	Medals Ceremony	

**Note:**  
Schedule is subject to change



## DAILY SCHEDULE

每日賽程

Session	Start Time	Event	Event No.	Phase
Morning	09:00	Men's 200m Backstroke	26	Heats
	09:13	Women's 200m Freestyle	27	Heats
	09:32	Men's 100m Butterfly	28	Heats
	09:55	Women's 50m Backstroke	29	Heats
	10:07	Men's 50m Breaststroke	30	Heats
	10:25	Women's 800m Freestyle	31	Heats
Evening	19:02	Men's 800m Freestyle	24	Final
	19:13	Women's 200m Freestyle	27	Semifinals
	19:23	Men's 100m Butterfly	28	Semifinals
	19:31	Men's 800m Freestyle	24	Medals Ceremony
	19:39	Women's 200m Breaststroke	21	Final
	19:46	Men's 100m Freestyle	22	Final
	19:51	Women's 50m Backstroke	29	Semifinals
	19:57	Men's 200m Backstroke	26	Semifinals
	20:08	Women's 200m Breaststroke	21	Medals Ceremony
	20:16	Men's 100m Freestyle	22	Medals Ceremony
	20:24	Women's 100m Butterfly	23	Final
	20:29	Men's 50m Breaststroke	30	Semifinals
	20:36	Women's 100m Butterfly	23	Medals Ceremony

**Note:**  
Schedule is subject to change



## DAILY SCHEDULE

每日賽程

Session	Start Time	Event	Event No.	Phase
Morning	09:00	Women's 50m Breaststroke	32	Heats
	09:12	Men's 50m Freestyle	33	Heats
	09:36	Women's 200m Butterfly	34	Heats
	09:50	Women's 50m Freestyle	35	Heats
	10:06	Men's 4x200m Freestyle Relay	36	Heats
Evening	19:02	Women's 800m Freestyle	31	Final
	19:13	Women's 50m Breaststroke	32	Semifinals
	19:19	Men's 100m Butterfly	28	Final
	19:24	Women's 200m Freestyle	27	Final
	19:31	Women's 800m Freestyle	31	Medals Ceremony
	19:39	Men's 50m Freestyle	33	Semifinals
	19:46	Men's 100m Butterfly	28	Medals Ceremony
	19:54	Women's 200m Freestyle	27	Medals Ceremony
	20:04	Women's 50m Backstroke	29	Final
	20:10	Men's 200m Backstroke	26	Final
	20:17	Women's 200m Butterfly	34	Semifinals
	20:28	Men's 50m Breaststroke	30	Final
	20:34	Women's 50m Backstroke	29	Medals Ceremony
	20:42	Men's 200m Backstroke	26	Medals Ceremony
	20:50	Women's 50m Freestyle	35	Semifinals
	20:57	Men's 4x200m Freestyle Relay	36	Final
	21:09	Men's 50m Breaststroke	30	Medals Ceremony
21:17	Men's 4x200m Freestyle Relay	36	Medals Ceremony	

Note:  
Schedule is subject to change



## DAILY SCHEDULE

每日賽程

Session	Start Time	Event	Event No.	Phase
Morning	09:00	Women's 400m Freestyle	37	Heats
	09:32	Men's 400m Individual Medley	38	Heats
	10:00	Women's 4x100m Medley Relay	39	Heats
	10:17	Men's 4x100m Medley Relay	40	Heats
Evening	19:02	Women's 50m Freestyle	35	Final
	19:07	Men's 50m Freestyle	33	Final
	19:12	Women's 50m Breaststroke	32	Final
	19:17	Women's 200m Butterfly	34	Final
	19:23	Women's 50m Freestyle	35	Medals Ceremony
	19:31	Men's 50m Freestyle	33	Medals Ceremony
	19:39	Men's 400m Individual Medley	38	Final
	19:48	Women's 50m Breaststroke	32	Medals Ceremony
	19:56	Women's 200m Butterfly	34	Medals Ceremony
	20:04	Women's 400m Freestyle	37	Final
	20:13	Men's 400m Individual Medley	38	Medals Ceremony
	20:21	Women's 4x100m Medley Relay	39	Final
	20:30	Men's 4x100m Medley Relay	40	Final
	20:39	Women's 400m Freestyle	37	Medals Ceremony
	20:47	Women's 4x100m Medley Relay	39	Medals Ceremony
20:55	Men's 4x100m Medley Relay	40	Medals Ceremony	

**Note:**  
Schedule is subject to change



**DAILY SCHEDULE**  
每日賽程

Session	Start Time	Event	Event No.	Phase
Morning	06:00	Men's Marathon Swimming (10km)	42	Final
	06:15	Women's Marathon Swimming (10km)	41	Final
	08:30	Men's Marathon Swimming (10km)	42	Medals Ceremony
	08:45	Women's Marathon Swimming (10km)	41	Medals Ceremony

**Note:**  
Schedule is subject to change



## OFFICIAL COMMUNICATION

大會公告

### Marathon Swimming events reschedule

Item: 3

### Starting Times for both Men's and Women's Event moved forward to 06:00 and 06:15

In order to provide the optimum water and air temperatures for swimmers, the start times for the Marathon Swimming events on Sunday 27 August have been moved forward to 06:00(Men) and 06:15 (Women). The village canteen will open at 03:30 AM, transportation has also been adjusted to enable athletes and team staff to reach the venue on time. The start times for the training days (25-26/08/17) has been brought forward to start at 7 AM, enabling athletes to prepare at a similar times to racing. Buses will be available to the training venue at 06:30 and 07:30.

Issued by: Tom Baster - Technical Delegated

This decision affects:

RESULTS

Time: 20:51

SCHEDULE

Date: 24 AUG 2017

OTHER

X



TAIPEI 2017  
29<sup>th</sup> SUMMER UNIVERSIADE



SWIMMING  
游泳



RECORDS BROKEN BY EVENT As of 26 AUG 2017

破紀錄賽事

Event		Name	NUSF Code	Time	Record Type
Women's 200m Freestyle	Final	HAUGHEY Siobhan Bernadette	HKG	1:56.71	UR
Women's 400m Freestyle	Final	KOEHLER Sarah	GER	4:03.96	UR
Women's 800m Freestyle	Final	QUADARELLA Simona	ITA	8:20.54	UR
Women's 1500m Freestyle	Final	QUADARELLA Simona	ITA	15:57.90	UR
Women's 200m Individual Medley	Final	OHASHI Yui	JPN	2:10.03	UR
Women's 400m Individual Medley	Final	OHASHI Yui	JPN	4:34.40	UR
Men's 400m Freestyle	Final	ROMANCHUK Mykhailo	UKR	3:45.96	UR
Men's 800m Freestyle	Final	PALTRINIERI Gregorio	ITA	7:45.76	UR
Men's 1500m Freestyle	Final	PALTRINIERI Gregorio	ITA	14:47.75	UR
Men's 50m Butterfly	Final	GOVOROV Andrii	UKR	22.90	UR
Men's 200m Butterfly	Final	HOROMURA Nao	JPN	1:53.90	UR
Men's 200m Breaststroke	Heat 6	WILSON Andrew Lawrence	USA	2:08.37	UR
Men's 200m Individual Medley	Final	HAGINO Kosuke	JPN	1:57.35	UR
Men's 400m Individual Medley	Final	SETO Daiya	JPN	4:11.98	UR

Legend:  
UR Universiade Record





TAIPEI 2017  
29<sup>th</sup> SUMMER UNIVERSIADE



SWIMMING  
游泳



## MEDALLISTS BY EVENT As of 27 AUG 2017

各項目獎牌得主

AFTER 42 OF 42 EVENTS

Event	Date	Medal	Name	NUSF Code
Men's 400m Freestyle	20 AUG 2017	GOLD	ROMANCHUK Mykhailo	UKR
		SILVER	LELLIOTT Jay Steven John	GBR
		BRONZE	SHOULTS Grant Myers	USA
Women's 400m Individual Medley	20 AUG 2017	GOLD	OHASHI Yui	JPN
		SILVER	MCHUGH Allyson Jane	USA
		BRONZE	KIM Seoyeong	KOR
Women's 4x100m Freestyle Relay	20 AUG 2017	GOLD	SAVARD Katerine KEIRE Jacqueline FOURNIER Sarah ZEVNIK Alexia	CAN
		SILVER	KAMENEVA Mariia LAPSHINA Polina GUZHENKOVA Anastasia OPENYSHEVA Arina	RUS
		BRONZE	BALDWIN Caroline Grace RASMUS Claire Elizabet KONOPKA Katrina Marie BURCHILL Veronica	USA
Men's 4x100m Freestyle Relay	20 AUG 2017	GOLD	ROONEY Maxime Pholien HELD Ryan Joseph RESS Justin Andrew LYNCH Justin Joseph	USA
		SILVER	ZAZZERI Lorenzo VENDRAME Ivano DI GIORGIO Alex MIRESSI Alessandro	ITA
		BRONZE	VEKOVISHCHEV Mikhail ARBUZOV Andrey FESIKOV Sergei KOROLEV Nikita	RUS
Women's 50m Butterfly	21 AUG 2017	GOLD	SCHMIDTKE Aliena	GER
		SILVER	DI LIDDO Elena	ITA
		BRONZE	HIRAYAMA Yukina	JPN
Men's 100m Backstroke	21 AUG 2017	GOLD	RESS Justin Andrew	USA
		SILVER	HAGINO Kosuke	JPN
		BRONZE	RAPSYS Danas	LTU
Men's 100m Breaststroke	21 AUG 2017	GOLD	SHYMANOVICH Ilya	BLR
		GOLD	WILSON Andrew Lawrence	USA
		BRONZE	BALANDIN Dmitriy	KAZ
Women's 200m Backstroke	21 AUG 2017	GOLD	WHITTAKER Sian Monique	AUS
		SILVER	ZEVNIK Alexia	CAN
		BRONZE	ALEXANDER Bridgette Kylea	USA
Men's 50m Butterfly	21 AUG 2017	GOLD	GOVOROV Andrii	UKR
		SILVER	ZHILKIN Andrey	RUS
		BRONZE	DE SOUZA MARTINS Henrique	BRA
		BRONZE	KHLOPTSOV Andrii	UKR
Men's 200m Freestyle	22 AUG 2017	GOLD	RAPSYS Danas	LTU
		SILVER	MAJCHRZAK Kacper Krystian	POL





TAIPEI 2017  
29<sup>th</sup> SUMMER UNIVERSIADE



SWIMMING  
游泳



## MEDALLISTS BY EVENT As of 27 AUG 2017

各項目獎牌得主

AFTER 42 OF 42 EVENTS

Event	Date	Medal	Name	NUSF Code
Men's 200m Freestyle	22 AUG 2017	BRONZE	VEKOVISHCHEV Mikhail	RUS
Women's 100m Breaststroke	22 AUG 2017	GOLD	WATANABE Kanako	JPN
		SILVER	AOKI Reona	JPN
		BRONZE	COTTRELL Andrea Marie	USA
Men's 200m Individual Medley	22 AUG 2017	GOLD	HAGINO Kosuke	JPN
		SILVER	SETO Daiya	JPN
		BRONZE	LITCHFIELD Joe Richard	GBR
Women's 100m Freestyle	22 AUG 2017	GOLD	HAUGHEY Siobhan Bernadette	HKG
		SILVER	KAMENEVA Mariia	RUS
		BRONZE	OPENYSHEVA Arina	RUS
Men's 1500m Freestyle	22 AUG 2017	GOLD	PALTRINIERI Gregorio	ITA
		SILVER	ROMANCHUK Mykhailo	UKR
		BRONZE	GYURTA Gergely	HUN
Men's 200m Butterfly	23 AUG 2017	GOLD	HOROMURA Nao	JPN
		SILVER	SETO Daiya	JPN
		BRONZE	BICZO Bence	HUN
Women's 200m Individual Medley	23 AUG 2017	GOLD	OHASHI Yui	JPN
		SILVER	EASTIN Ella Frances	USA
		BRONZE	KIM Seoyeong	KOR
Men's 200m Breaststroke	23 AUG 2017	GOLD	WILSON Andrew Lawrence	USA
		SILVER	BALANDIN Dmitriy	KAZ
		BRONZE	GADIROV Rustam	RUS
Women's 100m Backstroke	23 AUG 2017	GOLD	WHITTAKER Sian Monique	AUS
		SILVER	STEVENS Hannah Elizabet	USA
		BRONZE	KONISHI Anna	JPN
Men's 50m Backstroke	23 AUG 2017	GOLD	RYAN Shane Patrick	IRL
		SILVER	RESS Justin Andrew	USA
		BRONZE	WON Youngjun	KOR
Women's 1500m Freestyle	23 AUG 2017	GOLD	QUADARELLA Simona	ITA
		SILVER	KOEHLER Sarah	GER
		BRONZE	MOORE Hannah Mc Namar	USA
Women's 4x200m Freestyle Relay	23 AUG 2017	GOLD	GUZHENKOVA Anastasia SALAMATINA Valeriia BAKLAKOVA Mariia OPENYSHEVA Arina	RUS
		SILVER	RASMUS Claire Elizabet DRABOT Katherine Grace MC LAUGHLIN Kathryn Ann EASTIN Ella Frances	USA
		BRONZE	IGARASHI Chihiro OMOTO Rika TSUYUUCHI Wakaba OHASHI Yui	JPN
Women's 200m Breaststroke	24 AUG 2017	GOLD	WATANABE Kanako	JPN
		SILVER	SCHOENMAKER Tatjana Renske	RSA
		BRONZE	TEMNIKOVA Mariia	RUS
Men's 100m Freestyle	24 AUG 2017	GOLD	HELD Ryan Joseph	USA
		SILVER	MAJCHRZAK Kacper Krystian	POL





TAIPEI 2017  
29<sup>th</sup> SUMMER UNIVERSIADE



SWIMMING

游泳



MEDALLISTS BY EVENT As of 27 AUG 2017

各項目獎牌得主

AFTER 42 OF 42 EVENTS

Event	Date	Medal	Name	NUSF Code
Men's 100m Freestyle	24 AUG 2017	BRONZE	NAKAMURA Katsumi	JPN
Women's 100m Butterfly	24 AUG 2017	GOLD	MOFFITT Hellen Stewart	USA
		SILVER	DI LIDDO Elena	ITA
		BRONZE	KELLY Rachael Elizabe	GBR
Men's 800m Freestyle	24 AUG 2017	GOLD	PALTRINIERI Gregorio	ITA
		SILVER	ROMANCHUK Mykhailo	UKR
		BRONZE	FROLOV Sergii	UKR
Men's 200m Backstroke	25 AUG 2017	GOLD	RAPSYS Danas	LTU
		SILVER	KATZ Austin Matthew	USA
		BRONZE	LARIN Roman	RUS
Women's 200m Freestyle	25 AUG 2017	GOLD	HAUGHEY Siobhan Bernadette	HKG
		SILVER	DRABOT Katherine Grace	USA
		BRONZE	OPENYSHEVA Arina	RUS
Men's 100m Butterfly	25 AUG 2017	GOLD	SADOVNIKOV Aleksandr	RUS
		SILVER	KHLOPTSOV Andrii	UKR
		BRONZE	DE SOUZA MARTINS Henrique	BRA
Women's 50m Backstroke	25 AUG 2017	GOLD	TOUSSAINT Kira Marije	NED
		GOLD	DE LOOF Alexandra Marga	USA
		BRONZE	STEVENS Hannah Elizabet	USA
Men's 50m Breaststroke	25 AUG 2017	GOLD	SHYMANOVICH Ilya	BLR
		SILVER	SKAGIUS Erik Johannes	SWE
		BRONZE	SCHWINGENSCHLOEGL Fabian	GER
Women's 800m Freestyle	25 AUG 2017	GOLD	QUADARELLA Simona	ITA
		SILVER	KOEHLER Sarah	GER
		BRONZE	EVANS Joanna Lynn	BAH
Men's 4x200m Freestyle Relay	25 AUG 2017	GOLD	MATSUMOTO Katsuhiko SAKATA Reo KOBORI Yuki HAGINO Kosuke	JPN
		SILVER	D'ARRIGO Andrea Mitchell ROONEY Maxime Pholien SHOULTS Grant Myers ROBERTS Jonathan Richar	USA
		BRONZE	ANDRUSENKO Viacheslav STEPANOV Elisei MAKSUMOV Ernest VEKOVISHCHEV Mikhail	RUS
Women's 50m Breaststroke	26 AUG 2017	GOLD	COTTRELL Andrea Marie	USA
		SILVER	PICKETT Leiston Jane	AUS
		BRONZE	ERIKSSON Jessica Marita	SWE
		BRONZE	LIVER Mariia	UKR
Men's 50m Freestyle	26 AUG 2017	GOLD	LIUKKONEN Ari Pekka	FIN
		SILVER	AMARAL DUARTE GAROF Italo Manzine	BRA
		SILVER	NAKAMURA Katsumi	JPN
Women's 200m Butterfly	26 AUG 2017	GOLD	EASTIN Ella Frances	USA
		SILVER	VAN BERKEL Martina Eva	SUI
		BRONZE	USTUNDAG Nida Eliz	TUR
Women's 50m Freestyle	26 AUG 2017	GOLD	BALDWIN Caroline Grace	USA





**MEDALLISTS BY EVENT** As of 27 AUG 2017

各項目獎牌得主

AFTER 42 OF 42 EVENTS

Event	Date	Medal	Name	NUSF Code
Women's 50m Freestyle	26 AUG 2017	SILVER	KAMENEVA Mariia	RUS
		BRONZE	KONOPKA Katrina Marie	USA
Women's 400m Freestyle	26 AUG 2017	GOLD	KOEHLER Sarah	GER
		SILVER	EVANS Joanna Lynn	BAH
		BRONZE	SCHMIDT Sierra Kai	USA
Men's 400m Individual Medley	26 AUG 2017	GOLD	SETO Daiya	JPN
		SILVER	HAGINO Kosuke	JPN
		BRONZE	OSIPENKO Aleksandr	RUS
Women's 4x100m Medley Relay	26 AUG 2017	GOLD	KONISHI Anna WATANABE Kanako HIRAYAMA Yukina IGARASHI Chihiro	JPN
		SILVER	STEVENS Hannah Elizabet COTTRELL Andrea Marie MOFFITT Hellen Stewart BALDWIN Caroline Grace	USA
		BRONZE	ZOFKOVA Carlotta VERONA Giulia DI LIDDO Elena PEZZATO Aglaia	ITA
Men's 4x100m Medley Relay	26 AUG 2017	GOLD	RESS Justin Andrew WILSON Andrew Lawrence LYNCH Justin Joseph HELD Ryan Joseph	USA
		SILVER	LARIN Roman GADIROV Rustam SADOVNIKOV Aleksandr VEKOVISHCHEV Mikhail	RUS
		BRONZE	HAGINO Kosuke MORI Mamoru KOBORI Yuki NAKAMURA Katsumi	JPN
Women's Marathon Swimming (10km)	27 AUG 2017	GOLD	OLASZ Anna	HUN
		SILVER	GABRIELLESCHI Giulia	ITA
		BRONZE	FURST Adeline	FRA
Men's Marathon Swimming (10km)	27 AUG 2017	GOLD	PALTRINIERI Gregorio	ITA
		SILVER	MEISSNER Soeren Detlef	GER
		BRONZE	PIELOWSKI Krzysztof Pawel	POL



TAIPEI 2017  
29<sup>th</sup> SUMMER UNIVERSIADE

SWIMMING  
游泳



## MEDAL STANDINGS As of 27 AUG 2017

獎牌排行榜

AFTER 42 OF 42 EVENTS

Rank	NUSF	Men				Women				Total				Rank by Total
		G	S	B	Tot	G	S	B	Tot	G	S	B	Tot	
1	USA - United States of America	6	3	1	10	5	6	7	18	11	9	8	28	1
2	JPN - Japan	4	5	2	11	5	1	3	9	9	6	5	20	2
3	ITA - Italy	3	1		4	2	3	1	6	5	4	1	10	4
4	RUS - Russian Federation	1	2	6	9	1	3	3	7	2	5	9	16	3
5	UKR - Ukraine	2	3	2	7			1	1	2	3	3	8	5
6	GER - Germany		1	1	2	2	2		4	2	3	1	6	6
7	AUS - Australia					2	1		3	2	1		3	=7
8	LTU - Lithuania	2		1	3					2		1	3	=7
9	BLR - Belarus	2			2					2			2	=14
9	HKG - Hong Kong, China					2			2	2			2	=14
11	CAN - Canada					1	1		2	1	1		2	=14
12	HUN - Hungary			2	2	1			1	1		2	3	=7
13	FIN - Finland	1			1					1			1	=20
13	IRL - Ireland	1			1					1			1	=20
13	NED - Netherlands					1			1	1			1	=20
16	POL - Poland		2	1	3						2	1	3	=7
17	BRA - Brazil		1	2	3						1	2	3	=7
17	GBR - United Kingdom of G.B. & N.I.		1	1	2			1	1		1	2	3	=7
19	BAH - Bahamas						1	1	2		1	1	2	=14
19	KAZ - Kazakhstan		1	1	2						1	1	2	=14
19	SWE - Sweden		1		1			1	1		1	1	2	=14
22	RSA - South Africa						1		1		1		1	=20
22	SUI - Switzerland						1		1		1		1	=20
24	KOR - Republic of Korea			1	1			2	2			3	3	=7
25	FRA - France							1	1			1	1	=20
25	TUR - Turkey							1	1			1	1	=20
<b>Total:</b>		<b>22</b>	<b>21</b>	<b>21</b>	<b>64</b>	<b>22</b>	<b>20</b>	<b>22</b>	<b>64</b>	<b>44</b>	<b>41</b>	<b>43</b>	<b>128</b>	

**Legend:**

= Equal sign indicates that two or more NUSFs share the same rank by total

Tot Total

**B** Bronze **G** Gold **S** Silver



TAIPEI 2017  
29<sup>th</sup> SUMMER UNIVERSIADE

SWIMMING  
游泳



MULTI-MEDALLISTS As of 27 AUG 2017

Rank	Name	NUSF Code	Event	Medal	Total No. of Medals
1	RESS Justin Andrew	USA	Men's 100m Backstroke	GOLD	4
			Men's 4x100m Freestyle Relay	GOLD	
			Men's 4x100m Medley Relay	GOLD	
			Men's 50m Backstroke	SILVER	
2	HELD Ryan Joseph	USA	Men's 4x100m Freestyle Relay	GOLD	3
			Men's 100m Freestyle	GOLD	
			Men's 4x100m Medley Relay	GOLD	
2	PALTRINIERI Gregorio	ITA	Men's 1500m Freestyle	GOLD	3
			Men's 800m Freestyle	GOLD	
			Men's Marathon Swimming (10km)	GOLD	
2	WATANABE Kanako	JPN	Women's 100m Breaststroke	GOLD	3
			Women's 200m Breaststroke	GOLD	
			Women's 4x100m Medley Relay	GOLD	
2	WILSON Andrew Lawrence	USA	Men's 100m Breaststroke	GOLD	3
			Men's 200m Breaststroke	GOLD	
			Men's 4x100m Medley Relay	GOLD	
6	HAGINO Kosuke	JPN	Men's 200m Individual Medley	GOLD	5
			Men's 4x200m Freestyle Relay	GOLD	
			Men's 100m Backstroke	SILVER	
			Men's 400m Individual Medley	SILVER	
7	OHASHI Yui	JPN	Women's 400m Individual Medley	GOLD	3
			Women's 200m Individual Medley	GOLD	
			Women's 4x200m Freestyle Relay	BRONZE	
7	RAPSYS Danas	LTU	Men's 200m Freestyle	GOLD	3
			Men's 200m Backstroke	GOLD	
			Men's 100m Backstroke	BRONZE	
9	HAUGHEY Siobhan Bernadette	HKG	Women's 100m Freestyle	GOLD	2
			Women's 200m Freestyle	GOLD	
9	LYNCH Justin Joseph	USA	Men's 4x100m Freestyle Relay	GOLD	2
			Men's 4x100m Medley Relay	GOLD	
9	QUADARELLA Simona	ITA	Women's 1500m Freestyle	GOLD	2
			Women's 800m Freestyle	GOLD	
9	SHYMANOVICH Ilya	BLR	Men's 100m Breaststroke	GOLD	2
			Men's 50m Breaststroke	GOLD	
9	WHITTAKER Sian Monique	AUS	Women's 200m Backstroke	GOLD	2
			Women's 100m Backstroke	GOLD	
14	EASTIN Ella Frances	USA	Women's 200m Butterfly	GOLD	3
			Women's 200m Individual Medley	SILVER	
			Women's 4x200m Freestyle Relay	SILVER	
14	KOEHLER Sarah	GER	Women's 400m Freestyle	GOLD	3
			Women's 1500m Freestyle	SILVER	
			Women's 800m Freestyle	SILVER	
14	ROMANCHUK Mykhailo	UKR	Men's 400m Freestyle	GOLD	3
			Men's 1500m Freestyle	SILVER	
			Men's 800m Freestyle	SILVER	
14	SETO Daiya	JPN	Men's 400m Individual Medley	GOLD	3
			Men's 200m Individual Medley	SILVER	
			Men's 200m Butterfly	SILVER	





TAIPEI 2017  
29<sup>th</sup> SUMMER UNIVERSIADE



SWIMMING

游泳



MULTI-MEDALLISTS As of 27 AUG 2017

Rank	Name	NUSF Code	Event	Medal	Total No. of Medals
18	OPENYSHEVA Arina	RUS	Women's 4x200m Freestyle Relay	GOLD	4
			Women's 4x100m Freestyle Relay	SILVER	
			Women's 100m Freestyle	BRONZE	
			Women's 200m Freestyle	BRONZE	
19	BALDWIN Caroline Grace	USA	Women's 50m Freestyle	GOLD	3
			Women's 4x100m Medley Relay	SILVER	
			Women's 4x100m Freestyle Relay	BRONZE	
19	COTTRELL Andrea Marie	USA	Women's 50m Breaststroke	GOLD	3
			Women's 4x100m Medley Relay	SILVER	
			Women's 100m Breaststroke	BRONZE	
21	GUZHENKOVA Anastasia	RUS	Women's 4x200m Freestyle Relay	GOLD	2
			Women's 4x100m Freestyle Relay	SILVER	
21	MOFFITT Hellen Stewart	USA	Women's 100m Butterfly	GOLD	2
			Women's 4x100m Medley Relay	SILVER	
21	ROONEY Maxime Pholien	USA	Men's 4x100m Freestyle Relay	GOLD	2
			Men's 4x200m Freestyle Relay	SILVER	
21	SADOVNIKOV Aleksandr	RUS	Men's 100m Butterfly	GOLD	2
			Men's 4x100m Medley Relay	SILVER	
21	ZEVNIK Alexia	CAN	Women's 4x100m Freestyle Relay	GOLD	2
			Women's 200m Backstroke	SILVER	
26	HIRAYAMA Yukina	JPN	Women's 4x100m Medley Relay	GOLD	2
			Women's 50m Butterfly	BRONZE	
26	IGARASHI Chihiro	JPN	Women's 4x100m Medley Relay	GOLD	2
			Women's 4x200m Freestyle Relay	BRONZE	
26	KOBORI Yuki	JPN	Men's 4x200m Freestyle Relay	GOLD	2
			Men's 4x100m Medley Relay	BRONZE	
26	KONISHI Anna	JPN	Women's 4x100m Medley Relay	GOLD	2
			Women's 100m Backstroke	BRONZE	
30	KAMENEVA Mariia	RUS	Women's 4x100m Freestyle Relay	SILVER	3
			Women's 100m Freestyle	SILVER	
			Women's 50m Freestyle	SILVER	
31	DI LIDDO Elena	ITA	Women's 50m Butterfly	SILVER	3
			Women's 100m Butterfly	SILVER	
			Women's 4x100m Medley Relay	BRONZE	
31	STEVENS Hannah Elizabet	USA	Women's 100m Backstroke	SILVER	3
			Women's 4x100m Medley Relay	SILVER	
			Women's 50m Backstroke	BRONZE	
33	DRABOT Katherine Grace	USA	Women's 4x200m Freestyle Relay	SILVER	2
			Women's 200m Freestyle	SILVER	
33	MAJCHRZAK Kacper Krystian	POL	Men's 200m Freestyle	SILVER	2
			Men's 100m Freestyle	SILVER	
35	VEKOVISHCHEV Mikhail	RUS	Men's 4x100m Medley Relay	SILVER	4
			Men's 4x100m Freestyle Relay	BRONZE	
			Men's 200m Freestyle	BRONZE	
			Men's 4x200m Freestyle Relay	BRONZE	
36	NAKAMURA Katsumi	JPN	Men's 50m Freestyle	SILVER	3
			Men's 100m Freestyle	BRONZE	
			Men's 4x100m Medley Relay	BRONZE	
37	BALANDIN Dmitriy	KAZ	Men's 200m Breaststroke	SILVER	2
			Men's 100m Breaststroke	BRONZE	





TAIPEI 2017  
29<sup>th</sup> SUMMER UNIVERSIADE



SWIMMING  
游泳



MULTI-MEDALLISTS As of 27 AUG 2017

Rank	Name	NUSF Code	Event	Medal	Total No. of Medals
37	EVANS Joanna Lynn	BAH	Women's 400m Freestyle	SILVER	2
			Women's 800m Freestyle	BRONZE	
37	GADIROV Rustam	RUS	Men's 4x100m Medley Relay	SILVER	2
			Men's 200m Breaststroke	BRONZE	
37	KHLOPTSOV Andrii	UKR	Men's 100m Butterfly	SILVER	2
			Men's 50m Butterfly	BRONZE	
37	LARIN Roman	RUS	Men's 4x100m Medley Relay	SILVER	2
			Men's 200m Backstroke	BRONZE	
37	RASMUS Claire Elizabet	USA	Women's 4x200m Freestyle Relay	SILVER	2
			Women's 4x100m Freestyle Relay	BRONZE	
37	SHOULTS Grant Myers	USA	Men's 4x200m Freestyle Relay	SILVER	2
			Men's 400m Freestyle	BRONZE	
44	DE SOUZA MARTINS Henrique	BRA	Men's 50m Butterfly	BRONZE	2
			Men's 100m Butterfly	BRONZE	
44	KIM Seoyeong	KOR	Women's 400m Individual Medley	BRONZE	2
			Women's 200m Individual Medley	BRONZE	
44	KONOPKA Katrina Marie	USA	Women's 4x100m Freestyle Relay	BRONZE	2
			Women's 50m Freestyle	BRONZE	






# RESULT BOOK

29TH Summer Universiade Taipei 2017



## Swimming

Men's 400m Individual  
Medley





## MEDALLISTS

獎牌得主

Medal	Name	NUSF
GOLD	SETO Daiya	JPN - Japan
SILVER	HAGINO Kosuke	JPN - Japan
BRONZE	OSIPENKO Aleksandr	RUS - Russian Federation



## START LIST

出場名單

	Record	Name	NUSF Code	Location	Date
WR	4:03.84	PHELPS MICHAEL	USA	BEIJING (CHN)	10 AUG 2008
UR	4:12.00	WEISS MICHAEL	USA	KAZAN (RUS)	16 JUL 2013

### Final

Event No. 38

Lane	Name	NUSF Code	Date of Birth	Qualifying Time	Time	Rank
1	PAULSSON Adam Lennart	SWE	14 MAR 1995	4:18.81		
2	GRIESHOP Sean Thomas	USA	23 NOV 1998	4:18.56		
3	GYURTA Gergely	HUN	12 SEP 1991	4:18.06		
4	OSIPENKO Aleksandr	RUS	12 MAR 1995	4:17.63		
5	SETO Daiya	JPN	24 MAY 1994	4:17.71		
6	SZWEDZKI Dawid Marek	POL	18 APR 1994	4:18.43		
7	HAGINO Kosuke	JPN	15 AUG 1994	4:18.64		
8	ROBERTS Jonathan Richar	USA	08 SEP 1995	4:18.82		

### Reserves

Name	NUSF Code	Date of Birth	Qualifying Time	Time	Rank
COTE Tristan	CAN	14 DEC 1995	4:21.29		
LITCHFIELD Joe Richard	GBR	08 JUL 1998	4:22.09		

**Note:**

Consult competition schedule in INFO for heat start times

**Legend:**

UR Universiade Record      WR World record



## START LIST

出場名單

	Record	Name	NUSF Code	Location	Date
WR	4:03.84	PHELPS MICHAEL	USA	BEIJING (CHN)	10 AUG 2008
UR	4:12.00	WEISS MICHAEL	USA	KAZAN (RUS)	16 JUL 2013

### Heat 1 of 5

Event No. 38

Lane	Name	NUSF Code	Date of Birth	Qualifying Time	Time	Rank
3	NAVA MIRANDA Enrique Fernand	BOL	13 JUL 1992	5:10.50		
4	GHOSN Anthony	LBN	31 JUL 1996	4:38.68		
5	ASSI Sherif	LBN	03 MAY 1997	4:45.69		

### Heat 2 of 5

Lane	Name	NUSF Code	Date of Birth	Qualifying Time	Time	Rank
2	VUORELA Teemu Richard	FIN	24 MAR 1994	4:37.20		
3	MILLIGAN Alex Stewart Da	AUS	23 JAN 1998	4:31.09		
4	KIM Jaewoo	KOR	15 OCT 1995	4:29.26		
5	PIIROINEN Eetu Mikael	FIN	03 OCT 1995	4:30.72		
6	QUIROZ UTEAU Felipe Martin	CHI	13 OCT 1995	4:35.45		
7	GUNADI PUTRA Satrio Bagaskar	INA	12 DEC 1996	4:38.45		

### Heat 3 of 5

Lane	Name	NUSF Code	Date of Birth	Qualifying Time	Time	Rank
1	DAL Thomas	BEL	13 JUL 1997	4:24.37		
2	KNIPPING Arjan Antonius	NED	01 AUG 1994	4:23.52		
3	FOSSI Claudio	ITA	21 AUG 1989	4:23.45		
4	RUVALCABA CRUZ Hector	MEX	26 JUN 1997	4:22.87		
5	CHO Cheng Chi	TPE	21 OCT 1998	4:22.93		
6	WEN Ren Hau	TPE	16 JUL 1998	4:23.51		
7	LOPES Gabriel	POR	15 MAY 1997	4:23.87		
8	FAIR Neil	RSA	13 JAN 1997	4:25.10		

### Heat 4 of 5

Lane	Name	NUSF Code	Date of Birth	Qualifying Time	Time	Rank
1	SOS Daniel	HUN	10 AUG 1998	4:20.92		
2	REILLY Luke Patrick	CAN	23 NOV 1995	4:18.14		
3	WEDEL Kevin	GER	05 MAY 1994	4:16.63		
4	HAGINO Kosuke	JPN	15 AUG 1994	4:10.45		
5	ROBERTS Jonathan Richar	USA	08 SEP 1995	4:14.93		
6	COTE Tristan	CAN	14 DEC 1995	4:17.40		
7	PAULSSON Adam Lennart	SWE	14 MAR 1995	4:19.71		
8	LULEK William Robert	SWE	23 MAY 1998	4:22.76		



## START LIST

出場名單

	Record	Name	NUSF Code	Location	Date
<b>WR</b>	4:03.84	PHELPS MICHAEL	USA	BEIJING (CHN)	10 AUG 2008
<b>UR</b>	4:12.00	WEISS MICHAEL	USA	KAZAN (RUS)	16 JUL 2013

### Heat 5 of 5

Lane	Name	NUSF Code	Date of Birth	Qualifying Time	Time	Rank
1	SORRISO Giovanni	ITA	06 OCT 1992	4:20.84		
2	SZWEDZKI Dawid Marek	POL	18 APR 1994	4:17.88		
3	GRIESHOP Sean Thomas	USA	23 NOV 1998	4:16.05		
4	SETO Daiya	JPN	24 MAY 1994	4:10.44		
5	GYURTA Gergely	HUN	12 SEP 1991	4:12.81		
6	OSIPENKO Aleksandr	RUS	12 MAR 1995	4:16.88		
7	LITCHFIELD Joe Richard	GBR	08 JUL 1998	4:19.15		
8	ZHILKIN Andrey	RUS	09 MAR 1995	4:21.17		

**Note:**  
Consult competition schedule in INFO for heat start times

**Legend:**  
**UR** Universiade Record      **WR** World record



RESULTS

比賽成績

	Record	Name	NUSF Code	Location	Date
WR	4:03.84	PHELPS MICHAEL	USA	BEIJING (CHN)	10 AUG 2008
UR	4:12.00	WEISS MICHAEL	USA	KAZAN (RUS)	16 JUL 2013

Heat 1 of 5

Event No. 38

Rank	Lane	Name	NUSF Code	R.T.	Time	Time Behind
1	5	<b>ASSI Sherif</b>	LBN	0.75	<b>4:54.32</b>	
		50m (1) 29.32				
		100m (1) 1:03.86				
		150m (1) 1:43.06				
		200m (1) 2:21.07				
		250m (1) 3:04.79				
		300m (1) 3:47.96				
		350m (1) 4:21.55				
					32.77	
2	3	<b>NAVA MIRANDA E</b>	BOL	0.61	<b>5:05.80</b>	11.48
		50m (3) 31.20				
		100m (3) 1:07.14				
		150m (3) 1:45.51				
		200m (2) 2:24.52				
		250m (2) 3:08.78				
		300m (2) 3:52.94				
		350m (2) 4:30.19				
					35.61	
3	4	<b>GHOSN Anthony</b>	LBN	0.90	<b>5:07.97</b>	13.65
		50m (2) 30.22				
		100m (2) 1:04.51				
		150m (2) 1:45.48				
		200m (3) 2:25.74				
		250m (3) 3:13.60				
		300m (3) 3:58.81				
		350m (3) 4:35.27				
					32.70	

Heat 2 of 5

Rank	Lane	Name	NUSF Code	R.T.	Time	Time Behind
1	4	<b>KIM Jaewoo</b>	KOR	0.70	<b>4:31.67</b>	
		50m (2) 27.83				
		100m (2) 1:00.96				
		150m (1) 1:36.07				
		200m (1) 2:11.24				
		250m (1) 2:49.71				
		300m (1) 3:30.08				
		350m (1) 4:02.41				
					29.26	
2	2	<b>VUORELA Teemu Richard</b>	FIN	0.69	<b>4:39.17</b>	7.50
		50m (1) 27.64				
		100m (1) 1:00.85				
		150m (2) 1:36.93				
		200m (2) 2:12.86				
		250m (2) 2:51.64				
		300m (2) 3:31.74				
		350m (2) 4:06.33				
					32.84	
3	6	<b>QUIROZ UTEAU Felipe Martin</b>	CHI	0.68	<b>4:39.50</b>	7.83
		50m (3) 28.99				
		100m (4) 1:02.32				
		150m (4) 1:39.15				
		200m (3) 2:15.15				
		250m (4) 2:55.35				
		300m (3) 3:36.14				
		350m (3) 4:08.52				
					30.98	
4	5	<b>PIIROINEN Eetu Mikael</b>	FIN	0.75	<b>4:41.19</b>	9.52
		50m (4) 29.00				
		100m (3) 1:01.88				
		150m (3) 1:38.84				
		200m (4) 2:15.18				
		250m (3) 2:55.06				
		300m (3) 3:36.14				
		350m (4) 4:09.68				
					31.51	
	3	<b>MILLIGAN Alex Stewart Da</b>	AUS		<b>DNS</b>	
	7	<b>GUNADI PUTRA S</b>	INA		<b>DNS</b>	

Heat 3 of 5

Rank	Lane	Name	NUSF Code	R.T.	Time	Time Behind
1	2	<b>KNIPPING Arjan Antonius</b>	NED	0.71	<b>4:23.25</b>	
		50m (2) 27.64				
		100m (3) 59.65				
		150m (3) 1:33.77				
		200m (2) 2:07.53				
		250m (2) 2:44.23				
		300m (2) 3:21.01				
		350m (1) 3:52.42				
					30.83	
2	5	<b>CHO Cheng Chi</b>	TPE	0.66	<b>4:24.69</b>	1.44
		50m (5) 28.03				
		100m (4) 59.70				
		150m (5) 1:34.17				
		200m (3) 2:07.54				
		250m (4) 2:45.77				
		300m (3) 3:24.14				
		350m (3) 3:55.85				
					28.84	
3	3	<b>FOSSI Claudio</b>	ITA	0.71	<b>4:24.77</b>	1.52
		50m (4) 28.01				
		100m (4) 59.70				
		150m (6) 1:34.65				
		200m (5) 2:09.05				
		250m (1) 2:44.13				
		300m (1) 3:20.55				
		350m (2) 3:53.81				
					30.96	
4	1	<b>DAL Thomas</b>	BEL	0.79	<b>4:27.14</b>	3.89
		50m (3) 27.89				
		100m (7) 1:00.40				
		150m (7) 1:35.40				
		200m (7) 2:10.02				
		250m (5) 2:46.52				
		300m (4) 3:24.16				
		350m (4) 3:56.28				
					30.86	
5	8	<b>FAIR Neil</b>	RSA	0.67	<b>4:28.96</b>	5.71
		50m (7) 28.24				
		100m (6) 1:00.32				
		150m (2) 1:33.73				
		200m (1) 2:07.04				
		250m (3) 2:45.50				
		300m (5) 3:24.70				
		350m (5) 3:57.44				
					31.52	
6	4	<b>RUVALCABA CRUZ Hector</b>	MEX	0.72	<b>4:29.02</b>	5.77
		50m (6) 28.16				
		100m (1) 59.00				
		150m (1) 1:33.40				
		200m (4) 2:07.58				
		250m (6) 2:46.53				
		300m (7) 3:26.35				
		350m (6) 3:58.29				
					30.73	
7	6	<b>WEN Ren Hau</b>	TPE	0.65	<b>4:32.80</b>	9.55
		50m (1) 27.14				
		100m (2) 59.25				
		150m (4) 1:34.01				
		200m (6) 2:09.15				
		250m (7) 2:46.76				
		300m (6) 3:25.88				
		350m (7) 4:00.25				
					32.55	
	7	<b>LOPES Gabriel</b>	POR		<b>DNS</b>	



RESULTS

比賽成績

	Record	Name	NUSF Code	Location	Date
WR	4:03.84	PHELPS MICHAEL	USA	BEIJING (CHN)	10 AUG 2008
UR	4:12.00	WEISS MICHAEL	USA	KAZAN (RUS)	16 JUL 2013

Heat 4 of 5

Rank	Lane	Name	NUSF Code	R.T.	Time	Time Behind
1	4	<b>HAGINO Kosuke</b>	JPN	0.68	<b>4:18.64</b>	
		50m (1) 26.40 100m (2) 57.10 150m (2) 1:30.29 200m (2) 2:03.54 250m (2) 2:40.53 300m (2) 3:18.41 350m (2) 3:49.99				
		30.70 33.19 33.25 36.99 37.88 31.58				28.65
2	7	<b>PAULSSON Adam Lennart</b>	SWE	0.72	<b>4:18.81</b>	0.17
		50m (6) 28.18 100m (5) 59.80 150m (6) 1:35.02 200m (6) 2:08.75 250m (4) 2:44.35 300m (3) 3:20.29 350m (3) 3:50.27				
		31.62 35.22 33.73 35.60 35.94 29.98				28.54
3	5	<b>ROBERTS Jonathan Richar</b>	USA	0.80	<b>4:18.82</b>	0.18
		50m (2) 26.60 100m (1) 57.03 150m (1) 1:29.95 200m (1) 2:01.94 250m (1) 2:39.49 300m (1) 3:17.88 350m (1) 3:49.94				
		30.43 32.92 31.99 37.55 38.39 32.06				28.88
4	6	<b>COTE Tristan</b>	CAN	0.69	<b>4:21.29</b>	2.65
		50m (4) 27.77 100m (4) 59.15 150m (4) 1:33.36 200m (3) 2:06.16 250m (3) 2:43.37 300m (4) 3:20.90 350m (4) 3:51.83				
		31.38 34.21 32.80 37.21 37.53 30.93				29.46
5	2	<b>REILLY Luke Patrick</b>	CAN	0.79	<b>4:24.51</b>	5.87
		50m (5) 27.78 100m (6) 1:00.17 150m (5) 1:34.13 200m (5) 2:07.25 250m (6) 2:45.74 300m (6) 3:24.78 350m (5) 3:55.32				
		32.39 33.96 33.12 38.49 39.04 30.54				29.19
6	3	<b>WEDEL Kevin</b>	GER	0.66	<b>4:28.06</b>	9.42
		50m (3) 27.58 100m (3) 58.98 150m (3) 1:32.99 200m (4) 2:07.12 250m (5) 2:44.45 300m (5) 3:22.84 350m (6) 3:56.18				
		31.40 34.01 34.13 37.33 38.39 33.34				31.88
7	8	<b>LULEK William Robert</b>	SWE	0.73	<b>4:30.21</b>	11.57
		50m (8) 28.83 100m (7) 1:01.25 150m (8) 1:35.90 200m (8) 2:10.56 250m (7) 2:48.34 300m (7) 3:27.40 350m (7) 3:58.88				
		32.42 34.65 34.66 37.78 39.06 31.48				31.33
8	1	<b>SOS Daniel</b>	HUN	0.74	<b>4:34.12</b>	15.48
		50m (7) 28.38 100m (8) 1:01.73 150m (7) 1:35.87 200m (7) 2:10.26 250m (8) 2:48.54 300m (8) 3:28.22 350m (8) 4:01.10				
		33.35 34.14 34.39 38.28 39.68 32.88				33.02

Heat 5 of 5

Rank	Lane	Name	NUSF Code	R.T.	Time	Time Behind
1	6	<b>OSIPENKO Aleksandr</b>	RUS	0.70	<b>4:17.63</b>	
		50m (6) 27.45 100m (6) 58.62 150m (3) 1:31.85 200m (3) 2:04.52 250m (3) 2:41.23 300m (3) 3:17.47 350m (2) 3:48.20				
		31.17 33.23 32.67 36.71 36.24 30.73				29.43
2	4	<b>SETO Daiya</b>	JPN	0.62	<b>4:17.71</b>	0.08
		50m (1) 25.66 100m (1) 55.84 150m (1) 1:29.29 200m (1) 2:02.55 250m (1) 2:38.91 300m (1) 3:16.20 350m (1) 3:47.87				
		30.18 33.45 33.26 36.36 37.29 31.67				29.84
3	5	<b>GYURTA Gergely</b>	HUN	0.68	<b>4:18.06</b>	0.43
		50m (3) 27.23 100m (2) 58.36 150m (2) 1:31.58 200m (2) 2:03.85 250m (2) 2:40.60 300m (4) 3:18.01 350m (4) 3:48.76				
		31.13 33.22 32.27 36.75 37.41 30.75				29.30
4	2	<b>SZWEDZKI Dawid Marek</b>	POL	0.66	<b>4:18.43</b>	0.80
		50m (5) 27.37 100m (4) 58.58 150m (5) 1:32.36 200m (6) 2:05.77 250m (4) 2:41.35 300m (2) 3:17.10 350m (3) 3:48.64				
		31.21 33.78 33.41 35.58 35.75 31.54				29.79
5	3	<b>GRIESHOP Sean Thomas</b>	USA	0.67	<b>4:18.56</b>	0.93
		50m (4) 27.36 100m (5) 58.61 150m (4) 1:32.26 200m (4) 2:04.98 250m (5) 2:42.26 300m (5) 3:19.48 350m (5) 3:49.83				
		31.25 33.65 32.72 37.28 37.22 30.35				28.73
6	7	<b>LITCHFIELD Joe Richard</b>	GBR	0.63	<b>4:22.09</b>	4.46
		50m (2) 27.01 100m (3) 58.40 150m (6) 1:32.78 200m (5) 2:05.75 250m (6) 2:43.11 300m (6) 3:21.03 350m (6) 3:52.31				
		31.39 34.38 32.97 37.36 37.92 31.28				29.78
7	1	<b>SORRISO Giovanni</b>	ITA	0.71	<b>4:30.59</b>	12.96
		50m (7) 28.41 100m (7) 1:01.59 150m (7) 1:36.41 200m (7) 2:09.60 250m (7) 2:47.61 300m (7) 3:26.14 350m (7) 3:59.04				
		33.18 34.82 33.19 38.01 38.53 32.90				31.55
	8	<b>ZHILKIN Andrey</b>	RUS		<b>DNS</b>	

<b>Legend:</b>	Did not start	R.T.	Reaction time	UR	Universiade Record	WR	World record
----------------	---------------	------	---------------	----	--------------------	----	--------------



RESULTS SUMMARY

成績總表

	Record	Name	NUSF Code	Location	Date
WR	4:03.84	PHELPS MICHAEL	USA	BEIJING (CHN)	10 AUG 2008
UR	4:12.00	WEISS MICHAEL	USA	KAZAN (RUS)	16 JUL 2013

Heats

Event No. 38

Rank	Heat	Lane Name	NUSF Code	R.T.	50m	100m	150m	200m	250m	300m	350m	Time	Time Behind	
1	5	6 OSIPENKO Aleksandr	RUS	0.70	(6) 27.45	(6) 58.62 (3) 1:31.85 (3) 2:04.52 (3) 2:41.23 (3) 3:17.47 (2) 3:48.20	31.17	33.23	32.67	36.71	36.24	30.73	29.43	Q
2	5	4 SETO Daiya	JPN	0.62	(1) 25.66	(1) 55.84 (1) 1:29.29 (1) 2:02.55 (1) 2:38.91 (1) 3:16.20 (1) 3:47.87	30.18	33.45	33.26	36.36	37.29	31.67	29.84	0.08 Q
3	5	5 GYURTA Gergely	HUN	0.68	(3) 27.23	(2) 58.36 (2) 1:31.58 (2) 2:03.85 (2) 2:40.60 (4) 3:18.01 (4) 3:48.76	31.13	33.22	32.27	36.75	37.41	30.75	29.30	0.43 Q
4	5	2 SZWEDZKI Dawid Marek	POL	0.66	(5) 27.37	(4) 58.58 (5) 1:32.36 (6) 2:05.77 (4) 2:41.35 (2) 3:17.10 (3) 3:48.64	31.21	33.78	33.41	35.58	35.75	31.54	29.79	0.80 Q
5	5	3 GRIESHOP Sean Thomas	USA	0.67	(4) 27.36	(5) 58.61 (4) 1:32.26 (4) 2:04.98 (5) 2:42.26 (5) 3:19.48 (5) 3:49.83	31.25	33.65	32.72	37.28	37.22	30.35	28.73	0.93 Q
6	4	4 HAGINO Kosuke	JPN	0.68	(1) 26.40	(2) 57.10 (2) 1:30.29 (2) 2:03.54 (2) 2:40.53 (2) 3:18.41 (2) 3:49.99	30.43	32.92	31.99	37.55	38.39	32.06	28.88	1.01 Q
7	4	7 PAULSSON Adam Lennart	SWE	0.72	(6) 28.18	(5) 59.80 (6) 1:35.02 (6) 2:08.75 (4) 2:44.35 (3) 3:20.29 (3) 3:50.27	31.62	35.22	33.73	35.60	35.94	29.98	28.54	1.18 Q
8	4	5 ROBERTS Jonathan Richar	USA	0.80	(2) 26.60	(1) 57.03 (1) 1:29.95 (1) 2:01.94 (1) 2:39.49 (1) 3:17.88 (1) 3:49.94	30.43	32.92	31.99	37.55	38.39	32.06	28.88	1.19 Q
9	4	6 COTE Tristan	CAN	0.69	(4) 27.77	(4) 59.15 (4) 1:33.36 (3) 2:06.16 (3) 2:43.37 (4) 3:20.90 (4) 3:51.83	31.38	34.21	32.80	37.21	37.53	30.93	29.46	3.66
10	5	7 LITCHFIELD Joe Richard	GBR	0.63	(2) 27.01	(3) 58.40 (6) 1:32.78 (5) 2:05.75 (6) 2:43.11 (6) 3:21.03 (6) 3:52.31	31.39	34.38	32.97	37.36	37.92	31.28	29.79	4.46
11	3	2 KNIPPING Arjan Antonius	NED	0.71	(2) 27.64	(3) 59.65 (3) 1:33.77 (2) 2:07.53 (2) 2:44.23 (2) 3:21.01 (1) 3:52.42	32.01	34.12	33.76	36.70	36.78	31.41	30.83	5.62
12	4	2 REILLY Luke Patrick	CAN	0.79	(5) 27.78	(6) 1:00.17 (5) 1:34.13 (5) 2:07.25 (6) 2:45.74 (6) 3:24.78 (5) 3:55.32	32.39	33.96	33.12	38.49	39.04	30.54	29.19	6.88
13	3	5 CHO Cheng Chi	TPE	0.66	(5) 28.03	(4) 59.70 (5) 1:34.17 (3) 2:07.54 (4) 2:45.77 (3) 3:24.14 (3) 3:55.85	31.67	34.47	33.37	38.23	38.37	31.71	28.84	7.06
14	3	3 FOSSI Claudio	ITA	0.71	(4) 28.01	(4) 59.70 (6) 1:34.65 (5) 2:09.05 (1) 2:44.13 (1) 3:20.55 (2) 3:53.81	31.69	34.95	34.40	35.08	36.42	33.26	30.96	7.14
15	3	1 DAL Thomas	BEL	0.79	(3) 27.89	(7) 1:00.40 (7) 1:35.40 (7) 2:10.02 (5) 2:46.52 (4) 3:24.16 (4) 3:56.28	32.51	35.00	34.62	36.50	37.64	32.12	30.86	9.51
16	4	3 WEDEL Kevin	GER	0.66	(3) 27.58	(3) 58.98 (3) 1:32.99 (4) 2:07.12 (5) 2:44.45 (5) 3:22.84 (6) 3:56.18	31.40	34.01	34.13	37.33	38.39	33.34	31.88	10.43
17	3	8 FAIR Neil	RSA	0.67	(7) 28.24	(6) 1:00.32 (2) 1:33.73 (1) 2:07.04 (3) 2:45.50 (5) 3:24.70 (5) 3:57.44	32.08	33.41	33.31	38.46	39.20	32.74	31.52	11.33
18	3	4 RUVALCABA CRUZ Hector	MEX	0.72	(6) 28.16	(1) 59.00 (1) 1:33.40 (4) 2:07.58 (6) 2:46.53 (7) 3:26.35 (6) 3:58.29	30.84	34.40	34.18	38.95	39.82	31.94	30.73	11.39
19	4	8 LULEK William Robert	SWE	0.73	(8) 28.83	(7) 1:01.25 (8) 1:35.90 (8) 2:10.56 (7) 2:48.34 (7) 3:27.40 (7) 3:58.88	32.42	34.65	34.66	37.78	39.06	31.48	31.33	12.58
20	5	1 SORRISO Giovanni	ITA	0.71	(7) 28.41	(7) 1:01.59 (7) 1:36.41 (7) 2:09.60 (7) 2:47.61 (7) 3:26.14 (7) 3:59.04	33.18	34.82	33.19	38.01	38.53	32.90	31.55	12.96
21	2	4 KIM Jaewoo	KOR	0.70	(2) 27.83	(2) 1:00.96 (1) 1:36.07 (1) 2:11.24 (1) 2:49.71 (1) 3:30.08 (1) 4:02.41	33.13	35.11	35.17	38.47	40.37	32.33	29.26	14.04
22	3	6 WEN Ren Hau	TPE	0.65	(1) 27.14	(2) 59.25 (4) 1:34.01 (6) 2:09.15 (7) 2:46.76 (6) 3:25.88 (7) 4:00.25	32.11	34.76	35.14	37.61	39.12	34.37	32.55	15.17
23	4	1 SOS Daniel	HUN	0.74	(7) 28.38	(8) 1:01.73 (7) 1:35.87 (7) 2:10.26 (8) 2:48.54 (8) 3:28.22 (8) 4:01.10	33.35	34.14	34.39	38.28	39.68	32.88	33.02	16.49
24	2	2 VUORELA Teemu Richard	FIN	0.69	(1) 27.64	(1) 1:00.85 (2) 1:36.93 (2) 2:12.86 (2) 2:51.64 (2) 3:31.74 (2) 4:06.33	33.21	36.08	35.93	38.78	40.10	34.59	32.84	21.54
25	2	6 QUIROZ UTEAU Felipe Martin	CHI	0.68	(3) 28.99	(4) 1:02.32 (4) 1:39.15 (3) 2:15.15 (4) 2:55.35 (3) 3:36.14 (3) 4:08.52	33.33	36.83	36.00	40.20	40.79	32.38	30.98	21.87



## RESULTS SUMMARY

成績總表

	Record	Name	NUSF Code	Location	Date
WR	4:03.84	PHELPS MICHAEL	USA	BEIJING (CHN)	10 AUG 2008
UR	4:12.00	WEISS MICHAEL	USA	KAZAN (RUS)	16 JUL 2013

### Heats

Rank	Heat	Lane Name	NUSF Code	R.T.	50m	100m	150m	200m	250m	300m	350m	Time	Time Behind
26	2	5 <b>PIIROINEN Eetu Mikael</b>	FIN	0.75	(4) 29.00	(3) 1:01.88	(3) 1:38.84	(4) 2:15.18	(3) 2:55.06	(3) 3:36.14	(4) 4:09.68	<b>4:41.19</b>	23.56
						32.88	36.96	36.34	39.88	41.08	33.54	31.51	
27	1	5 <b>ASSI Sherif</b>	LBN	0.75	(1) 29.32	(1) 1:03.86	(1) 1:43.06	(1) 2:21.07	(1) 3:04.79	(1) 3:47.96	(1) 4:21.55	<b>4:54.32</b>	36.69
						34.54	39.20	38.01	43.72	43.17	33.59	32.77	
28	1	3 <b>NAVA MIRANDA E</b>	BOL	0.61	(3) 31.20	(3) 1:07.14	(3) 1:45.51	(2) 2:24.52	(2) 3:08.78	(2) 3:52.94	(2) 4:30.19	<b>5:05.80</b>	48.17
						35.94	38.37	39.01	44.26	44.16	37.25	35.61	
29	1	4 <b>GHOSN Anthony</b>	LBN	0.90	(2) 30.22	(2) 1:04.51	(2) 1:45.48	(3) 2:25.74	(3) 3:13.60	(3) 3:58.81	(3) 4:35.27	<b>5:07.97</b>	50.34
						34.29	40.97	40.26	47.86	45.21	36.46	32.70	
	2	7 <b>GUNADI PUTRA S</b>	INA									<b>DNS</b>	
	2	3 <b>MILLIGAN Alex Stewart Da</b>	AUS									<b>DNS</b>	
	3	7 <b>LOPES Gabriel</b>	POR									<b>DNS</b>	
	5	8 <b>ZHILKIN Andrey</b>	RUS									<b>DNS</b>	

Legend:

Q Classified Final R.T. Reaction time UR Universiade Record WR World record




# RESULT BOOK

29TH Summer Universiade Taipei 2017



## Swimming

Women's 4x100m  
Medley Relay





## MEDALLISTS RELAY

獎牌得主

Medal	NUSF	Name
GOLD	JPN - Japan	KONISHI Anna WATANABE Kanako HIRAYAMA Yukina IGARASHI Chihiro
SILVER	USA - United States of America	STEVENS Hannah Elizabet COTTRELL Andrea Marie MOFFITT Hellen Stewart BALDWIN Caroline Grace
BRONZE	ITA - Italy	ZOFKOVA Carlotta VERONA Giulia DI LIDDO Elena PEZZATO Aglaia



## START LIST

出賽名單

	Record	NUSF (Relay)	Location	Date
<b>WR</b>	3:51.55	USA-UNITED STATES	BUDAPEST (HUN)	30 JUL 2017
<b>UR</b>	3:58.04	RUS-RUSSIAN FEDERATION	KAZAN (RUS)	16 JUL 2013

Final

Event No. 39

Lane	NUSF	Name	Date of Birth	Qualifying Time	Time	Rank
1	RUS - RUSSIAN FEDERATION	KAMENEVA Mariia	27 MAY 1999	4:08.86		
		TEMNIKOVA Mariia	17 NOV 1995			
		GUZHENKOVA Anastasia	16 AUG 1997			
		OPENYSHEVA Arina	24 MAR 1999			
2	CAN - CANADA	ZEVNIK Alexia	4 MAR 1994	4:07.08		
		WOG Kelsey Lauren	19 SEP 1998			
		SAVARD Katerine	26 MAY 1993			
		KEIRE Jacqueline	19 OCT 1994			
3	AUS - AUSTRALIA	WHITTAKER Sian Monique	10 AUG 1997	4:05.10		
		PICKETT Leiston Jane	6 FEB 1992			
		COONEY Gemma Jane Isab	10 NOV 1999			
		HARKIN Abbey Grace	6 MAY 1998			
4	USA - UNITED STATES of AMERICA	STEVENS Hannah Elizabet	9 MAY 1995	4:03.63		
		COTTRELL Andrea Marie	30 JUN 1995			
		MOFFITT Hellen Stewart	21 MAY 1995			
		BALDWIN Caroline Grace	26 FEB 1996			
5	JPN - JAPAN	KONISHI Anna	10 MAY 1996	4:04.41		
		WATANABE Kanako	15 NOV 1996			
		HIRAYAMA Yukina	19 DEC 1995			
		IGARASHI Chihiro	24 MAY 1995			
6	ITA - ITALY	ZOFKOVA Carlotta	22 FEB 1993	4:06.21		
		VERONA Giulia	22 JAN 1999			
		DI LIDDO Elena	8 SEP 1993			
		PEZZATO Aglaia	22 APR 1994			
7	POL - POLAND	TCHORZ Alicja Maria	13 AUG 1992	4:07.52		
		SZTANDERA Dominika Anna	19 JAN 1997			
		NAZIEBLO Klaudia Patrycj	3 DEC 1993			
		DOWGIERT Anna	15 JUL 1990			
8	GER - GERMANY	GRAF Lisa	13 NOV 1992	4:08.99		
		STEIGER Jessica	24 MAY 1992			
		SCHMIDTKE Aliena	20 NOV 1992			
		KOEHLER Sarah	20 JUN 1994			

Reserves

NUSF	Name	Date of Birth	Qualifying Time	Time	Rank
FRA - FRANCE			4:09.44		
KOR - REPUBLIC of KOREA			4:11.10		

Note:

Consult competition schedule in INFO for heat start times

Legend:

UR Universiade Record WR World record



## START LIST

出賽名單

	Record	NUSF (Relay)	Location	Date
<b>WR</b>	3:51.55	USA-UNITED STATES	BUDAPEST (HUN)	30 JUL 2017
<b>UR</b>	3:58.04	RUS-RUSSIAN FEDERATION	KAZAN (RUS)	16 JUL 2013

Heat 1 of 3

Event No. 39

Lane	NUSF	Name	Date of Birth	Qualifying Time	Time	Rank
2	BRA - BRAZIL	LOPES FERREIRA DE P Daynara	25 JUL 1989			
		ALENCAR DE SOUZA Pamela	24 JAN 1994			
		MARCAL DIAS Daiene	16 MAY 1989			
		DUARTE LYRIO Manuella	27 JUL 1989			
3	CHN - CHINA	XU Lili	26 SEP 1991			
		LIN Xinlan	24 JAN 1998			
		GU Siwen	16 AUG 1996			
		WU Tong	30 JUN 1998			
4	CHI - CHILE	SPUHR RAMIREZ M	8 FEB 1994	4:32.40		
		CHANUAR Leila Andrea	20 SEP 1994			
		REYES HINRICHSEN D	3 NOV 1990			
		CHAMORRO MARTINE A	17 DEC 1992			
5	NGR - NIGERIA			5:30.03		
6	COL - COLOMBIA	QUINTERO SOSA María Clara	11 JUL 1992			
		VELEZ CATANO Salome	18 NOV 1993			
		MUNOZ MUNOZ Maria Paola	22 SEP 1993			
		GIRALDO OCAMPO Maria Paula	20 JUN 1997			



## START LIST

出賽名單

	Record	NUSF (Relay)	Location	Date
<b>WR</b>	3:51.55	USA-UNITED STATES	BUDAPEST (HUN)	30 JUL 2017
<b>UR</b>	3:58.04	RUS-RUSSIAN FEDERATION	KAZAN (RUS)	16 JUL 2013

### Heat 2 of 3

Lane	NUSF	Name	Date of Birth	Qualifying Time	Time	Rank
1	TPE - CHINESE TAIPEI	HSU An	29 JUN 1998	4:13.08		
		LIAO Man Wen	12 SEP 1994			
		LI Yi Chia	5 OCT 1998			
		MO Li Err	16 DEC 1996			
2	KOR - REPUBLIC of KOREA	KO Sumin	14 FEB 1995	4:08.10		
		YANG Jiwon	25 SEP 1997			
		PARK Jinyoung	14 APR 1997			
		CHOI Hae Min	8 FEB 1998			
3	AUS - AUSTRALIA	WHITTAKER Sian Monique	10 AUG 1997	4:01.20		
		PICKETT Leiston Jane	6 FEB 1992			
		COONEY Gemma Jane Isab	10 NOV 1999			
		HARKIN Abbey Grace	6 MAY 1998			
4	RUS - RUSSIAN FEDERATION	LAPSHINA Polina	14 NOV 1995	3:55.66		
		TEMNIKOVA Mariia	17 NOV 1995			
		GUZHENKOVA Anastasia	16 AUG 1997			
		OPENYSHEVA Arina	24 MAR 1999			
5	CAN - CANADA	ZEVNIK Alexia	4 MAR 1994	3:59.35		
		WOG Kelsey Lauren	19 SEP 1998			
		SAVARD Katerine	26 MAY 1993			
		KEIRE Jacqueline	19 OCT 1994			
6	POL - POLAND	TCHORZ Alicja Maria	13 AUG 1992	4:06.00		
		SZTANDERA Dominika Anna	19 JAN 1997			
		NAZIEBLO Klaudia Patrycj	3 DEC 1993			
		DOWGIERT Anna	15 JUL 1990			
7	HKG - HONG KONG, CHINA	LAU Sze Wing Erica	15 JAN 1998	4:10.37		
		HAUGHEY Aisling Bridget	16 DEC 1995			
		TAM Hoi Lam	21 APR 1998			
		HAUGHEY Siobhan Bernadette	31 OCT 1997			



## START LIST

出賽名單

	Record	NUSF (Relay)	Location	Date
<b>WR</b>	3:51.55	USA-UNITED STATES	BUDAPEST (HUN)	30 JUL 2017
<b>UR</b>	3:58.04	RUS-RUSSIAN FEDERATION	KAZAN (RUS)	16 JUL 2013

### Heat 3 of 3

Lane	NUSF	Name	Date of Birth	Qualifying Time	Time	Rank
1	NED - NETHERLANDS	TOUSSAINT Kira Marije	22 MAY 1994	4:12.21		
		VERMEULEN Tessa	29 JAN 1998			
		ZANDRINGA Kinge	10 OCT 1998			
		TIENSTRA Marieke	3 MAY 1999			
2	CZE - CZECH REPUBLIC			4:08.00		
3	JPN - JAPAN	KONISHI Anna	10 MAY 1996	3:59.82		
		AOKI Reona	24 FEB 1995			
		HIRAYAMA Yukina	19 DEC 1995			
		IWAMOTO Ayu	27 NOV 1996			
4	USA - UNITED STATES of AMERICA	DE LOOF Alexandra Marga	14 AUG 1994	3:53.13		
		TUCKER Miranda Lynn	8 JUN 1997			
		MC LAUGHLIN Kathryn Ann	9 JUL 1997			
		BURCHILL Veronica	11 OCT 1997			
5	ITA - ITALY	ZOFKOVA Carlotta	22 FEB 1993	3:59.09		
		VERONA Giulia	22 JAN 1999			
		DI LIDDO Elena	8 SEP 1993			
		PEZZATO Aglaia	22 APR 1994			
6	GER - GERMANY	LAEMMLER Nadine Marion	19 MAY 1994	4:03.40		
		STEIGER Jessica	24 MAY 1992			
		GRAF Lisa	13 NOV 1992			
		SCHMIDTKE Aliena	20 NOV 1992			
7	FRA - FRANCE	MAHIEU Pauline, Claude	13 MAR 1999	4:08.28		
		GALLEGO Solène	11 APR 1995			
		BRUNO Justine	17 FEB 1994			
		TOUATI Assia, Anais, N	23 APR 1995			
8	PHI - PHILIPPINES	OLIVARES Isabella	25 FEB 1995	4:30.00		
		RODGERS Joy	3 APR 1996			
		MATABUENA Carmenrose	13 APR 1999			
		OLIVEROS Trisha Anne	25 JUL 1998			

**Note:**  
Consult competition schedule in INFO for heat start times

**Legend:**  
**UR** Universiade Record      **WR** World record



## RESULTS

比賽成績

	Record	NUSF (Relay)	Location	Date
WR	3:51.55	USA-UNITED STATES	BUDAPEST (HUN)	30 JUL 2017
UR	3:58.04	RUS-RUSSIAN FEDERATION	KAZAN (RUS)	16 JUL 2013

Heat 1 of 3

Event No. 39

Rank	Lane	NUSF Name	R.T.	50m	100m	Time	Time Behind
1	3	<b>CHN - CHINA</b>				<b>4:24.33</b>	
		XU Lili	0.66	31.61	1:05.29	(1) 1:05.29	
		LIN Xinlan	0.46	34.13	1:13.42	(1) 2:18.71	
		GU Siwen	0.62	29.72	1:05.46	(1) 3:24.17	
		WU Tong	0.11	28.92	1:00.16	(1) 4:24.33	
2	4	<b>CHI - CHILE</b>				<b>4:36.84</b>	12.51
		SPUHR RAMIREZ M	0.67	32.59	1:08.86	(2) 1:08.86	
		CHANUAR Leila Andrea	0.28	35.25	1:16.26	(2) 2:25.12	
		REYES HINRICHSEN D	0.33	31.10	1:07.02	(2) 3:32.14	
		CHAMORRO MARTINE A	0.29	31.22	1:04.70	(2) 4:36.84	
2		<b>BRA - BRAZIL</b>				<b>DNS</b>	
		LOPES FERREIRA DE P Daynara					
		ALENCAR DE SOUZA Pamela					
		MARCAL DIAS Daiene					
		DUARTE LYRIO Manuella					
5		<b>NGR - NIGERIA</b>				<b>DNS</b>	
6		<b>COL - COLOMBIA</b>				<b>DNS</b>	
		QUINTERO SOSA María Clara					
		VELEZ CATANO Salome					
		MUNOZ MUNOZ Maria Paola					
		GIRALDO OCAMPO Maria Paula					



## RESULTS

比賽成績

	Record	NUSF (Relay)	Location	Date
WR	3:51.55	USA-UNITED STATES	BUDAPEST (HUN)	30 JUL 2017
UR	3:58.04	RUS-RUSSIAN FEDERATION	KAZAN (RUS)	16 JUL 2013

### Heat 2 of 3

Rank	Lane	NUSF Name	R.T.	50m	100m	Time	Time Behind
1	3	<b>AUS - AUSTRALIA</b>				<b>4:05.10</b>	
		WHITTAKER Sian Monique	0.81	29.89	1:00.67	(1) 1:00.67	
		PICKETT Leiston Jane	0.36	31.77	1:07.86	(1) 2:08.53	
		COONEY Gemma Jane Isab	0.22	28.06	1:00.54	(1) 3:09.07	
		HARKIN Abbey Grace	0.21	26.96	56.03	(1) 4:05.10	
2	5	<b>CAN - CANADA</b>				<b>4:07.08</b>	1.98
		ZEVNIK Alexia	0.85	29.61	1:01.15	(2) 1:01.15	
		WOG Kelsey Lauren	0.44	32.54	1:10.17	(4) 2:11.32	
		SAVARD Katerine	0.37	27.50	1:00.37	(2) 3:11.69	
		KEIRE Jacqueline	0.21	26.43	55.39	(2) 4:07.08	
3	6	<b>POL - POLAND</b>				<b>4:07.52</b>	2.42
		TCHORZ Alicja Maria	0.79	29.85	1:01.34	(3) 1:01.34	
		SZTANDERA Dominika Anna	0.26	33.03	1:09.76	(2) 2:11.10	
		NAZIEBLO Klaudia Patrycj	0.24	28.44	1:00.63	(3) 3:11.73	
		DOWGIERT Anna	0.08	26.49	55.79	(3) 4:07.52	
4	4	<b>RUS - RUSSIAN FEDERATION</b>				<b>4:08.86</b>	3.76
		LAPSHINA Polina	0.79	29.95	1:01.36	(4) 1:01.36	
		TEMNIKOVA Mariia	0.38	33.10	1:09.87	(3) 2:11.23	
		GUZHENKOVA Anastasia	0.13	28.17	1:01.08	(4) 3:12.31	
		OPENYSHEVA Arina	0.21	27.88	56.55	(4) 4:08.86	
5	2	<b>KOR - REPUBLIC of KOREA</b>				<b>4:11.10</b>	6.00
		KO Sumin	0.72	30.05	1:03.13	(5) 1:03.13	
		YANG Jiwon	0.56	33.25	1:10.43	(5) 2:13.56	
		PARK Jinyoung	0.39	28.68	1:00.66	(5) 3:14.22	
		CHOI Hae Min	0.33	27.14	56.88	(5) 4:11.10	
6	7	<b>HKG - HONG KONG, CHINA</b>				<b>4:13.79</b>	8.69
		LAU Sze Wing Erica	0.82	32.03	1:07.01	(7) 1:07.01	
		HAUGHEY Aisling Bridget	0.44	33.13	1:10.89	(7) 2:17.90	
		TAM Hoi Lam	0.47	28.63	1:02.36	(7) 3:20.26	
		HAUGHEY Siobhan Bernadette	0.15	25.74	53.53	(6) 4:13.79	
7	1	<b>TPE - CHINESE TAIPEI</b>				<b>4:16.73</b>	11.63
		HSU An	0.81	30.30	1:03.99	(6) 1:03.99	
		LIAO Man Wen	0.48	32.67	1:10.64	(6) 2:14.63	
		LI Yi Chia	0.33	29.17	1:04.20	(6) 3:18.83	
		MO Li Err	0.28	27.53	57.90	(7) 4:16.73	



## RESULTS

比賽成績

	Record	NUSF (Relay)	Location	Date
WR	3:51.55	USA-UNITED STATES	BUDAPEST (HUN)	30 JUL 2017
UR	3:58.04	RUS-RUSSIAN FEDERATION	KAZAN (RUS)	16 JUL 2013

### Heat 3 of 3

Rank	Lane	NUSF Name	R.T.	50m	100m	Time	Time Behind
1	4	<b>USA - UNITED STATES of AMERICA</b>				<b>4:03.63</b>	
		DE LOOF Alexandra Marga	0.87	29.14	1:00.39	(1) 1:00.39	
		TUCKER Miranda Lynn	0.22	31.97	1:08.60	(1) 2:08.99	
		MC LAUGHLIN Kathryn Ann	0.32	27.56	59.03	(1) 3:08.02	
		BURCHILL Veronica	0.32	26.28	55.61	(1) 4:03.63	
2	3	<b>JPN - JAPAN</b>				<b>4:04.41</b>	0.78
		KONISHI Anna	0.58	29.64	1:00.71	(2) 1:00.71	
		AOKI Reona	0.34	32.29	1:08.31	(2) 2:09.02	
		HIRAYAMA Yukina	0.24	27.44	59.26	(2) 3:08.28	
		IWAMOTO Ayu	0.01	26.64	56.13	(2) 4:04.41	
3	5	<b>ITA - ITALY</b>				<b>4:06.21</b>	2.58
		ZOFKOVA Carlotta	0.92	29.96	1:01.53	(3) 1:01.53	
		VERONA Giulia	0.30	33.39	1:10.73	(4) 2:12.26	
		DI LIDDO Elena	0.22	26.84	58.34	(3) 3:10.60	
		PEZZATO Aglaia	0.50	26.65	55.61	(3) 4:06.21	
4	6	<b>GER - GERMANY</b>				<b>4:08.99</b>	5.36
		LAEMMLER Nadine Marion	0.73	30.29	1:02.92	(6) 1:02.92	
		STEIGER Jessica	0.31	32.02	1:08.85	(3) 2:11.77	
		GRAF Lisa	0.39	28.14	1:00.88	(4) 3:12.65	
		SCHMIDTKE Aliena	0.34	26.94	56.34	(4) 4:08.99	
5	7	<b>FRA - FRANCE</b>				<b>4:09.44</b>	5.81
		MAHIEU Pauline, Claude	0.82	30.16	1:02.16	(5) 1:02.16	
		GALLEGO Solène	0.27	32.87	1:11.04	(5) 2:13.20	
		BRUNO Justine	0.31	27.59	1:00.72	(5) 3:13.92	
		TOUATI Assia, Anais, N	0.06	26.80	55.52	(5) 4:09.44	
6	1	<b>NED - NETHERLANDS</b>				<b>4:13.25</b>	9.62
		TOUSSAINT Kira Marije	0.69	29.50	1:01.57	(4) 1:01.57	
		VERMEULEN Tessa	0.18	34.46	1:14.81	(6) 2:16.38	
		ZANDRINGA Kinge	0.31	27.53	59.98	(6) 3:16.36	
		TIENSTRA Marieke	0.26	27.37	56.89	(6) 4:13.25	
7	8	<b>PHI - PHILIPPINES</b>				<b>4:51.70</b>	48.07
		OLIVARES Isabella	0.74	33.09	1:08.22	(7) 1:08.22	
		RODGERS Joy	0.41	36.34	1:18.98	(7) 2:27.20	
		MATABUENA Carmenrose	0.48	33.14	1:13.75	(7) 3:40.95	
		OLIVEROS Trisha Anne	0.57	33.19	1:10.75	(7) 4:51.70	
2		<b>CZE - CZECH REPUBLIC</b>				<b>DNS</b>	

<b>Legend:</b>	DNS	Did not start	R.T.	Reaction time	UR	Universiade Record	WR	World record
----------------	-----	---------------	------	---------------	----	--------------------	----	--------------



## RESULTS SUMMARY

成績總表

	Record	NUSF (Relay)	Location	Date
WR	3:51.55	USA-UNITED STATES	BUDAPEST (HUN)	30 JUL 2017
UR	3:58.04	RUS-RUSSIAN FEDERATION	KAZAN (RUS)	16 JUL 2013

Heats								Event No. 39
Rank	Heat	Lane	NUSF Name	R.T.	50m	100m	Time	Time Behind
1	3	4	<b>USA - UNITED STATES of AMERICA</b>				<b>4:03.63</b>	Q
			DE LOOF Alexandra Marga	0.87	29.14	1:00.39	(1) 1:00.39	
			TUCKER Miranda Lynn	0.22	31.97	1:08.60	(1) 2:08.99	
			MC LAUGHLIN Kathryn Ann	0.32	27.56	59.03	(1) 3:08.02	
			BURCHILL Veronica	0.32	26.28	55.61	(1) 4:03.63	
2	3	3	<b>JPN - JAPAN</b>				<b>4:04.41</b>	0.78 Q
			KONISHI Anna	0.58	29.64	1:00.71	(2) 1:00.71	
			AOKI Reona	0.34	32.29	1:08.31	(2) 2:09.02	
			HIRAYAMA Yukina	0.24	27.44	59.26	(2) 3:08.28	
			IWAMOTO Ayu	0.01	26.64	56.13	(2) 4:04.41	
3	2	3	<b>AUS - AUSTRALIA</b>				<b>4:05.10</b>	1.47 Q
			WHITTAKER Sian Monique	0.81	29.89	1:00.67	(1) 1:00.67	
			PICKETT Leiston Jane	0.36	31.77	1:07.86	(1) 2:08.53	
			COONEY Gemma Jane Isab	0.22	28.06	1:00.54	(1) 3:09.07	
			HARKIN Abbey Grace	0.21	26.96	56.03	(1) 4:05.10	
4	3	5	<b>ITA - ITALY</b>				<b>4:06.21</b>	2.58 Q
			ZOFKOVA Carlotta	0.92	29.96	1:01.53	(3) 1:01.53	
			VERONA Giulia	0.30	33.39	1:10.73	(4) 2:12.26	
			DI LIDDO Elena	0.22	26.84	58.34	(3) 3:10.60	
			PEZZATO Aglaia	0.50	26.65	55.61	(3) 4:06.21	
5	2	5	<b>CAN - CANADA</b>				<b>4:07.08</b>	3.45 Q
			ZEVNIK Alexia	0.85	29.61	1:01.15	(2) 1:01.15	
			WOG Kelsey Lauren	0.44	32.54	1:10.17	(4) 2:11.32	
			SAVARD Katerine	0.37	27.50	1:00.37	(2) 3:11.69	
			KEIRE Jacqueline	0.21	26.43	55.39	(2) 4:07.08	
6	2	6	<b>POL - POLAND</b>				<b>4:07.52</b>	3.89 Q
			TCHORZ Alicja Maria	0.79	29.85	1:01.34	(3) 1:01.34	
			SZTANDERA Dominika Anna	0.26	33.03	1:09.76	(2) 2:11.10	
			NAZIEBLO Klaudia Patrycj	0.24	28.44	1:00.63	(3) 3:11.73	
			DOWGIERT Anna	0.08	26.49	55.79	(3) 4:07.52	
7	2	4	<b>RUS - RUSSIAN FEDERATION</b>				<b>4:08.86</b>	5.23 Q
			LAPSHINA Polina	0.79	29.95	1:01.36	(4) 1:01.36	
			TEMNIKOVA Mariia	0.38	33.10	1:09.87	(3) 2:11.23	
			GUZHENKOVA Anastasia	0.13	28.17	1:01.08	(4) 3:12.31	
			OPENYSHEVA Arina	0.21	27.88	56.55	(4) 4:08.86	
8	3	6	<b>GER - GERMANY</b>				<b>4:08.99</b>	5.36 Q
			LAEMMLER Nadine Marion	0.73	30.29	1:02.92	(6) 1:02.92	
			STEIGER Jessica	0.31	32.02	1:08.85	(3) 2:11.77	
			GRAF Lisa	0.39	28.14	1:00.88	(4) 3:12.65	
			SCHMIDTKE Aliena	0.34	26.94	56.34	(4) 4:08.99	
9	3	7	<b>FRA - FRANCE</b>				<b>4:09.44</b>	5.81
			MAHIEU Pauline, Claude	0.82	30.16	1:02.16	(5) 1:02.16	
			GALLEGO Solène	0.27	32.87	1:11.04	(5) 2:13.20	
			BRUNO Justine	0.31	27.59	1:00.72	(5) 3:13.92	
			TOUATI Assia, Anais, N	0.06	26.80	55.52	(5) 4:09.44	
10	2	2	<b>KOR - REPUBLIC of KOREA</b>				<b>4:11.10</b>	7.47
			KO Sumin	0.72	30.05	1:03.13	(5) 1:03.13	
			YANG Jiwon	0.56	33.25	1:10.43	(5) 2:13.56	
			PARK Jinyoung	0.39	28.68	1:00.66	(5) 3:14.22	
			CHOI Hae Min	0.33	27.14	56.88	(5) 4:11.10	



## RESULTS SUMMARY

成績總表

	Record	NUSF (Relay)	Location	Date
WR	3:51.55	USA-UNITED STATES	BUDAPEST (HUN)	30 JUL 2017
UR	3:58.04	RUS-RUSSIAN FEDERATION	KAZAN (RUS)	16 JUL 2013

### Heats

Rank	Heat	Lane	NUSF Name	R.T.	50m	100m	Time	Time Behind
11	3	1	<b>NED - NETHERLANDS</b>				<b>4:13.25</b>	9.62
			TOUSSAINT Kira Marije	0.69	29.50	1:01.57 (4)	1:01.57	
			VERMEULEN Tessa	0.18	34.46	1:14.81 (6)	2:16.38	
			ZANDRINGA Kinge	0.31	27.53	59.98 (6)	3:16.36	
			TIENSTRA Marieke	0.26	27.37	56.89 (6)	4:13.25	
12	2	7	<b>HKG - HONG KONG, CHINA</b>				<b>4:13.79</b>	10.16
			LAU Sze Wing Erica	0.82	32.03	1:07.01 (7)	1:07.01	
			HAUGHEY Aisling Bridget	0.44	33.13	1:10.89 (7)	2:17.90	
			TAM Hoi Lam	0.47	28.63	1:02.36 (7)	3:20.26	
			HAUGHEY Siobhan Bernadette	0.15	25.74	53.53 (6)	4:13.79	
13	2	1	<b>TPE - CHINESE TAIPEI</b>				<b>4:16.73</b>	13.10
			HSU An	0.81	30.30	1:03.99 (6)	1:03.99	
			LIAO Man Wen	0.48	32.67	1:10.64 (6)	2:14.63	
			LI Yi Chia	0.33	29.17	1:04.20 (6)	3:18.83	
			MO Li Err	0.28	27.53	57.90 (7)	4:16.73	
14	1	3	<b>CHN - CHINA</b>				<b>4:24.33</b>	20.70
			XU Lili	0.66	31.61	1:05.29 (1)	1:05.29	
			LIN Xinlan	0.46	34.13	1:13.42 (1)	2:18.71	
			GU Siwen	0.62	29.72	1:05.46 (1)	3:24.17	
			WU Tong	0.11	28.92	1:00.16 (1)	4:24.33	
15	1	4	<b>CHI - CHILE</b>				<b>4:36.84</b>	33.21
			SPUHR RAMIREZ M	0.67	32.59	1:08.86 (2)	1:08.86	
			CHANUAR Leila Andrea	0.28	35.25	1:16.26 (2)	2:25.12	
			REYES HINRICHSEN D	0.33	31.10	1:07.02 (2)	3:32.14	
			CHAMORRO MARTINE A	0.29	31.22	1:04.70 (2)	4:36.84	
16	3	8	<b>PHI - PHILIPPINES</b>				<b>4:51.70</b>	48.07
			OLIVARES Isabella	0.74	33.09	1:08.22 (7)	1:08.22	
			RODGERS Joy	0.41	36.34	1:18.98 (7)	2:27.20	
			MATABUENA Carmenrose	0.48	33.14	1:13.75 (7)	3:40.95	
			OLIVEROS Trisha Anne	0.57	33.19	1:10.75 (7)	4:51.70	
	1	2	<b>BRA - BRAZIL</b>				<b>DNS</b>	
			LOPES FERREIRA DE P Daynara					
			ALENCAR DE SOUZA Pamela					
			MARCAL DIAS Daiene					
			DUARTE LYRIO Manuella					
	1	5	<b>NGR - NIGERIA</b>				<b>DNS</b>	
	1	6	<b>COL - COLOMBIA</b>				<b>DNS</b>	
			QUINTERO SOSA Maria Clara					
			VELEZ CATANO Salome					
			MUNOZ MUNOZ Maria Paola					
			GIRALDO OCAMPO Maria Paula					
	3	2	<b>CZE - CZECH REPUBLIC</b>				<b>DNS</b>	

Legend:

DNS	Did not start	Q	Classified Final	R.T.	Reaction time	UR	Universiade Record
WR	World record						



# RESULT BOOK


29TH Summer Universiade Taipei 2017



## Swimming

Men's 100m

Breaststroke





## MEDALLISTS

獎牌得主

Medal	Name	NUSF
GOLD	RESS Justin Andrew	USA - United States of America
SILVER	HAGINO Kosuke	JPN - Japan
BRONZE	RAPSYS Danas	LTU - Lithuania



## START LIST

出場名單

Record	Name	NUSF Code	Location	Date
WR	51.85 MURPHY RYAN	USA	RIO DE JANEIRO (BRA)	13 AUG 2016
UR	52.60 IRIE RYOSUKE	JPN	BELGRADE (SRB)	06 JUL 2009

### Final

Event No. 3

Lane	Name	NUSF Code	Date of Birth	Qualifying Time	Time	Rank
1	TREFFERS Benjamin Mark	AUS	15 AUG 1991	54.79		
2	HAGINO Kosuke	JPN	15 AUG 1994	54.57		
3	RAPSYS Danas	LTU	21 MAY 1995	54.36		
4	RESS Justin Andrew	USA	03 AUG 1997	53.34		
5	DALE Taylor Lee	USA	29 DEC 1994	54.10		
6	CHRISTOU Apostolos	GRE	01 NOV 1996	54.38		
7	RYAN Shane Patrick	IRL	27 JAN 1994	54.63		
8	THORMEYER Markus	CAN	25 AUG 1997	54.80		

### Reserves

Name	NUSF Code	Date of Birth	Qualifying Time	Time	Rank
LARIN Roman	RUS	18 MAR 1998	54.95		
SHABASOV Andrei	RUS	20 JUN 1994	54.96		

#### Note:

Consult competition schedule in INFO for heat start times

#### Legend:

UR Universiade Record      WR World record



## RESULTS SUMMARY

成績總表

	Record	Name	NUSF Code	Location	Date
<b>WR</b>	51.85	MURPHY RYAN	USA	RIO DE JANEIRO (BRA)	13 AUG 2016
<b>UR</b>	52.60	IRIE RYOSUKE	JPN	BELGRADE (SRB)	06 JUL 2009

Final								Event No.	3
Rank	Heat	Lane	Name	NUSF Code	R.T.	50m	Time	Time Behind	
1	1	4	RESS Justin Andrew	USA	0.89	(1) 25.82	<b>53.29</b> 27.47		
2	1	2	HAGINO Kosuke	JPN	0.75	(7) 26.41	<b>54.12</b> 27.71	0.83	
3	1	3	RAPSYS Danas	LTU	0.81	(2) 26.05	<b>54.17</b> 28.12	0.88	
4	1	7	RYAN Shane Patrick	IRL	0.80	(3) 26.14	<b>54.35</b> 28.21	1.06	
5	1	1	TREFFERS Benjamin Mark	AUS	0.73	(6) 26.25	<b>54.39</b> 28.14	1.10	
6	1	6	CHRISTOU Apostolos	GRE	0.91	(3) 26.14	<b>54.49</b> 28.35	1.20	
7	1	5	DALE Taylor Lee	USA	0.71	(5) 26.22	<b>54.53</b> 28.31	1.24	
8	1	8	THORMEYER Markus	CAN	0.86	(8) 26.57	<b>54.90</b> 28.33	1.61	

Legend:

R.T. Reaction time      UR Universiade Record      WR World record



## START LIST

出場名單

	Record	Name	NUSF Code	Location	Date
WR	51.85	MURPHY RYAN	USA	RIO DE JANEIRO (BRA)	13 AUG 2016
UR	52.60	IRIE RYOSUKE	JPN	BELGRADE (SRB)	06 JUL 2009

### Heat 1 of 8

Event No. 3

Lane	Name	NUSF Code	Date of Birth	Qualifying Time	Time	Rank
2	ODUNI Amukali Evans	NGR	15 MAR 1990			
3	GODBLESS Joseph	NGR	24 DEC 1996	1:13.18		
4	LATT Daniil	EST	19 AUG 1998	1:04.12		
5	DIMAYUGA Ryan Anthony	PHI	30 JUN 1999	1:07.60		
6	AL-BULUSHI Mohamed Tariq	OMA	12 JUL 1992	1:15.23		

### Heat 2 of 8

Lane	Name	NUSF Code	Date of Birth	Qualifying Time	Time	Rank
1	MERCADO Christen	PHI	01 APR 1996	1:02.00		
2	WAKED Maroun	LBN	07 APR 1995	1:01.00		
3	WRATSANGKA Adityastha Rai	INA	25 NOV 1997	59.49		
4	MITSUMASU TOYOFUKO Daniel	PER	11 MAY 1994	58.50		
5	GUSSEV Andrei	EST	11 JUL 1997	58.61		
6	CHEPISHEVSKI Gorazd	MKD	16 MAR 1993	59.72		
7	ABOUB Nassim	ALG	06 SEP 1996	1:01.23		
8	YALUK FLORES Alfredo Jose	PAR	25 SEP 1998	1:02.12		

### Heat 3 of 8

Lane	Name	NUSF Code	Date of Birth	Qualifying Time	Time	Rank
1	LAU Shiu Yue	HKG	20 JUL 1997	58.17		
2	BENBARA Mehdi Nazim	ALG	31 AUG 1998	57.88		
3	SZENTES Bence	HUN	29 MAR 1996	57.40		
4	FAIR Neil	RSA	13 JAN 1997	57.17		
5	BUGDOL Rafal Jozef	POL	02 OCT 1995	57.19		
6	MC EVOY Rory Purcell	IRL	19 MAR 1998	57.43		
7	CHANG Hou Chi	TPE	28 OCT 1997	57.89		
8	MARKKANEN Janne Markus	FIN	12 MAY 1994	58.37		

### Heat 4 of 8

Lane	Name	NUSF Code	Date of Birth	Qualifying Time	Time	Rank
1	BINEDELL Martin Christia	RSA	30 JUL 1995	56.58		
2	CESPEDES ECHEVERRI David	COL	29 MAR 1994	56.32		
3	HURNYTSKYI Dmytro	UKR	24 OCT 1994	56.00		
4	MAIN Bayley Heath Pe	NZL	14 MAR 1997	55.69		
5	STANKEVICIUS Gytis	LTU	30 JUL 1994	55.82		
6	KASKABAY Adil	KAZ	13 MAY 1998	56.24		
7	WANG Yu Lian	TPE	06 SEP 1994	56.58		
8	SONG AN Andy Xianyang	MEX	20 AUG 1998	56.85		



## START LIST

出場名單

	Record	Name	NUSF Code	Location	Date
WR	51.85	MURPHY RYAN	USA	RIO DE JANEIRO (BRA)	13 AUG 2016
UR	52.60	IRIE RYOSUKE	JPN	BELGRADE (SRB)	06 JUL 2009

### Heat 5 of 8

Lane	Name	NUSF Code	Date of Birth	Qualifying Time	Time	Rank
1	REITSHAMMER Bernhard	AUT	17 JUN 1994	55.64		
2	FREDRIKSSON Dag Petter	SWE	24 FEB 1997	55.54		
3	WON Youngjun	KOR	08 JAN 1998	55.28		
4	LEE Juho	KOR	23 JAN 1995	55.19		
5	HOEKFELT Gustav Goeran V	SWE	30 AUG 1994	55.21		
6	COETZEE Corneille Gerha	NZL	17 OCT 1994	55.48		
7	HOCKIN BRUSQUETTI Charles Daniel	PAR	04 NOV 1989	55.63		
8	FELDBERGS Girts	LAT	17 FEB 1993	55.68		

### Heat 6 of 8

Lane	Name	NUSF Code	Date of Birth	Qualifying Time	Time	Rank
1	LOPES Gabriel	POR	15 MAY 1997	55.02		
2	SPANOUKAKIS Georgios	GRE	05 AUG 1994	54.55		
3	RAPSYS Danas	LTU	21 MAY 1995	54.07		
4	CHRISTOU Apostolos	GRE	01 NOV 1996	53.38		
5	POLEWKA Tomasz	POL	05 AUG 1994	53.98		
6	RESTIVO Matteo	ITA	04 NOV 1994	54.24		
7	DIAS MASSE BASSETO Guilherme	BRA	12 MAR 1997	54.78		
8	HILL Robert Graham	CAN	29 JAN 1996	55.17		

### Heat 7 of 8

Lane	Name	NUSF Code	Date of Birth	Qualifying Time	Time	Rank
1	STASELOVICH Viktor	BLR	28 MAY 1994	54.91		
2	GAMBURG David	ISR	12 DEC 1993	54.38		
3	TREFFERS Benjamin Mark	AUS	15 AUG 1991	54.06		
4	RESS Justin Andrew	USA	03 AUG 1997	53.27		
5	RYAN Shane Patrick	IRL	27 JAN 1994	53.85		
6	MILLI Matteo	ITA	22 APR 1989	54.24		
7	AVETAND Thomas, Valenti	FRA	24 JUL 1995	54.78		
8	UNO Shuhei	JPN	25 OCT 1997	55.07		



## START LIST

出場名單

	Record	Name	NUSF Code	Location	Date
<b>WR</b>	51.85	MURPHY RYAN	USA	RIO DE JANEIRO (BRA)	13 AUG 2016
<b>UR</b>	52.60	IRIE RYOSUKE	JPN	BELGRADE (SRB)	06 JUL 2009

### Heat 8 of 8

Lane	Name	NUSF Code	Date of Birth	Qualifying Time	Time	Rank
1	THORMEYER Markus	CAN	25 AUG 1997	54.81		
2	KOPELEV Jonatan Josef	ISR	01 OCT 1991	54.38		
3	DALE Taylor Lee	USA	29 DEC 1994	54.00		
4	HAGINO Kosuke	JPN	15 AUG 1994	53.08		
5	SHABASOV Andrei	RUS	20 JUN 1994	53.77		
6	BALOG Gabor	HUN	02 SEP 1990	54.08		
7	LARIN Roman	RUS	18 MAR 1998	54.67		
8	TSMYH Mikita	BLR	15 APR 1997	55.02		

**Note:**  
Consult competition schedule in INFO for heat start times

**Legend:**  
**UR** Universiade Record      **WR** World record



## RESULTS

比賽成績

	Record	Name	NUSF Code	Location	Date
WR	51.85	MURPHY RYAN	USA	RIO DE JANEIRO (BRA)	13 AUG 2016
UR	52.60	IRIE RYOSUKE	JPN	BELGRADE (SRB)	06 JUL 2009

### Heat 1 of 8

Event No. 3

Rank	Lane	Name	NUSF Code	R.T.	50m	Time	Time Behind
1	4	LATT Daniil	EST	1.01	(1) 32.25	<b>1:08.67</b> 36.42	
2	5	DIMAYUGA Ryan Anthony	PHI	0.67	(2) 32.83	<b>1:10.68</b> 37.85	2.01
	2	ODUNI Amukali Evans	NGR			<b>DNS</b>	
	3	GODBLESS Joseph	NGR			<b>DNS</b>	
	6	AL-BULUSHI Mohamed Tariq	OMA			<b>DNS</b>	

### Heat 2 of 8

Rank	Lane	Name	NUSF Code	R.T.	50m	Time	Time Behind
1	5	GUSSEV Andrei	EST	0.64	(1) 27.83	<b>58.37</b> 30.54	
2	3	WRATSANGKA Adityastha Rai	INA	0.69	(4) 29.22	<b>59.64</b> 30.42	1.27
3	6	CHEPISHEVSKI Gorazd	MKD	0.73	(2) 28.43	<b>59.99</b> 31.56	1.62
4	7	ABOUB Nassim	ALG	0.76	(3) 29.07	<b>1:00.93</b> 31.86	2.56
5	4	MITSUMASU TOYOFU D	PER	0.83	(5) 29.24	<b>1:01.34</b> 32.10	2.97
6	2	WAKED Maroun	LBN	0.87	(6) 30.86	<b>1:03.60</b> 32.74	5.23
7	8	YALUK FLORES Alfredo Jose	PAR	0.79	(7) 31.71	<b>1:05.45</b> 33.74	7.08
8	1	MERCADO Christen	PHI	0.94	(8) 31.79	<b>1:07.55</b> 35.76	9.18

### Heat 3 of 8

Rank	Lane	Name	NUSF Code	R.T.	50m	Time	Time Behind
1	5	BUGDOL Rafal Jozef	POL	0.64	(1) 26.97	<b>56.87</b> 29.90	
2	4	FAIR Neil	RSA	0.93	(2) 27.65	<b>57.56</b> 29.91	0.69
3	6	MC EVOY Rory Purcell	IRL	0.86	(2) 27.65	<b>58.14</b> 30.49	1.27
4	1	LAU Shiu Yue	HKG	0.76	(7) 28.26	<b>58.15</b> 29.89	1.28
5	3	SZENTES Bence	HUN	0.97	(5) 28.14	<b>58.19</b> 30.05	1.32
6	7	CHANG Hou Chi	TPE	0.83	(6) 28.18	<b>59.00</b> 30.82	2.13
7	8	MARKKANEN Janne Markus	FIN	0.75	(4) 27.99	<b>59.54</b> 31.55	2.67
	2	BENBARA Mehdi Nazim	ALG			<b>DNS</b>	



## RESULTS

比賽成績

	Record	Name	NUSF Code	Location	Date
WR	51.85	MURPHY RYAN	USA	RIO DE JANEIRO (BRA)	13 AUG 2016
UR	52.60	IRIE RYOSUKE	JPN	BELGRADE (SRB)	06 JUL 2009

### Heat 4 of 8

Rank	Lane	Name	NUSF Code	R.T.	50m	Time	Time Behind
1	3	HURNYTSKYI Dmytro	UKR	0.81	(1) 26.28	<b>55.81</b> 29.53	
2	1	BINEDELL Martin Christia	RSA	0.71	(2) 27.01	<b>56.44</b> 29.43	0.63
3	5	STANKEVICIUS Gytis	LTU	0.71	(3) 27.10	<b>56.54</b> 29.44	0.73
4	8	SONG AN Andy Xianyang	MEX	0.84	(5) 27.39	<b>56.91</b> 29.52	1.10
5	4	MAIN Bayley Heath Pe	NZL	0.81	(4) 27.36	<b>57.34</b> 29.98	1.53
6	6	KASKABAY Adil	KAZ	0.69	(6) 27.80	<b>57.63</b> 29.83	1.82
7	2	CESPEDES ECHEVERRI David	COL	0.85	(7) 27.83	<b>57.66</b> 29.83	1.85
8	7	WANG Yu Lian	TPE	0.95	(8) 27.89	<b>57.81</b> 29.92	2.00

### Heat 5 of 8

Rank	Lane	Name	NUSF Code	R.T.	50m	Time	Time Behind
1	3	WON Youngjun	KOR	0.80	(2) 27.07	<b>55.93</b> 28.86	
2	2	FREDRIKSSON Dag Petter	SWE	0.85	(6) 27.21	<b>56.15</b> 28.94	0.22
3	4	LEE Juho	KOR	0.81	(1) 26.96	<b>56.39</b> 29.43	0.46
4	6	COETZEE Corneille Gerha	NZL	0.78	(5) 27.17	<b>56.51</b> 29.34	0.58
5	8	FELDBERGS Girts	LAT	0.79	(4) 27.16	<b>56.63</b> 29.47	0.70
6	5	HOEKFELT Gustav Goeran V	SWE	0.73	(3) 27.09	<b>56.71</b> 29.62	0.78
7	7	HOCKIN BRUSQUETT C	PAR	0.60	(7) 27.47	<b>57.29</b> 29.82	1.36
8	1	REITSHAMMER Bernhard	AUT	0.80	(8) 27.58	<b>57.65</b> 30.07	1.72



## RESULTS

比賽成績

	Record	Name	NUSF Code	Location	Date
WR	51.85	MURPHY RYAN	USA	RIO DE JANEIRO (BRA)	13 AUG 2016
UR	52.60	IRIE RYOSUKE	JPN	BELGRADE (SRB)	06 JUL 2009

### Heat 6 of 8

Rank	Lane	Name	NUSF Code	R.T.	50m	Time	Time Behind
1	3	RAPSYS Danas	LTU	0.85	(2) 26.43	<b>54.51</b> 28.08	
2	4	CHRISTOU Apostolos	GRE	0.81	(1) 25.96	<b>54.78</b> 28.82	0.27
3	5	POLEWKA Tomasz	POL	0.63	(3) 26.82	<b>55.72</b> 28.90	1.21
4	8	HILL Robert Graham	CAN	0.77	(7) 27.30	<b>55.75</b> 28.45	1.24
5	1	LOPES Gabriel	POR	0.76	(5) 27.00	<b>55.86</b> 28.86	1.35
6	6	RESTIVO Matteo	ITA	0.79	(6) 27.04	<b>55.98</b> 28.94	1.47
7	7	DIAS MASSE BASSE G	BRA	0.72	(4) 26.90	<b>56.68</b> 29.78	2.17
	2	SPANOUKAKIS Georgios	GRE			<b>DNS</b>	

### Heat 7 of 8

Rank	Lane	Name	NUSF Code	R.T.	50m	Time	Time Behind
1	4	RESS Justin Andrew	USA	0.69	(6) 26.81	<b>53.63</b> 26.82	
2	5	RYAN Shane Patrick	IRL	0.95	(7) 26.97	<b>54.71</b> 27.74	1.08
3	3	TREFFERS Benjamin Mark	AUS	0.77	(1) 26.18	<b>54.82</b> 28.64	1.19
4	2	GAMBURG David	ISR	0.84	(3) 26.62	<b>55.23</b> 28.61	1.60
5	8	UNO Shuhei	JPN	0.64	(2) 26.57	<b>55.48</b> 28.91	1.85
6	6	MILLI Matteo	ITA	0.69	(8) 27.01	<b>55.80</b> 28.79	2.17
7	7	AVETAND Thomas, Valenti	FRA	0.76	(5) 26.71	<b>56.40</b> 29.69	2.77
8	1	STASELOVICH Viktor	BLR	0.70	(3) 26.62	<b>56.74</b> 30.12	3.11



## RESULTS

比賽成績

	Record	Name	NUSF Code	Location	Date
<b>WR</b>	51.85	MURPHY RYAN	USA	RIO DE JANEIRO (BRA)	13 AUG 2016
<b>UR</b>	52.60	IRIE RYOSUKE	JPN	BELGRADE (SRB)	06 JUL 2009

### Heat 8 of 8

Rank	Lane	Name	NUSF Code	R.T.	50m	Time	Time Behind
1	3	DALE Taylor Lee	USA	0.76		<b>54.13</b>	
2	4	HAGINO Kosuke	JPN	0.77		<b>54.96</b>	0.83
3	1	THORMEYER Markus	CAN	0.91		<b>55.04</b>	0.91
4	7	LARIN Roman	RUS	0.81		<b>55.21</b>	1.08
5	6	BALOG Gabor	HUN	0.73		<b>55.32</b>	1.19
6	5	SHABASOV Andrei	RUS	0.80		<b>55.46</b>	1.33
7	8	TSMYH Mikita	BLR	0.79		<b>55.49</b>	1.36
8	2	KOPELEV Jonatan Josef	ISR	0.80		<b>55.85</b>	1.72

Legend:

**DNS** Did not start      **R.T.** Reaction time      **UR** Universiade Record      **WR** World record



## RESULTS SUMMARY

成績總表

	Record	Name	NUSF Code	Location	Date
WR	51.85	MURPHY RYAN	USA	RIO DE JANEIRO (BRA)	13 AUG 2016
UR	52.60	IRIE RYOSUKE	JPN	BELGRADE (SRB)	06 JUL 2009

Heats								Event No.	3
Rank	Heat	Lane	Name	NUSF Code	R.T.	50m	Time	Time Behind	
1	7	4	RESS Justin Andrew	USA	0.69	(6) 26.81	<b>53.63</b> 26.82	Q	
2	8	3	DALE Taylor Lee	USA	0.76		<b>54.13</b>	0.50 Q	
3	6	3	RAPSYS Danas	LTU	0.85	(2) 26.43	<b>54.51</b> 28.08	0.88 Q	
4	7	5	RYAN Shane Patrick	IRL	0.95	(7) 26.97	<b>54.71</b> 27.74	1.08 Q	
5	6	4	CHRISTOU Apostolos	GRE	0.81	(1) 25.96	<b>54.78</b> 28.82	1.15 Q	
6	7	3	TREFFERS Benjamin Mark	AUS	0.77	(1) 26.18	<b>54.82</b> 28.64	1.19 Q	
7	8	4	HAGINO Kosuke	JPN	0.77		<b>54.96</b>	1.33 Q	
8	8	1	THORMEYER Markus	CAN	0.91		<b>55.04</b>	1.41 Q	
9	8	7	LARIN Roman	RUS	0.81		<b>55.21</b>	1.58 Q	
10	7	2	GAMBURG David	ISR	0.84	(3) 26.62	<b>55.23</b> 28.61	1.60 Q	
11	8	6	BALOG Gabor	HUN	0.73		<b>55.32</b>	1.69 Q	
12	8	5	SHABASOV Andrei	RUS	0.80		<b>55.46</b>	1.83 Q	
13	7	8	UNO Shuhei	JPN	0.64	(2) 26.57	<b>55.48</b> 28.91	1.85 Q	
14	8	8	TSMYH Mikita	BLR	0.79		<b>55.49</b>	1.86 Q	
15	6	5	POLEWKA Tomasz	POL	0.63	(3) 26.82	<b>55.72</b> 28.90	2.09 Q	
16	6	8	HILL Robert Graham	CAN	0.77	(7) 27.30	<b>55.75</b> 28.45	2.12 Q	
17	7	6	MILLI Matteo	ITA	0.69	(8) 27.01	<b>55.80</b> 28.79	2.17	
18	4	3	HURNYTSKYI Dmytro	UKR	0.81	(1) 26.28	<b>55.81</b> 29.53	2.18	
19	8	2	KOPELEV Jonatan Josef	ISR	0.80		<b>55.85</b>	2.22	
20	6	1	LOPES Gabriel	POR	0.76	(5) 27.00	<b>55.86</b> 28.86	2.23	
21	5	3	WON Youngjun	KOR	0.80	(2) 27.07	<b>55.93</b> 28.86	2.30	
22	6	6	RESTIVO Matteo	ITA	0.79	(6) 27.04	<b>55.98</b> 28.94	2.35	
23	5	2	FREDRIKSSON Dag Petter	SWE	0.85	(6) 27.21	<b>56.15</b> 28.94	2.52	
24	5	4	LEE Juho	KOR	0.81	(1) 26.96	<b>56.39</b> 29.43	2.76	
25	7	7	AVETAND Thomas, Valenti	FRA	0.76	(5) 26.71	<b>56.40</b> 29.69	2.77	



## RESULTS SUMMARY

成績總表

	Record	Name	NUSF Code	Location	Date
WR	51.85	MURPHY RYAN	USA	RIO DE JANEIRO (BRA)	13 AUG 2016
UR	52.60	IRIE RYOSUKE	JPN	BELGRADE (SRB)	06 JUL 2009

### Heats

Rank	Heat	Lane	Name	NUSF Code	R.T.	50m	Time	Time Behind
26	4	1	BINEDELL Martin Christia	RSA	0.71	(2) 27.01	<b>56.44</b> 29.43	2.81
27	5	6	COETZEE Corneille Gerha	NZL	0.78	(5) 27.17	<b>56.51</b> 29.34	2.88
28	4	5	STANKEVICIUS Gytis	LTU	0.71	(3) 27.10	<b>56.54</b> 29.44	2.91
29	5	8	FELDBERGS Girts	LAT	0.79	(4) 27.16	<b>56.63</b> 29.47	3.00
30	6	7	DIAS MASSE BASSE G	BRA	0.72	(4) 26.90	<b>56.68</b> 29.78	3.05
31	5	5	HOEKFELT Gustav Goeran V	SWE	0.73	(3) 27.09	<b>56.71</b> 29.62	3.08
32	7	1	STASELOVICH Viktor	BLR	0.70	(3) 26.62	<b>56.74</b> 30.12	3.11
33	3	5	BUGDOL Rafal Jozef	POL	0.64	(1) 26.97	<b>56.87</b> 29.90	3.24
34	4	8	SONG AN Andy Xianyang	MEX	0.84	(5) 27.39	<b>56.91</b> 29.52	3.28
35	5	7	HOCKIN BRUSQUETT C	PAR	0.60	(7) 27.47	<b>57.29</b> 29.82	3.66
36	4	4	MAIN Bayley Heath Pe	NZL	0.81	(4) 27.36	<b>57.34</b> 29.98	3.71
37	3	4	FAIR Neil	RSA	0.93	(2) 27.65	<b>57.56</b> 29.91	3.93
38	4	6	KASKABAY Adil	KAZ	0.69	(6) 27.80	<b>57.63</b> 29.83	4.00
39	5	1	REITSHAMMER Bernhard	AUT	0.80	(8) 27.58	<b>57.65</b> 30.07	4.02
40	4	2	CESPEDES ECHEVERRI David	COL	0.85	(7) 27.83	<b>57.66</b> 29.83	4.03
41	4	7	WANG Yu Lian	TPE	0.95	(8) 27.89	<b>57.81</b> 29.92	4.18
42	3	6	MC EVOY Rory Purcell	IRL	0.86	(2) 27.65	<b>58.14</b> 30.49	4.51
43	3	1	LAU Shiu Yue	HKG	0.76	(7) 28.26	<b>58.15</b> 29.89	4.52
44	3	3	SZENTES Bence	HUN	0.97	(5) 28.14	<b>58.19</b> 30.05	4.56
45	2	5	GUSSEV Andrei	EST	0.64	(1) 27.83	<b>58.37</b> 30.54	4.74
46	3	7	CHANG Hou Chi	TPE	0.83	(6) 28.18	<b>59.00</b> 30.82	5.37
47	3	8	MARKKANEN Janne Markus	FIN	0.75	(4) 27.99	<b>59.54</b> 31.55	5.91
48	2	3	WRATSANGKA Adityastha Rai	INA	0.69	(4) 29.22	<b>59.64</b> 30.42	6.01
49	2	6	CHEPISHEVSKI Gorazd	MKD	0.73	(2) 28.43	<b>59.99</b> 31.56	6.36
50	2	7	ABOUB Nassim	ALG	0.76	(3) 29.07	<b>1:00.93</b> 31.86	7.30



## RESULTS SUMMARY

成績總表

	Record	Name	NUSF Code	Location	Date
<b>WR</b>	51.85	MURPHY RYAN	USA	RIO DE JANEIRO (BRA)	13 AUG 2016
<b>UR</b>	52.60	IRIE RYOSUKE	JPN	BELGRADE (SRB)	06 JUL 2009

### Heats

Rank	Heat	Lane	Name	NUSF Code	R.T.	50m	Time	Time Behind
51	2	4	MITSUMASU TOYOFU D	PER	0.83	(5) 29.24	<b>1:01.34</b> 32.10	7.71
52	2	2	WAKED Maroun	LBN	0.87	(6) 30.86	<b>1:03.60</b> 32.74	9.97
53	2	8	YALUK FLORES Alfredo Jose	PAR	0.79	(7) 31.71	<b>1:05.45</b> 33.74	11.82
54	2	1	MERCADO Christen	PHI	0.94	(8) 31.79	<b>1:07.55</b> 35.76	13.92
55	1	4	LATT Daniil	EST	1.01	(1) 32.25	<b>1:08.67</b> 36.42	15.04
56	1	5	DIMAYUGA Ryan Anthony	PHI	0.67	(2) 32.83	<b>1:10.68</b> 37.85	17.05
	1	2	ODUNI Amukali Evans	NGR			<b>DNS</b>	
	1	6	AL-BULUSHI Mohamed Tariq	OMA			<b>DNS</b>	
	1	3	GODBLESS Joseph	NGR			<b>DNS</b>	
	3	2	BENBARA Mehdi Nazim	ALG			<b>DNS</b>	
	6	2	SPANOUKAKIS Georgios	GRE			<b>DNS</b>	

Legend:

Q Classified Final      R.T. Reaction time      UR Universiade Record      WR World record



## START LIST

出場名單

Record	Name	NUSF Code	Location	Date
WR	51.85 MURPHY RYAN	USA	RIO DE JANEIRO (BRA)	13 AUG 2016
UR	52.60 IRIE RYOSUKE	JPN	BELGRADE (SRB)	06 JUL 2009

### Semifinal 1 of 2

Event No. 3

Lane	Name	NUSF Code	Date of Birth	Qualifying Time	Time	Rank
1	TSMYH Mikita	BLR	15 APR 1997	55.49		
2	GAMBURG David	ISR	12 DEC 1993	55.23		
3	TREFFERS Benjamin Mark	AUS	15 AUG 1991	54.82		
4	DALE Taylor Lee	USA	29 DEC 1994	54.13		
5	RYAN Shane Patrick	IRL	27 JAN 1994	54.71		
6	THORMEYER Markus	CAN	25 AUG 1997	55.04		
7	SHABASOV Andrei	RUS	20 JUN 1994			
8	HILL Robert Graham	CAN	29 JAN 1996	55.75		

### Semifinal 2 of 2

Lane	Name	NUSF Code	Date of Birth	Qualifying Time	Time	Rank
1	UNO Shuhei	JPN	25 OCT 1997	55.48		
2	LARIN Roman	RUS	18 MAR 1998			
3	CHRISTOU Apostolos	GRE	01 NOV 1996	54.78		
4	RESS Justin Andrew	USA	03 AUG 1997	53.63		
5	RAPSYS Danas	LTU	21 MAY 1995	54.51		
6	HAGINO Kosuke	JPN	15 AUG 1994	54.96		
7	BALOG Gabor	HUN	02 SEP 1990	55.32		
8	POLEWKA Tomasz	POL	05 AUG 1994	55.72		

### Reserves

Name	NUSF Code	Date of Birth	Qualifying Time	Time	Rank
MILLI Matteo	ITA	22 APR 1989	55.80		
HURNYTSKYI Dmytro	UKR	24 OCT 1994	55.81		

**Note:**  
Consult competition schedule in INFO for heat start times

**Legend:**  
UR Universiade Record    WR World record



## RESULTS

比賽成績

	Record	Name	NUSF Code	Location	Date
WR	51.85	MURPHY RYAN	USA	RIO DE JANEIRO (BRA)	13 AUG 2016
UR	52.60	IRIE RYOSUKE	JPN	BELGRADE (SRB)	06 JUL 2009

### Semifinal 1

Event No. 3

Rank	Lane	Name	NUSF Code	R.T.	50m	Time	Time Behind
1	4	DALE Taylor Lee	USA	0.73	(1) 26.16	<b>54.10</b> 27.94	
2	5	RYAN Shane Patrick	IRL	0.78	(2) 26.42	<b>54.63</b> 28.21	0.53
3	3	TREFFERS Benjamin Mark	AUS	0.81	(6) 26.73	<b>54.79</b> 28.06	0.69
4	6	THORMEYER Markus	CAN	0.82	(5) 26.64	<b>54.80</b> 28.16	0.70
5	7	SHABASOV Andrei	RUS	0.76	(7) 26.94	<b>54.96</b> 28.02	0.86
6	1	TSMYH Mikita	BLR	0.80	(4) 26.63	<b>55.08</b> 28.45	0.98
7	8	HILL Robert Graham	CAN	0.79	(8) 27.05	<b>55.24</b> 28.19	1.14
8	2	GAMBURG David	ISR	0.76	(2) 26.42	<b>55.43</b> 29.01	1.33

### Semifinal 2

Rank	Lane	Name	NUSF Code	R.T.	50m	Time	Time Behind
1	4	RESS Justin Andrew	USA	0.82	(1) 25.84	<b>53.34</b> 27.50	
2	5	RAPSYS Danas	LTU	0.62	(3) 26.26	<b>54.36</b> 28.10	1.02
3	3	CHRISTOU Apostolos	GRE	1.09	(2) 26.00	<b>54.38</b> 28.38	1.04
4	6	HAGINO Kosuke	JPN	0.75	(7) 26.72	<b>54.57</b> 27.85	1.23
5	2	LARIN Roman	RUS	0.85	(4) 26.50	<b>54.95</b> 28.45	1.61
6	7	BALOG Gabor	HUN	0.77	(5) 26.65	<b>55.05</b> 28.40	1.71
7	1	UNO Shuhei	JPN	0.72	(6) 26.71	<b>55.20</b> 28.49	1.86
8	8	POLEWKA Tomasz	POL	0.78	(7) 26.72	<b>55.28</b> 28.56	1.94

Legend:

R.T. Reaction time      UR Universiade Record      WR World record



## RESULTS SUMMARY

成績總表

	Record	Name	NUSF Code	Location	Date
<b>WR</b>	51.85	MURPHY RYAN	USA	RIO DE JANEIRO (BRA)	13 AUG 2016
<b>UR</b>	52.60	IRIE RYOSUKE	JPN	BELGRADE (SRB)	06 JUL 2009

Semifinals								Event No.	3
Rank	Heat	Lane	Name	NUSF Code	R.T.	50m	Time	Time Behind	
1	2	4	RESS Justin Andrew	USA	0.82	(1) 25.84	<b>53.34</b> 27.50	Q	
2	1	4	DALE Taylor Lee	USA	0.73	(1) 26.16	<b>54.10</b> 27.94	0.76 Q	
3	2	5	RAPSYS Danas	LTU	0.62	(3) 26.26	<b>54.36</b> 28.10	1.02 Q	
4	2	3	CHRISTOU Apostolos	GRE	1.09	(2) 26.00	<b>54.38</b> 28.38	1.04 Q	
5	2	6	HAGINO Kosuke	JPN	0.75	(7) 26.72	<b>54.57</b> 27.85	1.23 Q	
6	1	5	RYAN Shane Patrick	IRL	0.78	(2) 26.42	<b>54.63</b> 28.21	1.29 Q	
7	1	3	TREFFERS Benjamin Mark	AUS	0.81	(6) 26.73	<b>54.79</b> 28.06	1.45 Q	
8	1	6	THORMEYER Markus	CAN	0.82	(5) 26.64	<b>54.80</b> 28.16	1.46 Q	
9	2	2	LARIN Roman	RUS	0.85	(4) 26.50	<b>54.95</b> 28.45	1.61	
10	1	7	SHABASOV Andrei	RUS	0.76	(7) 26.94	<b>54.96</b> 28.02	1.62	
11	2	7	BALOG Gabor	HUN	0.77	(5) 26.65	<b>55.05</b> 28.40	1.71	
12	1	1	TSMYH Mikita	BLR	0.80	(4) 26.63	<b>55.08</b> 28.45	1.74	
13	2	1	UNO Shuhei	JPN	0.72	(6) 26.71	<b>55.20</b> 28.49	1.86	
14	1	8	HILL Robert Graham	CAN	0.79	(8) 27.05	<b>55.24</b> 28.19	1.90	
15	2	8	POLEWKA Tomasz	POL	0.78	(7) 26.72	<b>55.28</b> 28.56	1.94	
16	1	2	GAMBURG David	ISR	0.76	(2) 26.42	<b>55.43</b> 29.01	2.09	

<b>Legend:</b>	Classified Final	R.T.	Reaction time	UR	Universiade Record	WR	World record
----------------	------------------	------	---------------	----	--------------------	----	--------------




# RESULT BOOK

29TH Summer Universiade Taipei 2017



## Swimming

Men's 1500m Freestyle





## MEDALLISTS

獎牌得主

Medal	Name	NUSF
GOLD	PALTRINIERI Gregorio	ITA - Italy
SILVER	ROMANCHUK Mykhailo	UKR - Ukraine
BRONZE	GYURTA Gergely	HUN - Hungary



## START LIST

出場名單

	Record	Name	NUSF Code	Location	Date
WR	14:31.02	YANG SUN	CHN	LONDON (GBR)	04 AUG 2012
UR	14:51.06	STANCZYK PREMYSLAW	POL	BELGRADE (SRB)	09 JUL 2009

### Final

Event No. 14

Lane	Name	NUSF Code	Date of Birth	Qualifying Time	Time	Rank
1	LELLIOTT Jay Steven John	GBR	01 FEB 1995	15:13.05		
2	RANSFORD Patrick James	USA	08 SEP 1996	15:12.64		
3	PALTRINIERI Gregorio	ITA	05 SEP 1994	15:07.87		
4	ACERENZA Domenico	ITA	19 JAN 1995	14:58.14		
5	ROMANCHUK Mykhailo	UKR	07 AUG 1996	15:05.19		
6	GYURTA Gergely	HUN	12 SEP 1991	15:11.95		
7	NAKAYA Shingo	JPN	12 SEP 1996	15:12.68		
8	ROBINSON Tobias Patrick	GBR	22 AUG 1996	15:14.23		

### Reserves

Name	NUSF Code	Date of Birth	Qualifying Time	Time	Rank
BOUCHAUT Joris, Levy	FRA	27 JUN 1995	15:15.59		
PIELOWSKI Krzysztof Pawel	POL	14 JUN 1991	15:24.04		

#### Note:

Consult competition schedule in INFO for heat start times

#### Legend:

UR Universiade Record      WR World record



## START LIST

出場名單

	Record	Name	NUSF Code	Location	Date
WR	14:31.02	YANG SUN	CHN	LONDON (GBR)	04 AUG 2012
UR	14:51.06	STANCZYK PREMYSLAW	POL	BELGRADE (SRB)	09 JUL 2009

### Heat 1 of 4

Event No. 14

Lane	Name	NUSF Code	Date of Birth	Qualifying Time	Time	Rank
3	MOHAMMED Aleem Stephon	TTO	24 APR 1996	18:45.00		
4	LANUZA SEGURA Cristofer Danie	CRC	06 SEP 1996	16:59.00		
5	SOLITA Jux Keaton	PHI	14 SEP 1997	17:32.00		

### Heat 2 of 4

Lane	Name	NUSF Code	Date of Birth	Qualifying Time	Time	Rank
2	CHOI Minwoo	KOR	27 APR 1991	15:50.21		
3	CHO Cheng Chi	TPE	21 OCT 1998	15:30.23		
4	HUANG Guo Ting	TPE	22 APR 1999	15:27.92		
5	PIELOWSKI Krzysztof Pawel	POL	14 JUN 1991	15:30.00		
6	MINCHAM Michael James M	NZL	01 JUL 1996	15:32.00		
7	MAYER MARTINELLI Christian	PER	14 FEB 1998	16:14.71		

### Heat 3 of 4

Lane	Name	NUSF Code	Date of Birth	Qualifying Time	Time	Rank
1	CASTERA Mathis, Romain	FRA	28 OCT 1996	15:21.71		
2	NAKAYA Shingo	JPN	12 SEP 1996	15:12.15		
3	RANSFORD Patrick James	USA	08 SEP 1996	15:01.82		
4	ROMANCHUK Mykhailo	UKR	07 AUG 1996	14:50.30		
5	MICKA Jan	CZE	15 JAN 1995	14:58.62		
6	NAKAMURA LITHERLAND Kevin Ryo	USA	24 AUG 1995	15:10.93		
7	LELLIOTT Jay Steven John	GBR	01 FEB 1995	15:17.18		
8	DA CRUZ KANIESKI Lucas	BRA	25 JAN 1990	15:23.43		

### Heat 4 of 4

Lane	Name	NUSF Code	Date of Birth	Qualifying Time	Time	Rank
1	ROBINSON Tobias Patrick	GBR	22 AUG 1996	15:18.05		
2	ACERENZA Domenico	ITA	19 JAN 1995	15:11.39		
3	FROLOV Sergii	UKR	14 APR 1992	14:59.19		
4	PALTRINIERI Gregorio	ITA	05 SEP 1994	14:34.04		
5	GYURTA Gergely	HUN	12 SEP 1991	14:54.55		
6	BOUCHAUT Joris, Levy	FRA	27 JUN 1995	15:05.67		
7	PARRISH Joshua Allan	AUS	15 MAY 1997	15:13.05		
8	MAKSUMOV Ernest	RUS	02 JAN 1997	15:23.13		

**Note:**

Consult competition schedule in INFO for heat start times

**Legend:**

UR Universiade Record      WR World record



RESULTS

比賽成績

	Record	Name	NUSF Code	Location	Date
WR	14:31.02	YANG SUN	CHN	LONDON (GBR)	04 AUG 2012
UR	14:51.06	STANCZYK PREMYSLAW	POL	BELGRADE (SRB)	09 JUL 2009

Heat 1 of 4

Event No. 14

Rank	Lane	Name	NUSF Code	R.T.	Time	Time Behind		
<b>1</b>	<b>5</b>	<b>SOLITA Jux Keaton</b>	<b>PHI</b>	<b>0.85</b>	<b>17:15.14</b>			
	50m (2) 30.52	100m (2) 1:03.45 32.93	150m (1) 1:37.18 33.73	200m (1) 2:11.30 34.12	250m (2) 2:45.90 34.60	300m (1) 3:20.30 34.40	350m (2) 3:55.72 35.42	400m (2) 4:30.82 35.10
	450m (2) 5:05.75 34.93	500m (2) 5:40.10 34.35	550m (1) 6:14.79 34.69	600m (1) 6:49.44 34.65	650m (1) 7:24.79 35.35	700m (1) 8:00.35 35.56	750m (1) 8:35.69 35.34	800m (2) 9:10.81 35.12
	850m (1) 9:46.20 35.39	900m (1) 10:21.62 35.42	950m (1) 10:55.88 34.26	1000m (1) 11:31.27 35.39	1050m (1) 12:06.46 35.19	1100m (1) 12:41.68 35.22	1150m (1) 13:17.06 35.38	1200m (1) 13:51.86 34.80
	1250m (1) 14:26.94 35.08	1300m (1) 15:02.18 35.24	1350m (1) 15:37.18 35.00	1400m (1) 16:12.24 35.06	1450m (1) 16:43.87 31.63			
<b>2</b>	<b>4</b>	<b>LANUZA SEGURA C</b>	<b>CRC</b>	<b>0.82</b>	<b>17:20.60</b>	<b>5.46</b>		
	50m (1) 30.03	100m (1) 1:03.02 32.99	150m (2) 1:37.33 34.31	200m (2) 2:11.42 34.09	250m (1) 2:45.88 34.46	300m (2) 3:20.44 34.56	350m (1) 3:55.21 34.77	400m (1) 4:29.51 34.30
	450m (1) 5:04.46 34.95	500m (1) 5:39.36 34.90	550m (2) 6:14.84 35.48	600m (2) 6:49.78 34.94	650m (2) 7:25.05 35.27	700m (2) 8:00.38 35.33	750m (2) 8:35.78 35.40	800m (1) 9:10.70 34.92
	850m (2) 9:46.23 35.53	900m (2) 10:21.67 35.44	950m (2) 10:56.25 34.58	1000m (2) 11:31.35 35.10	1050m (2) 12:06.84 35.49	1100m (2) 12:41.96 35.12	1150m (2) 13:17.53 35.57	1200m (2) 13:52.54 35.01
	1250m (2) 14:27.51 34.97	1300m (2) 15:02.57 35.06	1350m (2) 15:37.97 35.40	1400m (2) 16:13.59 35.62	1450m (2) 16:46.88 33.29			
<b>3</b>	<b>3</b>	<b>MOHAMMED Aleem Stephon</b>	<b>TTO</b>	<b>0.83</b>	<b>19:05.81</b>	<b>1:50.67</b>		
	50m (3) 31.06	100m (3) 1:04.67 33.61	150m (3) 1:39.95 35.28	200m (3) 2:16.27 36.32	250m (3) 2:53.47 37.20	300m (3) 3:31.17 37.70	350m (3) 4:10.03 38.86	400m (3) 4:49.05 39.02
	450m (3) 5:27.87 38.82	500m (3) 6:06.59 38.72	550m (3) 6:46.27 39.68	600m (3) 7:25.41 39.14	650m (3) 8:04.82 39.41	700m (3) 8:43.79 38.97	750m (3) 9:23.09 39.30	800m (3) 10:02.53 39.44
	850m (3) 10:41.73 39.20	900m (3) 11:21.46 39.73	950m (3) 12:00.54 39.08	1000m (3) 12:39.94 39.40	1050m (3) 13:18.99 39.05	1100m (3) 13:57.60 38.61	1150m (3) 14:36.43 38.83	1200m (3) 15:15.07 38.64
	1250m (3) 15:54.16 39.09	1300m (3) 16:32.74 38.58	1350m (3) 17:11.76 39.02	1400m (3) 17:50.17 38.41	1450m (3) 18:28.42 38.25			



RESULTS

比賽成績

	Record	Name	NUSF Code	Location	Date
WR	14:31.02	YANG SUN	CHN	LONDON (GBR)	04 AUG 2012
UR	14:51.06	STANCZYK PREMYSLAW	POL	BELGRADE (SRB)	09 JUL 2009

Heat 2 of 4

Rank	Lane	Name	NUSF Code	R.T.	Time	Time Behind	
<b>1</b>	<b>5</b>	<b>PIELOWSKI Krzysztof Pawel</b>	<b>POL</b>	<b>0.71</b>	<b>15:24.04</b>		
50m (3) 28.17	100m (2) 58.16	150m (2) 1:28.99	200m (2) 1:59.38	250m (2) 2:30.06	300m (2) 3:00.57	350m (2) 3:31.30	400m (1) 4:01.91
	29.99	30.83	30.39	30.68	30.51	30.73	30.61
450m (1) 4:32.96	500m (1) 5:03.57	550m (1) 5:34.65	600m (1) 6:05.50	650m (1) 6:36.78	700m (1) 7:07.56	750m (1) 7:38.83	800m (1) 8:09.82
	31.05	30.61	31.08	30.85	31.28	30.78	31.27
850m (1) 8:41.04	900m (1) 9:12.04	950m (1) 9:43.34	1000m (1) 10:14.50	1050m (1) 10:45.95	1100m (1) 11:17.21	1150m (1) 11:48.46	1200m (1) 12:19.60
	31.22	31.00	31.30	31.16	31.45	31.25	31.14
1250m (1) 12:51.04	1300m (1) 13:21.85	1350m (1) 13:53.06	1400m (1) 14:23.80	1450m (1) 14:54.36			
	31.44	30.81	31.21	30.74	30.56		
<b>2</b>	<b>4</b>	<b>HUANG Guo Ting</b>	<b>TPE</b>	<b>0.71</b>	<b>15:28.55</b>	<b>4.51</b>	
50m (5) 28.49	100m (4) 58.61	150m (4) 1:29.74	200m (4) 2:00.52	250m (4) 2:31.70	300m (3) 3:02.77	350m (3) 3:34.03	400m (3) 4:05.40
	30.12	31.13	30.78	31.18	31.07	31.26	31.37
450m (3) 4:36.53	500m (3) 5:07.79	550m (3) 5:38.63	600m (2) 6:09.73	650m (2) 6:40.80	700m (2) 7:12.09	750m (2) 7:43.10	800m (2) 8:14.20
	31.13	31.26	30.84	31.10	31.07	31.29	31.10
850m (2) 8:45.51	900m (2) 9:16.83	950m (2) 9:47.93	1000m (2) 10:19.33	1050m (2) 10:50.39	1100m (2) 11:21.45	1150m (2) 11:52.58	1200m (2) 12:23.84
	31.31	31.32	31.10	31.40	31.06	31.13	31.26
1250m (2) 12:55.10	1300m (2) 13:26.27	1350m (2) 13:57.24	1400m (2) 14:28.39	1450m (2) 14:59.21			
	31.26	31.17	30.97	31.15			
<b>3</b>	<b>3</b>	<b>CHO Cheng Chi</b>	<b>TPE</b>	<b>0.69</b>	<b>15:45.33</b>	<b>21.29</b>	
50m (2) 27.75	100m (3) 58.19	150m (3) 1:29.04	200m (3) 2:00.19	250m (3) 2:31.39	300m (4) 3:02.81	350m (4) 3:34.16	400m (4) 4:05.62
	30.44	30.85	31.15	31.20	31.42	31.35	31.46
450m (4) 4:36.94	500m (4) 5:08.24	550m (4) 5:39.41	600m (4) 6:10.59	650m (3) 6:42.08	700m (3) 7:13.94	750m (3) 7:45.64	800m (3) 8:17.59
	31.32	31.30	31.17	31.18	31.86	31.70	31.95
850m (3) 8:49.74	900m (3) 9:21.83	950m (3) 9:53.53	1000m (3) 10:25.53	1050m (3) 10:57.96	1100m (3) 11:30.12	1150m (3) 12:02.27	1200m (3) 12:34.40
	32.15	32.09	31.70	32.00	32.43	32.15	32.13
1250m (3) 13:06.66	1300m (3) 13:38.77	1350m (3) 14:11.13	1400m (3) 14:43.05	1450m (3) 15:15.17			
	32.26	32.11	32.36	31.92	32.12		
<b>4</b>	<b>2</b>	<b>CHOI Minwoo</b>	<b>KOR</b>	<b>0.72</b>	<b>15:55.53</b>	<b>31.49</b>	
50m (4) 28.19	100m (5) 59.19	150m (5) 1:30.79	200m (5) 2:02.41	250m (5) 2:33.84	300m (5) 3:05.52	350m (5) 3:36.98	400m (5) 4:08.58
	31.00	31.60	31.62	31.43	31.68	31.46	31.60
450m (5) 4:40.01	500m (5) 5:11.64	550m (5) 5:43.23	600m (5) 6:15.26	650m (5) 6:47.14	700m (5) 7:19.29	750m (5) 7:51.60	800m (5) 8:24.07
	31.43	31.63	31.59	32.03	32.15	32.31	32.47
850m (5) 8:56.25	900m (5) 9:28.72	950m (5) 10:00.94	1000m (5) 10:33.61	1050m (5) 11:05.95	1100m (5) 11:38.62	1150m (4) 12:10.99	1200m (4) 12:43.83
	32.18	32.47	32.22	32.67	32.64	32.37	32.84
1250m (4) 13:16.42	1300m (4) 13:49.09	1350m (4) 14:21.41	1400m (4) 14:54.10	1450m (4) 15:25.71			
	32.59	32.67	32.69	31.61			
<b>5</b>	<b>6</b>	<b>MINCHAM Michael James M</b>	<b>NZL</b>	<b>0.67</b>	<b>15:59.31</b>	<b>35.27</b>	
50m (1) 27.25	100m (1) 56.69	150m (1) 1:26.97	200m (1) 1:57.61	250m (1) 2:28.48	300m (1) 2:59.65	350m (1) 3:30.88	400m (2) 4:02.33
	29.44	30.28	30.64	30.87	31.17	31.23	31.45
450m (2) 4:33.75	500m (2) 5:05.32	550m (2) 5:37.48	600m (3) 6:09.84	650m (4) 6:42.52	700m (4) 7:14.97	750m (4) 7:47.97	800m (4) 8:20.73
	31.42	31.57	32.16	32.36	32.45	33.00	32.76
850m (4) 8:53.66	900m (4) 9:26.20	950m (4) 9:59.48	1000m (4) 10:32.41	1050m (4) 11:05.38	1100m (4) 11:38.02	1150m (5) 12:11.38	1200m (5) 12:44.14
	32.93	32.54	33.28	32.93	32.97	33.36	32.76
1250m (5) 13:17.27	1300m (5) 13:49.91	1350m (5) 14:22.80	1400m (5) 14:55.65	1450m (5) 15:28.33			
	33.13	32.64	32.89	32.85	32.68		
<b>6</b>	<b>7</b>	<b>MAYER MARTINELLI Christian</b>	<b>PER</b>	<b>0.68</b>	<b>16:32.83</b>	<b>1:08.79</b>	
50m (6) 29.77	100m (6) 1:01.95	150m (6) 1:35.29	200m (6) 2:08.81	250m (6) 2:42.32	300m (6) 3:15.90	350m (6) 3:49.64	400m (6) 4:23.11
	32.18	33.34	33.52	33.51	33.58	33.74	33.47
450m (6) 4:56.76	500m (6) 5:30.13	550m (6) 6:03.81	600m (6) 6:36.90	650m (6) 7:10.47	700m (6) 7:43.35	750m (6) 8:17.24	800m (6) 8:50.26
	33.65	33.37	33.68	33.09	32.88	33.89	33.02
850m (6) 9:23.38	900m (6) 9:56.25	950m (6) 10:29.65	1000m (6) 11:02.61	1050m (6) 11:35.75	1100m (6) 12:08.92	1150m (6) 12:42.55	1200m (6) 13:15.71
	33.12	32.87	33.40	32.96	33.14	33.63	33.16
1250m (6) 13:48.97	1300m (6) 14:22.09	1350m (6) 14:55.52	1400m (6) 15:28.31	1450m (6) 16:01.28			
	33.26	33.12	33.43	32.79			



RESULTS

比賽成績

	Record	Name	NUSF Code	Location	Date
WR	14:31.02	YANG SUN	CHN	LONDON (GBR)	04 AUG 2012
UR	14:51.06	STANCZYK PREMYSŁAW	POL	BELGRADE (SRB)	09 JUL 2009

Heat 3 of 4

Rank	Lane	Name	NUSF Code	R.T.	Time	Time Behind	
<b>1</b>	<b>4</b>	<b>ROMANCHUK Mykhailo</b>	<b>UKR</b>	<b>0.74</b>	<b>15:05.19</b>		
50m (5) 28.73	100m (3) 58.93	150m (3) 1:29.48	200m (1) 1:59.85	250m (1) 2:30.31	300m (1) 3:00.73	350m (1) 3:30.91	400m (1) 4:01.12
	30.20	30.55	30.37	30.46	30.42	30.18	30.21
450m (1) 4:31.35	500m (1) 5:01.61	550m (1) 5:31.92	600m (1) 6:02.18	650m (1) 6:32.35	700m (1) 7:02.45	750m (1) 7:32.80	800m (1) 8:02.92
30.23	30.26	30.31	30.26	30.17	30.10	30.35	30.12
850m (1) 8:33.21	900m (1) 9:03.37	950m (1) 9:33.67	1000m (1) 10:03.76	1050m (1) 10:34.13	1100m (1) 11:04.27	1150m (1) 11:34.73	1200m (1) 12:04.96
30.29	30.16	30.30	30.09	30.37	30.14	30.46	30.23
1250m (1) 12:35.18	1300m (1) 13:05.14	1350m (1) 13:35.39	1400m (1) 14:05.29	1450m (1) 14:35.68			
30.22	29.96	30.25	29.90	30.39			
<b>2</b>	<b>3</b>	<b>RANSFORD Patrick James</b>	<b>USA</b>	<b>0.77</b>	<b>15:12.64</b>	7.45	
50m (6) 28.96	100m (5) 59.81	150m (4) 1:30.38	200m (4) 2:00.83	250m (4) 2:31.51	300m (2) 3:01.95	350m (2) 3:32.58	400m (2) 4:02.84
	30.85	30.57	30.45	30.68	30.44	30.63	30.26
450m (2) 4:33.36	500m (2) 5:03.69	550m (2) 5:34.16	600m (2) 6:04.42	650m (2) 6:34.89	700m (2) 7:05.36	750m (2) 7:35.78	800m (2) 8:05.87
30.52	30.33	30.47	30.26	30.47	30.47	30.42	30.09
850m (2) 8:36.47	900m (2) 9:06.85	950m (2) 9:37.58	1000m (2) 10:08.38	1050m (2) 10:39.24	1100m (2) 11:09.85	1150m (3) 11:40.66	1200m (3) 12:11.20
30.60	30.38	30.73	30.80	30.86	30.61	30.81	30.54
1250m (3) 12:42.04	1300m (3) 13:12.81	1350m (3) 13:43.35	1400m (3) 14:14.00	1450m (4) 14:44.95			
30.84	30.77	30.54	30.65	30.95			
<b>3</b>	<b>2</b>	<b>NAKAYA Shingo</b>	<b>JPN</b>	<b>0.70</b>	<b>15:12.68</b>	7.49	
50m (4) 28.64	100m (4) 59.52	150m (6) 1:30.43	200m (5) 2:01.06	250m (5) 2:31.68	300m (5) 3:02.39	350m (5) 3:33.26	400m (4) 4:03.67
	30.88	30.91	30.63	30.62	30.71	30.87	30.41
450m (3) 4:34.00	500m (3) 5:04.59	550m (3) 5:34.94	600m (3) 6:05.32	650m (3) 6:35.76	700m (3) 7:06.03	750m (3) 7:36.48	800m (3) 8:07.07
30.33	30.59	30.35	30.38	30.44	30.27	30.45	30.59
850m (3) 8:37.57	900m (3) 9:08.16	950m (3) 9:38.59	1000m (3) 10:09.22	1050m (3) 10:39.65	1100m (3) 11:10.19	1150m (4) 11:40.95	1200m (4) 12:11.90
30.50	30.59	30.43	30.63	30.43	30.54	30.76	30.95
1250m (4) 12:42.43	1300m (4) 13:13.31	1350m (4) 13:43.75	1400m (4) 14:14.44	1450m (3) 14:44.77			
30.53	30.88	30.44	30.69	30.33			
<b>4</b>	<b>7</b>	<b>LELLIOTT Jay Steven John</b>	<b>GBR</b>	<b>0.70</b>	<b>15:13.05</b>	7.86	
50m (1) 27.91	100m (1) 58.38	150m (1) 1:29.16	200m (2) 2:00.16	250m (2) 2:30.88	300m (3) 3:01.99	350m (3) 3:32.64	400m (3) 4:03.62
	30.47	30.78	31.00	30.72	31.11	30.65	30.98
450m (4) 4:34.23	500m (4) 5:05.25	550m (4) 5:35.58	600m (4) 6:06.24	650m (4) 6:36.53	700m (4) 7:07.14	750m (4) 7:37.38	800m (4) 8:08.05
30.61	31.02	30.33	30.66	30.29	30.61	30.24	30.67
850m (4) 8:38.56	900m (4) 9:09.10	950m (4) 9:39.34	1000m (4) 10:09.83	1050m (4) 10:39.99	1100m (4) 11:10.31	1150m (2) 11:40.42	1200m (2) 12:10.73
30.51	30.54	30.24	30.49	30.16	30.32	30.11	30.31
1250m (2) 12:40.90	1300m (2) 13:11.39	1350m (2) 13:41.76	1400m (2) 14:12.12	1450m (2) 14:42.77			
30.17	30.49	30.37	30.36	30.65			
<b>5</b>	<b>1</b>	<b>CASTERA Mathis, Romain</b>	<b>FRA</b>	<b>0.69</b>	<b>15:26.53</b>	21.34	
50m (7) 28.99	100m (8) 1:00.44	150m (7) 1:31.70	200m (7) 2:02.99	250m (7) 2:34.26	300m (7) 3:05.49	350m (7) 3:36.39	400m (7) 4:07.30
	31.45	31.26	31.29	31.27	31.23	30.90	30.91
450m (7) 4:38.04	500m (7) 5:09.19	550m (7) 5:40.00	600m (7) 6:11.01	650m (7) 6:41.67	700m (7) 7:12.78	750m (7) 7:43.66	800m (7) 8:15.00
30.74	31.15	30.81	31.01	30.66	31.11	30.88	31.34
850m (6) 8:45.78	900m (6) 9:16.92	950m (6) 9:47.99	1000m (6) 10:18.82	1050m (6) 10:49.61	1100m (6) 11:20.82	1150m (6) 11:51.88	1200m (5) 12:22.86
30.78	31.14	31.07	30.83	30.79	31.21	31.06	30.98
1250m (5) 12:53.68	1300m (5) 13:24.78	1350m (5) 13:55.65	1400m (5) 14:27.37	1450m (5) 14:57.59			
30.82	31.10	30.87	31.72	30.22			
<b>6</b>	<b>5</b>	<b>MICKA Jan</b>	<b>CZE</b>	<b>0.76</b>	<b>15:30.23</b>	25.04	
50m (8) 29.34	100m (6) 59.82	150m (5) 1:30.39	200m (6) 2:01.31	250m (6) 2:31.94	300m (6) 3:02.89	350m (6) 3:33.76	400m (6) 4:04.43
	30.48	30.57	30.92	30.63	30.95	30.87	30.67
450m (5) 4:34.86	500m (5) 5:05.41	550m (5) 5:36.49	600m (5) 6:07.49	650m (5) 6:38.45	700m (5) 7:09.60	750m (5) 7:40.45	800m (5) 8:11.73
30.43	30.55	31.08	31.00	30.96	31.15	30.85	31.28
850m (5) 8:42.81	900m (5) 9:14.36	950m (5) 9:45.79	1000m (5) 10:17.48	1050m (5) 10:48.89	1100m (5) 11:20.52	1150m (5) 11:51.82	1200m (6) 12:23.17
31.08	31.55	31.43	31.69	31.41	31.63	31.30	31.35
1250m (6) 12:54.46	1300m (6) 13:25.57	1350m (6) 13:56.59	1400m (6) 14:28.68	1450m (6) 14:59.52			
31.29	31.11	31.02	32.09	30.84			
<b>7</b>	<b>6</b>	<b>NAKAMURA LITHEERL K</b>	<b>USA</b>	<b>0.72</b>	<b>15:45.70</b>	40.51	
50m (2) 28.26	100m (2) 58.61	150m (2) 1:29.26	200m (3) 2:00.17	250m (3) 2:31.09	300m (4) 3:02.12	350m (4) 3:32.99	400m (5) 4:04.02
	30.35	30.65	30.91	30.92	31.03	30.87	31.03
450m (6) 4:35.01	500m (6) 5:06.21	550m (6) 5:37.23	600m (6) 6:08.47	650m (6) 6:40.06	700m (6) 7:11.54	750m (6) 7:43.04	800m (6) 8:14.67
30.99	31.20	31.02	31.24	31.59	31.48	31.50	31.63
850m (7) 8:46.38	900m (7) 9:18.34	950m (7) 9:50.30	1000m (7) 10:22.49	1050m (7) 10:54.57	1100m (7) 11:26.91	1150m (7) 11:59.14	1200m (7) 12:31.59
31.71	31.96	31.96	32.19	32.08	32.34	32.23	32.45
1250m (7) 13:04.10	1300m (7) 13:36.78	1350m (7) 14:09.56	1400m (7) 14:42.20	1450m (7) 15:14.70			
32.51	32.68	32.78	32.64	32.50			
<b>8</b>	<b>8</b>	<b>DA CRUZ KANIESKI Lucas</b>	<b>BRA</b>	<b>0.75</b>	<b>15:52.67</b>	47.48	
50m (3) 28.58	100m (7) 1:00.14	150m (8) 1:32.04	200m (8) 2:03.87	250m (8) 2:35.80	300m (8) 3:07.60	350m (8) 3:39.76	400m (8) 4:11.47
	31.56	31.90	31.83	31.93	31.80	32.16	31.71
450m (8) 4:43.32	500m (8) 5:15.29	550m (8) 5:47.33	600m (8) 6:19.28	650m (8) 6:51.45	700m (8) 7:23.30	750m (8) 7:55.58	800m (8) 8:27.42
31.85	31.97	32.04	31.95	32.17	31.85	32.28	31.84
850m (8) 8:59.65	900m (8) 9:31.73	950m (8) 10:03.61	1000m (8) 10:35.52	1050m (8) 11:07.81	1100m (8) 11:39.68	1150m (8) 12:11.58	1200m (8) 12:43.26
32.23	32.08	31.88	31.91	32.29	31.87	31.90	31.68
1250m (8) 13:15.04	1300m (8) 13:46.89	1350m (8) 14:18.95	1400m (8) 14:50.74	1450m (8) 15:22.45			
31.78	31.85	32.06	31.79	31.71			





RESULTS SUMMARY

成績總表

	Record	Name	NUSF Code	Location	Date
WR	14:31.02	YANG SUN	CHN	LONDON (GBR)	04 AUG 2012
UR	14:51.06	STANCZYK PREMYSLAW	POL	BELGRADE (SRB)	09 JUL 2009

Heats

Event No. 14

Rank	Heat	Lane	Name	NUSF Code	R.T.	Time	Time Behind	
1	4	2	<b>ACERENZA Domenico</b>	ITA	0.72	<b>14:58.14</b>	Q	
	50m (3)	100m (1)	150m (1)	200m (1)	250m (1)	300m (1)	350m (1)	400m (1)
	27.82	57.02	1:26.46	1:56.25	2:26.06	2:56.18	3:26.41	3:56.45
		29.20	29.44	29.79	29.81	30.12	30.23	30.04
	450m (1)	500m (1)	550m (1)	600m (1)	650m (1)	700m (1)	750m (1)	800m (1)
	4:26.66	4:56.83	5:27.13	5:57.19	6:27.54	6:57.62	7:27.98	7:57.97
	30.21	30.17	30.30	30.06	30.35	30.08	30.36	29.99
	850m (1)	900m (1)	950m (1)	1000m (1)	1050m (1)	1100m (1)	1150m (1)	1200m (1)
	8:28.37	8:58.67	9:28.74	9:58.74	10:28.78	10:58.64	11:28.44	11:58.46
	30.40	30.30	30.07	30.00	30.04	29.86	29.80	30.02
	1250m (1)	1300m (1)	1350m (1)	1400m (1)	1450m (1)			
	12:28.42	12:58.40	13:28.45	13:58.61	14:28.59			
	29.96	29.98	30.05	30.16	29.98			
2	3	4	<b>ROMANCHUK Mykhailo</b>	UKR	0.74	<b>15:05.19</b>	7.05 Q	
	50m (5)	100m (3)	150m (3)	200m (1)	250m (1)	300m (1)	350m (1)	400m (1)
	28.73	58.93	1:29.48	1:59.85	2:30.31	3:00.73	3:30.91	4:01.12
		30.20	30.55	30.37	30.46	30.42	30.18	30.21
	450m (1)	500m (1)	550m (1)	600m (1)	650m (1)	700m (1)	750m (1)	800m (1)
	4:31.35	5:01.61	5:31.92	6:02.18	6:32.35	7:02.45	7:32.80	8:02.92
	30.23	30.26	30.31	30.26	30.17	30.10	30.35	30.12
	850m (1)	900m (1)	950m (1)	1000m (1)	1050m (1)	1100m (1)	1150m (1)	1200m (1)
	8:33.21	9:03.37	9:33.67	10:03.76	10:34.13	11:04.27	11:34.73	12:04.96
	30.29	30.16	30.30	30.09	30.37	30.14	30.46	30.23
	1250m (1)	1300m (1)	1350m (1)	1400m (1)	1450m (1)			
	12:35.18	13:05.14	13:35.39	14:05.29	14:35.68			
	30.22	29.96	30.25	29.90	30.39			
3	4	4	<b>PALTRINIERI Gregorio</b>	ITA	0.81	<b>15:07.87</b>	9.73 Q	
	50m (8)	100m (7)	150m (7)	200m (4)	250m (4)	300m (2)	350m (2)	400m (2)
	29.01	59.30	1:29.75	1:59.98	2:30.44	3:00.83	3:31.09	4:01.35
		30.29	30.45	30.23	30.46	30.39	30.26	30.26
	450m (2)	500m (2)	550m (2)	600m (2)	650m (2)	700m (2)	750m (2)	800m (2)
	4:31.66	5:02.15	5:32.57	6:03.03	6:33.45	7:04.02	7:34.51	8:04.94
	30.31	30.49	30.42	30.46	30.42	30.57	30.49	30.43
	850m (2)	900m (2)	950m (2)	1000m (2)	1050m (2)	1100m (2)	1150m (2)	1200m (2)
	8:35.11	9:05.39	9:35.07	10:05.01	10:35.00	11:05.39	11:35.67	12:06.10
	30.17	30.28	29.68	29.94	29.99	30.39	30.28	30.43
	1250m (2)	1300m (2)	1350m (2)	1400m (2)	1450m (2)			
	12:36.48	13:06.91	13:37.24	14:07.72	14:37.91			
	30.38	30.43	30.33	30.48	30.19			
4	4	5	<b>GYURTA Gergely</b>	HUN	0.68	<b>15:11.95</b>	13.81 Q	
	50m (5)	100m (6)	150m (5)	200m (7)	250m (6)	300m (3)	350m (5)	400m (3)
	28.31	59.01	1:29.54	2:00.12	2:30.64	3:00.87	3:31.50	4:01.71
		30.70	30.53	30.58	30.52	30.23	30.63	30.21
	450m (4)	500m (4)	550m (4)	600m (4)	650m (4)	700m (3)	750m (4)	800m (3)
	4:32.26	5:02.50	5:33.08	6:03.32	6:33.85	7:04.11	7:34.77	8:05.02
	30.55	30.24	30.58	30.24	30.53	30.26	30.66	30.25
	850m (3)	900m (3)	950m (3)	1000m (3)	1050m (3)	1100m (3)	1150m (3)	1200m (3)
	8:35.61	9:05.81	9:36.37	10:06.62	10:37.13	11:07.52	11:38.03	12:08.45
	30.59	30.20	30.56	30.25	30.51	30.39	30.51	30.42
	1250m (3)	1300m (3)	1350m (3)	1400m (3)	1450m (3)			
	12:39.23	13:09.45	13:40.30	14:10.99	14:41.78			
	30.78	30.22	30.85	30.69	30.79			
5	3	3	<b>RANSFORD Patrick James</b>	USA	0.77	<b>15:12.64</b>	14.50 Q	
	50m (6)	100m (5)	150m (4)	200m (4)	250m (4)	300m (2)	350m (2)	400m (2)
	28.96	59.81	1:30.38	2:00.83	2:31.51	3:01.95	3:32.58	4:02.84
		30.85	30.57	30.45	30.68	30.44	30.63	30.26
	450m (2)	500m (2)	550m (2)	600m (2)	650m (2)	700m (2)	750m (2)	800m (2)
	4:33.36	5:03.69	5:34.16	6:04.42	6:34.89	7:05.36	7:35.78	8:05.87
	30.52	30.33	30.47	30.26	30.47	30.47	30.42	30.09
	850m (2)	900m (2)	950m (2)	1000m (2)	1050m (2)	1100m (2)	1150m (3)	1200m (3)
	8:36.47	9:06.85	9:37.58	10:08.38	10:39.24	11:09.85	11:40.66	12:11.20
	30.60	30.38	30.73	30.80	30.86	30.61	30.81	30.54
	1250m (3)	1300m (3)	1350m (3)	1400m (3)	1450m (4)			
	12:42.04	13:12.81	13:43.35	14:14.00	14:44.95			
	30.84	30.77	30.54	30.65	30.95			
6	3	2	<b>NAKAYA Shingo</b>	JPN	0.70	<b>15:12.68</b>	14.54 Q	
	50m (4)	100m (4)	150m (6)	200m (5)	250m (5)	300m (5)	350m (5)	400m (4)
	28.64	59.52	1:30.43	2:01.06	2:31.68	3:02.39	3:33.26	4:03.67
		30.88	30.91	30.63	30.62	30.71	30.87	30.41
	450m (3)	500m (3)	550m (3)	600m (3)	650m (3)	700m (3)	750m (3)	800m (3)
	4:34.00	5:04.59	5:34.94	6:05.32	6:35.76	7:06.03	7:36.48	8:07.07
	30.33	30.59	30.35	30.38	30.44	30.27	30.45	30.59
	850m (3)	900m (3)	950m (3)	1000m (3)	1050m (3)	1100m (3)	1150m (4)	1200m (4)
	8:37.57	9:08.16	9:38.59	10:09.22	10:39.65	11:10.19	11:40.95	12:11.90
	30.50	30.59	30.43	30.63	30.43	30.54	30.76	30.95
	1250m (4)	1300m (4)	1350m (4)	1400m (4)	1450m (3)			
	12:42.43	13:13.31	13:43.75	14:14.44	14:44.77			
	30.53	30.88	30.44	30.69	30.33			
7	3	7	<b>LELLIOTT Jay Steven John</b>	GBR	0.70	<b>15:13.05</b>	14.91 Q	
	50m (1)	100m (1)	150m (1)	200m (2)	250m (2)	300m (3)	350m (3)	400m (3)
	27.91	58.38	1:29.16	2:00.16	2:30.88	3:01.99	3:32.64	4:03.62
		30.47	30.78	31.00	30.72	31.11	30.65	30.98
	450m (4)	500m (4)	550m (4)	600m (4)	650m (4)	700m (4)	750m (4)	800m (4)
	4:34.23	5:05.25	5:35.58	6:06.24	6:36.53	7:07.14	7:37.38	8:08.05
	30.61	31.02	30.33	30.66	30.29	30.61	30.24	30.67
	850m (4)	900m (4)	950m (4)	1000m (4)	1050m (4)	1100m (4)	1150m (2)	1200m (2)
	8:38.56	9:09.10	9:39.34	10:09.83	10:39.99	11:10.31	11:40.42	12:10.73
	30.51	30.54	30.24	30.49	30.16	30.32	30.11	30.31
	1250m (2)	1300m (2)	1350m (2)	1400m (2)	1450m (2)			
	12:40.90	13:11.39	13:41.76	14:12.12	14:42.77			
	30.17	30.49	30.37	30.36	30.65			



RESULTS SUMMARY

成績總表

	Record	Name	NUSF Code	Location	Date
WR	14:31.02	YANG SUN	CHN	LONDON (GBR)	04 AUG 2012
UR	14:51.06	STANCZYK PREMYSLAW	POL	BELGRADE (SRB)	09 JUL 2009

Heats

Rank	Heat	Lane	Name	NUSF Code	R.T.	Time	Time Behind			
<b>8</b>	<b>4</b>	<b>1</b>	<b>ROBINSON Tobias Patrick</b>	<b>GBR</b>	<b>0.71</b>	<b>15:14.23</b>	<b>16.09 Q</b>			
			50m (4) 27.87	100m (4) 58.63	150m (4) 1:29.14	200m (3) 1:59.69	250m (3) 2:30.14	300m (4) 3:01.02	350m (4) 3:31.45	400m (5) 4:02.03
			30.35	30.76	30.51	30.55	30.45	30.88	30.43	30.58
			450m (5) 4:32.38	500m (5) 5:03.21	550m (5) 5:33.52	600m (5) 6:04.09	650m (5) 6:34.57	700m (5) 7:05.22	750m (5) 7:35.67	800m (5) 8:06.23
			30.45	30.83	30.31	30.57	30.48	30.65	30.45	30.56
			850m (5) 8:36.45	900m (5) 9:07.27	950m (5) 9:37.75	1000m (5) 10:08.58	1050m (4) 10:39.07	1100m (4) 11:09.87	1150m (4) 11:40.31	1200m (4) 12:11.30
			30.22	30.82	30.48	30.83	30.49	30.80	30.44	30.99
			1250m (4) 12:41.94	1300m (4) 13:12.65	1350m (4) 13:43.31	1400m (4) 14:14.20	1450m (4) 14:44.44			
			30.64	30.71	30.66	30.89	30.24			
<b>9</b>	<b>4</b>	<b>6</b>	<b>BOUCHAUT Joris, Levy</b>	<b>FRA</b>	<b>0.70</b>	<b>15:15.59</b>	<b>17.45</b>			
			50m (7) 28.79	100m (8) 59.72	150m (8) 1:30.66	200m (8) 2:01.71	250m (8) 2:32.64	300m (8) 3:03.46	350m (8) 3:33.68	400m (8) 4:03.93
			31.03	30.93	30.94	31.05	30.93	30.82	30.22	30.25
			450m (8) 4:34.38	500m (6) 5:04.63	550m (6) 5:35.03	600m (6) 6:05.48	650m (6) 6:35.64	700m (6) 7:06.08	750m (6) 7:36.67	800m (6) 8:07.27
			30.45	30.25	30.40	30.45	30.16	30.44	30.59	30.60
			850m (6) 8:37.82	900m (6) 9:08.42	950m (6) 9:39.29	1000m (6) 10:09.75	1050m (6) 10:40.83	1100m (5) 11:11.56	1150m (5) 11:42.42	1200m (5) 12:13.39
			30.55	30.60	30.87	30.46	31.08	30.73	30.86	30.97
			1250m (5) 12:44.53	1300m (5) 13:15.28	1350m (5) 13:46.04	1400m (5) 14:16.95	1450m (5) 14:48.49			
			31.14	30.75	30.76	30.91	31.54			
<b>10</b>	<b>2</b>	<b>5</b>	<b>PIELOWSKI Krzysztof Pawel</b>	<b>POL</b>	<b>0.71</b>	<b>15:24.04</b>	<b>25.90</b>			
			50m (3) 28.17	100m (2) 58.16	150m (2) 1:28.99	200m (2) 1:59.38	250m (2) 2:30.06	300m (2) 3:00.57	350m (2) 3:31.30	400m (1) 4:01.91
			31.04	29.99	30.83	30.39	30.68	30.51	30.73	30.61
			450m (1) 4:32.96	500m (1) 5:03.57	550m (1) 5:34.65	600m (1) 6:05.50	650m (1) 6:36.78	700m (1) 7:07.56	750m (1) 7:38.83	800m (1) 8:09.22
			31.05	30.61	31.08	30.85	31.28	30.78	31.27	30.99
			850m (1) 8:41.04	900m (1) 9:12.04	950m (1) 9:43.34	1000m (1) 10:14.50	1050m (1) 10:45.95	1100m (1) 11:17.21	1150m (1) 11:48.46	1200m (1) 12:19.60
			31.22	31.00	31.30	31.16	31.45	31.26	31.25	31.14
			1250m (1) 12:51.04	1300m (1) 13:21.85	1350m (1) 13:53.06	1400m (1) 14:23.80	1450m (1) 14:54.36			
			31.44	30.81	31.21	30.74	30.56			
<b>11</b>	<b>3</b>	<b>1</b>	<b>CASTERA Mathis, Romain</b>	<b>FRA</b>	<b>0.69</b>	<b>15:26.53</b>	<b>28.39</b>			
			50m (7) 28.99	100m (8) 1:00.44	150m (7) 1:31.70	200m (7) 2:02.99	250m (7) 2:34.26	300m (7) 3:05.49	350m (7) 3:36.39	400m (7) 4:07.30
			31.45	31.45	31.26	31.29	31.27	31.23	30.90	30.91
			450m (7) 4:38.04	500m (7) 5:09.19	550m (7) 5:40.00	600m (7) 6:11.01	650m (7) 6:41.67	700m (7) 7:12.78	750m (7) 7:43.66	800m (7) 8:15.00
			30.74	31.15	30.81	31.01	30.66	31.11	30.88	31.34
			850m (6) 8:45.78	900m (6) 9:16.92	950m (6) 9:47.99	1000m (6) 10:18.82	1050m (6) 10:49.61	1100m (6) 11:20.82	1150m (6) 11:51.88	1200m (5) 12:22.86
			30.78	31.14	31.07	30.83	30.79	31.21	31.06	30.98
			1250m (5) 12:53.68	1300m (5) 13:24.78	1350m (5) 13:55.65	1400m (5) 14:27.37	1450m (5) 14:57.59			
			30.82	31.10	30.87	31.72	30.22			
<b>12</b>	<b>4</b>	<b>7</b>	<b>PARRISH Joshua Allan</b>	<b>AUS</b>	<b>0.69</b>	<b>15:27.71</b>	<b>29.57</b>			
			50m (2) 27.64	100m (3) 57.90	150m (3) 1:29.04	200m (5) 2:00.03	250m (7) 2:31.14	300m (7) 3:02.12	350m (7) 3:32.82	400m (7) 4:03.41
			30.26	30.26	31.14	30.99	31.11	30.98	30.70	30.59
			450m (7) 4:34.30	500m (7) 5:05.09	550m (7) 5:36.22	600m (7) 6:07.34	650m (7) 6:38.79	700m (7) 7:10.01	750m (7) 7:41.55	800m (7) 8:12.76
			30.89	30.79	31.13	31.12	31.45	31.22	31.54	31.21
			850m (7) 8:44.70	900m (7) 9:15.93	950m (7) 9:47.43	1000m (7) 10:18.57	1050m (7) 10:50.24	1100m (7) 11:21.49	1150m (7) 11:52.73	1200m (7) 12:24.24
			31.94	31.23	31.50	31.14	31.67	31.25	31.24	31.51
			1250m (7) 12:55.66	1300m (7) 13:26.93	1350m (7) 13:58.35	1400m (7) 14:29.49	1450m (7) 15:00.04			
			31.42	31.27	31.42	31.14	30.55			
<b>13</b>	<b>2</b>	<b>4</b>	<b>HUANG Guo Ting</b>	<b>TPE</b>	<b>0.71</b>	<b>15:28.55</b>	<b>30.41</b>			
			50m (5) 28.49	100m (4) 58.61	150m (4) 1:29.74	200m (4) 2:00.52	250m (4) 2:31.70	300m (3) 3:02.77	350m (3) 3:34.03	400m (3) 4:05.40
			31.13	30.12	31.13	30.78	31.18	31.07	31.26	31.37
			450m (3) 4:36.53	500m (3) 5:07.79	550m (3) 5:38.63	600m (2) 6:09.73	650m (2) 6:40.80	700m (2) 7:12.09	750m (2) 7:43.10	800m (2) 8:14.20
			31.13	31.26	30.84	31.10	31.07	31.29	31.01	31.10
			850m (2) 8:45.51	900m (2) 9:16.83	950m (2) 9:47.93	1000m (2) 10:19.33	1050m (2) 10:50.39	1100m (2) 11:21.45	1150m (2) 11:52.58	1200m (2) 12:23.84
			31.31	31.32	31.10	31.40	31.06	31.06	31.13	31.26
			1250m (2) 12:55.10	1300m (2) 13:26.27	1350m (2) 13:57.24	1400m (2) 14:28.39	1450m (2) 14:59.21			
			31.26	31.17	30.97	31.15	30.82			
<b>14</b>	<b>4</b>	<b>8</b>	<b>MAKSUMOV Ernest</b>	<b>RUS</b>	<b>0.81</b>	<b>15:29.46</b>	<b>31.32</b>			
			50m (1) 27.52	100m (2) 57.27	150m (2) 1:27.84	200m (2) 1:58.80	250m (2) 2:29.98	300m (6) 3:01.19	350m (6) 3:32.03	400m (6) 4:03.08
			31.14	29.75	30.57	30.96	31.18	31.21	30.84	31.05
			450m (6) 4:34.22	500m (8) 5:05.25	550m (8) 5:36.48	600m (8) 6:07.66	650m (8) 6:39.14	700m (8) 7:10.59	750m (8) 7:41.98	800m (8) 8:13.32
			31.14	31.03	31.23	31.18	31.48	31.45	31.39	31.34
			850m (8) 8:44.83	900m (8) 9:16.35	950m (8) 9:47.72	1000m (8) 10:19.03	1050m (8) 10:50.54	1100m (8) 11:21.90	1150m (8) 11:53.02	1200m (8) 12:24.45
			31.51	31.52	31.37	31.31	31.51	31.36	31.12	31.43
			1250m (8) 12:55.93	1300m (8) 13:27.40	1350m (8) 13:58.57	1400m (8) 14:30.06	1450m (8) 15:00.55			
			31.48	31.47	31.17	31.49	30.49			



RESULTS SUMMARY

成績總表

	Record Name	NUSF Code	Location	Date
<b>WR</b>	14:31.02 YANG SUN	CHN	LONDON (GBR)	04 AUG 2012
<b>UR</b>	14:51.06 STANCZYK PREMYSLAW	POL	BELGRADE (SRB)	09 JUL 2009

Heats

Rank	Heat	Lane	Name	NUSF Code	R.T.	Time	Time Behind	
<b>15</b>	<b>3</b>	<b>5</b>	<b>MICKA Jan</b>	<b>CZE</b>	<b>0.76</b>	<b>15:30.23</b>	<b>32.09</b>	
	50m (8) 29.34	100m (6) 59.82 30.48	150m (5) 1:30.39 30.57	200m (6) 2:01.31 30.92	250m (6) 2:31.94 30.63	300m (6) 3:02.89 30.95	350m (6) 3:33.76 30.87	400m (6) 4:04.43 30.67
	450m (5) 4:34.86 30.43	500m (5) 5:05.41 30.55	550m (5) 5:36.49 31.08	600m (5) 6:07.49 31.00	650m (5) 6:38.45 30.96	700m (5) 7:09.60 31.15	750m (5) 7:40.45 30.85	800m (5) 8:11.73 31.28
	850m (5) 8:42.81 31.08	900m (5) 9:14.36 31.55	950m (5) 9:45.79 31.43	1000m (5) 10:17.48 31.69	1050m (5) 10:48.89 31.41	1100m (5) 11:20.52 31.63	1150m (5) 11:51.82 31.30	1200m (6) 12:23.17 31.35
	1250m (6) 12:54.46 31.29	1300m (6) 13:25.57 31.11	1350m (6) 13:56.59 31.02	1400m (6) 14:28.68 32.09	1450m (6) 14:59.52 30.84			
<b>16</b>	<b>4</b>	<b>3</b>	<b>FROLOV Sergii</b>	<b>UKR</b>	<b>0.75</b>	<b>15:30.99</b>	<b>32.85</b>	
	50m (6) 28.66	100m (5) 58.97 30.31	150m (6) 1:29.62 30.65	200m (6) 2:00.11 30.49	250m (5) 2:30.60 30.49	300m (5) 3:01.17 30.57	350m (3) 3:31.29 30.12	400m (4) 4:01.72 30.43
	450m (3) 4:31.93 30.21	500m (3) 5:02.33 30.40	550m (3) 5:32.72 30.39	600m (3) 6:03.29 30.57	650m (3) 6:33.66 30.37	700m (4) 7:04.33 30.67	750m (3) 7:34.64 30.31	800m (4) 8:05.38 30.74
	850m (4) 8:35.63 30.25	900m (4) 9:06.28 30.65	950m (4) 9:37.03 30.75	1000m (4) 10:08.51 31.48	1050m (5) 10:40.06 31.55	1100m (6) 11:12.18 32.12	1150m (6) 11:44.32 32.14	1200m (6) 12:16.85 32.53
	1250m (6) 12:49.30 32.45	1300m (6) 13:22.09 32.79	1350m (6) 13:54.47 32.38	1400m (6) 14:27.24 32.77	1450m (6) 14:59.39 32.15			
<b>17</b>	<b>2</b>	<b>3</b>	<b>CHO Cheng Chi</b>	<b>TPE</b>	<b>0.69</b>	<b>15:45.33</b>	<b>47.19</b>	
	50m (2) 27.75	100m (3) 58.19 30.44	150m (3) 1:29.04 30.85	200m (3) 2:00.19 31.15	250m (3) 2:31.39 31.20	300m (4) 3:02.81 31.42	350m (4) 3:34.16 31.35	400m (4) 4:05.62 31.46
	450m (4) 4:36.94 31.32	500m (4) 5:08.24 31.30	550m (4) 5:39.41 31.17	600m (4) 6:10.59 31.18	650m (3) 6:42.08 31.49	700m (3) 7:13.94 31.86	750m (3) 7:45.64 31.70	800m (3) 8:17.59 31.95
	850m (3) 8:49.74 32.15	900m (3) 9:21.83 32.09	950m (3) 9:53.53 31.70	1000m (3) 10:25.53 32.00	1050m (3) 10:57.96 32.43	1100m (3) 11:30.12 32.16	1150m (3) 12:02.27 32.15	1200m (3) 12:34.40 32.13
	1250m (3) 13:06.66 32.26	1300m (3) 13:38.77 32.11	1350m (3) 14:11.13 32.36	1400m (3) 14:43.05 31.92	1450m (3) 15:15.17 32.12			
<b>18</b>	<b>3</b>	<b>6</b>	<b>NAKAMURA LITHEHL K</b>	<b>USA</b>	<b>0.72</b>	<b>15:45.70</b>	<b>47.56</b>	
	50m (2) 28.26	100m (2) 58.61 30.35	150m (2) 1:29.26 30.65	200m (3) 2:00.17 30.91	250m (3) 2:31.09 30.92	300m (4) 3:02.12 31.03	350m (4) 3:32.99 30.87	400m (5) 4:04.02 31.03
	450m (6) 4:35.01 30.99	500m (6) 5:06.21 31.20	550m (6) 5:37.23 31.02	600m (6) 6:08.47 31.24	650m (6) 6:40.06 31.59	700m (6) 7:11.54 31.48	750m (6) 7:43.04 31.50	800m (6) 8:14.67 31.63
	850m (7) 8:46.38 31.71	900m (7) 9:18.34 31.96	950m (7) 9:50.30 31.96	1000m (7) 10:22.49 32.19	1050m (7) 10:54.57 32.08	1100m (7) 11:26.91 32.34	1150m (7) 11:59.14 32.23	1200m (7) 12:31.59 32.45
	1250m (7) 13:04.10 32.51	1300m (7) 13:36.78 32.68	1350m (7) 14:09.56 32.78	1400m (7) 14:42.20 32.64	1450m (7) 15:14.70 32.50			
<b>19</b>	<b>3</b>	<b>8</b>	<b>DA CRUZ KANIESKI Lucas</b>	<b>BRA</b>	<b>0.75</b>	<b>15:52.67</b>	<b>54.53</b>	
	50m (3) 28.58	100m (7) 1:00.14 31.56	150m (8) 1:32.04 31.90	200m (8) 2:03.87 31.83	250m (8) 2:35.80 31.93	300m (8) 3:07.60 31.80	350m (8) 3:39.76 32.16	400m (8) 4:11.47 31.71
	450m (8) 4:43.32 31.85	500m (8) 5:15.29 31.97	550m (8) 5:47.33 32.04	600m (8) 6:19.28 31.95	650m (8) 6:51.45 32.17	700m (8) 7:23.30 31.85	750m (8) 7:55.58 32.28	800m (8) 8:27.42 31.84
	850m (8) 8:59.65 32.23	900m (8) 9:31.73 32.08	950m (8) 10:03.61 31.88	1000m (8) 10:35.52 31.91	1050m (8) 11:07.81 32.29	1100m (8) 11:39.68 31.87	1150m (8) 12:11.58 31.90	1200m (8) 12:43.26 31.68
	1250m (8) 13:15.04 31.78	1300m (8) 13:46.89 31.85	1350m (8) 14:18.95 32.06	1400m (8) 14:50.74 31.79	1450m (8) 15:22.45 31.71			
<b>20</b>	<b>2</b>	<b>2</b>	<b>CHOI Minwoo</b>	<b>KOR</b>	<b>0.72</b>	<b>15:55.53</b>	<b>57.39</b>	
	50m (4) 28.19	100m (5) 59.19 31.00	150m (5) 1:30.79 31.60	200m (5) 2:02.41 31.62	250m (5) 2:33.84 31.43	300m (5) 3:05.52 31.68	350m (5) 3:36.98 31.46	400m (5) 4:08.58 31.60
	450m (5) 4:40.01 31.43	500m (5) 5:11.64 31.63	550m (5) 5:43.23 31.59	600m (5) 6:15.26 32.03	650m (5) 6:47.14 31.88	700m (5) 7:19.29 32.15	750m (5) 7:51.60 32.31	800m (5) 8:24.07 32.47
	850m (5) 8:56.25 32.18	900m (5) 9:28.72 32.47	950m (5) 10:00.94 32.22	1000m (5) 10:33.61 32.67	1050m (5) 11:05.95 32.34	1100m (5) 11:38.62 32.67	1150m (4) 12:10.99 32.37	1200m (4) 12:43.83 32.84
	1250m (4) 13:16.42 32.59	1300m (4) 13:49.09 32.67	1350m (4) 14:21.41 32.32	1400m (4) 14:54.10 32.69	1450m (4) 15:25.71 31.61			
<b>21</b>	<b>2</b>	<b>6</b>	<b>MINCHAM Michael James M</b>	<b>NZL</b>	<b>0.67</b>	<b>15:59.31</b>	<b>1:01.17</b>	
	50m (1) 27.25	100m (1) 56.69 29.44	150m (1) 1:26.97 30.28	200m (1) 1:57.61 30.64	250m (1) 2:28.48 30.87	300m (1) 2:59.65 31.17	350m (1) 3:30.88 31.23	400m (2) 4:02.33 31.45
	450m (2) 4:33.75 31.42	500m (2) 5:05.32 31.57	550m (2) 5:37.48 32.16	600m (3) 6:09.84 32.36	650m (4) 6:42.52 32.68	700m (4) 7:14.97 32.45	750m (4) 7:47.97 33.00	800m (4) 8:20.73 32.76
	850m (4) 8:53.66 32.93	900m (4) 9:26.20 32.54	950m (4) 9:59.48 33.28	1000m (4) 10:32.41 32.93	1050m (4) 11:05.38 32.97	1100m (4) 11:38.02 32.64	1150m (5) 12:11.38 33.36	1200m (5) 12:44.14 32.76
	1250m (5) 13:17.27 33.13	1300m (5) 13:49.91 32.64	1350m (5) 14:22.80 32.89	1400m (5) 14:55.65 32.85	1450m (5) 15:28.33 32.68			





## RESULTS SUMMARY

成績總表

	Record	Name	NUSF Code	Location	Date
WR	14:31.02	YANG SUN	CHN	LONDON (GBR)	04 AUG 2012
UR	14:51.06	STANCZYK PREMYSLAW	POL	BELGRADE (SRB)	09 JUL 2009

### Heats

Rank	Heat	Lane	Name	NUSF Code	R.T.	Time	Time Behind	
<b>22</b>	<b>2</b>	<b>7</b>	<b>MAYER MARTINELLI Christian</b>	<b>PER</b>	<b>0.68</b>	<b>16:32.83</b>	<b>1:34.69</b>	
	50m (6) 29.77	100m (6) 1:01.95 32.18	150m (6) 1:35.29 33.34	200m (6) 2:08.81 33.52	250m (6) 2:42.32 33.51	300m (6) 3:15.90 33.58	350m (6) 3:49.64 33.74	400m (6) 4:23.11 33.47
	450m (6) 4:56.76 33.65	500m (6) 5:30.13 33.37	550m (6) 6:03.81 33.68	600m (6) 6:36.90 33.09	650m (6) 7:10.47 33.57	700m (6) 7:43.35 32.88	750m (6) 8:17.24 33.89	800m (6) 8:50.26 33.02
	850m (6) 9:23.38 33.12	900m (6) 9:56.25 32.87	950m (6) 10:29.65 33.40	1000m (6) 11:02.61 32.96	1050m (6) 11:35.75 33.14	1100m (6) 12:08.92 33.17	1150m (6) 12:42.55 33.63	1200m (6) 13:15.71 33.16
	1250m (6) 13:48.97 33.26	1300m (6) 14:22.09 33.12	1350m (6) 14:55.52 33.43	1400m (6) 15:28.31 32.79	1450m (6) 16:01.28 32.97			
<b>23</b>	<b>1</b>	<b>5</b>	<b>SOLITA Jux Keaton</b>	<b>PHI</b>	<b>0.85</b>	<b>17:15.14</b>	<b>2:17.00</b>	
	50m (2) 30.52	100m (2) 1:03.45 32.93	150m (1) 1:37.18 33.73	200m (1) 2:11.30 34.12	250m (2) 2:45.90 34.60	300m (1) 3:20.30 34.40	350m (2) 3:55.72 35.42	400m (2) 4:30.82 35.10
	450m (2) 5:05.75 34.93	500m (2) 5:40.10 34.35	550m (1) 6:14.79 34.69	600m (1) 6:49.44 34.65	650m (1) 7:24.79 35.35	700m (1) 8:00.35 35.56	750m (1) 8:35.69 35.34	800m (2) 9:10.81 35.12
	850m (1) 9:46.20 35.39	900m (1) 10:21.62 35.42	950m (1) 10:55.88 34.26	1000m (1) 11:31.27 35.39	1050m (1) 12:06.46 35.19	1100m (1) 12:41.68 35.22	1150m (1) 13:17.06 35.38	1200m (1) 13:51.86 34.80
	1250m (1) 14:26.94 35.08	1300m (1) 15:02.18 35.24	1350m (1) 15:37.18 35.00	1400m (1) 16:12.24 35.06	1450m (1) 16:43.87 31.63			
<b>24</b>	<b>1</b>	<b>4</b>	<b>LANUZA SEGURA C</b>	<b>CRC</b>	<b>0.82</b>	<b>17:20.60</b>	<b>2:22.46</b>	
	50m (1) 30.03	100m (1) 1:03.02 32.99	150m (2) 1:37.33 34.31	200m (2) 2:11.42 34.09	250m (1) 2:45.88 34.46	300m (2) 3:20.44 34.56	350m (1) 3:55.21 34.77	400m (1) 4:29.51 34.30
	450m (1) 5:04.46 34.95	500m (1) 5:39.36 34.90	550m (2) 6:14.84 35.48	600m (2) 6:49.78 34.94	650m (2) 7:25.05 35.27	700m (2) 8:00.38 35.33	750m (2) 8:35.78 35.40	800m (1) 9:10.70 34.92
	850m (2) 9:46.23 35.53	900m (2) 10:21.67 35.44	950m (2) 10:56.25 34.58	1000m (2) 11:31.35 35.10	1050m (2) 12:06.84 35.49	1100m (2) 12:41.96 35.12	1150m (2) 13:17.53 35.57	1200m (2) 13:52.54 35.01
	1250m (2) 14:27.51 34.97	1300m (2) 15:02.57 35.06	1350m (2) 15:37.97 35.40	1400m (2) 16:13.59 35.62	1450m (2) 16:46.88 33.29			
<b>25</b>	<b>1</b>	<b>3</b>	<b>MOHAMMED Aleem Stephon</b>	<b>TTO</b>	<b>0.83</b>	<b>19:05.81</b>	<b>4:07.67</b>	
	50m (3) 31.06	100m (3) 1:04.67 33.61	150m (3) 1:39.95 35.28	200m (3) 2:16.27 36.32	250m (3) 2:53.47 37.20	300m (3) 3:31.17 37.70	350m (3) 4:10.03 38.86	400m (3) 4:49.05 39.02
	450m (3) 5:27.87 38.82	500m (3) 6:06.59 38.72	550m (3) 6:46.27 39.68	600m (3) 7:25.41 39.14	650m (3) 8:04.82 39.41	700m (3) 8:43.79 38.97	750m (3) 9:23.09 39.30	800m (3) 10:02.53 39.44
	850m (3) 10:41.73 39.20	900m (3) 11:21.46 39.73	950m (3) 12:00.54 39.08	1000m (3) 12:39.94 39.40	1050m (3) 13:18.99 39.05	1100m (3) 13:57.60 38.61	1150m (3) 14:36.43 38.83	1200m (3) 15:15.07 38.64
	1250m (3) 15:54.16 39.09	1300m (3) 16:32.74 38.58	1350m (3) 17:11.76 39.02	1400m (3) 17:50.17 38.41	1450m (3) 18:28.42 38.25			

<b>Legend:</b>	<b>Q</b> Classified Final	<b>R.T.</b> Reaction time	<b>UR</b> Universiade Record	<b>WR</b> World record
----------------	---------------------------	---------------------------	------------------------------	------------------------



# RESULT BOOK


29TH Summer Universiade Taipei 2017



## Swimming

Men's 200m

Breaststroke





## MEDALLISTS

獎牌得主

Medal	Name	NUSF
GOLD	WILSON Andrew Lawrence	USA - United States of America
SILVER	BALANDIN Dmitriy	KAZ - Kazakhstan
BRONZE	GADIROV Rustam	RUS - Russian Federation



## START LIST

出場名單

	Record	Name	NUSF Code	Location	Date
WR	2:06.67	WATANABE IPPEI	JPN	TOKYO (JPN)	28 JAN 2016
UR	2:08.37	WILSON Andrew Lawrence	USA	Taoyuan City (TPE)	22 AUG 2017

### Final

Event No. 17

Lane	Name	NUSF Code	Date of Birth	Qualifying Time	Time	Rank
1	KASER Yannick	SUI	03 JUL 1992	2:12.30		
2	WILSON Andrew Lawrence	USA	16 SEP 1993	2:10.73		
3	LICON William	USA	25 AUG 1994	2:10.51		
4	GADIROV Rustam	RUS	10 DEC 1997	2:09.87		
5	DORINOV Mikhail	RUS	09 AUG 1995	2:10.31		
6	BALANDIN Dmitriy	KAZ	04 APR 1995	2:10.51		
7	OKUBO Rintaro	JPN	01 MAY 1996	2:11.04		
8	MORI Mamoru	JPN	26 MAR 1996	2:12.38		

### Reserves

Name	NUSF Code	Date of Birth	Qualifying Time	Time	Rank
PILGER Maximilian	GER	25 FEB 1996	2:12.67		
QUINN Nicholas John	IRL	03 JUN 1993	2:12.76		

#### Note:

Consult competition schedule in INFO for heat start times

#### Legend:

UR Universiade Record      WR World record



## START LIST

出場名單

	Record	Name	NUSF Code	Location	Date
WR	2:06.67	WATANABE IPPEI	JPN	TOKYO (JPN)	28 JAN 2016
UR	2:08.73	BORYSIK IGOR	UKR	BELGRADE (SRB)	08 JUL 2009

### Heat 1 of 7

Event No. 17

Lane	Name	NUSF Code	Date of Birth	Qualifying Time	Time	Rank
3	PINTO MATTA Matias Antonio	CHI	24 JAN 1997			
4	AKAVANTSEV Maksim	EST	16 SEP 1998	2:46.30		
5	AL-BULUSHI Mohamed Tariq	OMA	12 JUL 1992	3:35.43		

### Heat 2 of 7

Lane	Name	NUSF Code	Date of Birth	Qualifying Time	Time	Rank
1	GUERRA SU Rodrigo Jose	NCA	21 MAR 1999	2:34.25		
2	QUIROZ UTEAU Felipe Martin	CHI	13 OCT 1995	2:25.02		
3	GALVEZ ENGELS Jose Tomas	CHI	22 FEB 1997	2:24.98		
4	ZULFITRANTO Gerdi	INA	24 APR 1995	2:19.63		
5	CHAO Man Hou	MAC	21 FEB 1996	2:20.00		
6	GUNSENNOROV Zandanbal	MGL	06 FEB 1996	2:25.00		
7	KASEMETS Ayrton	EST	21 NOV 1995	2:28.27		
8	EDUSSURIYA Taveesh Nishke	SRI	15 MAY 1996	2:35.00		

### Heat 3 of 7

Lane	Name	NUSF Code	Date of Birth	Qualifying Time	Time	Rank
1	KNIPPING Arjan Antonius	NED	01 AUG 1994	2:18.49		
2	RUOHONIEMI Miiikka Olavi	FIN	23 JUL 1993	2:18.26		
3	KWOK Ka Fai	HKG	22 SEP 1996	2:17.87		
4	STOLARSKI Marcin Tomasz	POL	04 JAN 1996	2:17.28		
5	KAMZENOV Aibek	KAZ	16 DEC 1995	2:17.30		
6	BASSON Alaric Bennedic	RSA	16 FEB 1996	2:18.17		
7	KAGE MONNI Felipe Hidekazu	BRA	24 MAR 1996	2:18.37		
8	LULEK William Robert	SWE	23 MAY 1998	2:19.00		

### Heat 4 of 7

Lane	Name	NUSF Code	Date of Birth	Qualifying Time	Time	Rank
1	DE OLIVEIRA RODRIGU Raphael	BRA	29 MAR 1991	2:16.43		
2	KARPENKO Oleksandr	UKR	16 SEP 1995	2:15.90		
3	GREENE Darragh	IRL	20 OCT 1995	2:14.86		
4	MURILLO VALDES Jorge Mario	COL	07 SEP 1991	2:14.00		
5	SIDLAUSKAS Andrius	LTU	06 APR 1997	2:14.57		
6	GARROD Jacob Thomas	NZL	27 MAY 1996	2:15.48		
7	MORELLI Gabriel Osvaldo	ARG	07 OCT 1994	2:15.95		
8	VUORELA Teemu Richard	FIN	24 MAR 1994	2:16.56		



## START LIST

出場名單

	Record	Name	NUSF Code	Location	Date
WR	2:06.67	WATANABE IPPEI	JPN	TOKYO (JPN)	28 JAN 2016
UR	2:08.73	BORYSIK IGOR	UKR	BELGRADE (SRB)	08 JUL 2009

### Heat 5 of 7

Lane	Name	NUSF Code	Date of Birth	Qualifying Time	Time	Rank
1	LEE Hsuan Yen	TPE	13 MAY 1993	2:13.54		
2	CASTILLO LUNA Mauro	MEX	06 AUG 1995	2:12.96		
3	BIZZARRI Flavio	ITA	14 MAY 1993	2:11.17		
4	DORINOV Mikhail	RUS	09 AUG 1995	2:09.08		
5	PILGER Maximilian	GER	25 FEB 1996	2:10.53		
6	KASER Yannick	SUI	03 JUL 1992	2:11.65		
7	SHYMANOVICH Ilya	BLR	02 AUG 1994	2:13.35		
8	BOVEY Jolann	SUI	17 MAR 1996	2:13.80		

### Heat 6 of 7

Lane	Name	NUSF Code	Date of Birth	Qualifying Time	Time	Rank
1	SCHRODER George Liam	NZL	03 SEP 1995	2:13.41		
2	KIM Jaeyoun	KOR	26 AUG 1996	2:12.94		
3	OKUBO Rintaro	JPN	01 MAY 1996	2:11.08		
4	WILSON Andrew Lawrence	USA	16 SEP 1993	2:08.64		
5	LICON William	USA	25 AUG 1994	2:09.29		
6	SCHWINGENSCHLOEGL Fabian	GER	15 AUG 1991	2:11.39		
7	CAI Bing Rong	TPE	17 DEC 1996	2:13.30		
8	PAULSSON Adam Lennart	SWE	14 MAR 1995	2:13.77		

### Heat 7 of 7

Lane	Name	NUSF Code	Date of Birth	Qualifying Time	Time	Rank
1	BOBROVS Daniils	LAT	08 OCT 1997	2:13.37		
2	WALL Elijah Benjamin	CAN	16 MAR 1995	2:12.26		
3	MORI Mamoru	JPN	26 MAR 1996	2:10.74		
4	BALANDIN Dmitriy	KAZ	04 APR 1995	2:07.46		
5	GADIROV Rustam	RUS	10 DEC 1997	2:09.18		
6	QUINN Nicholas John	IRL	03 JUN 1993	2:11.24		
7	MILLIGAN Alex Stewart Da	AUS	23 JAN 1998	2:13.23		
8	DIETRICH Johannes	AUT	05 OCT 1993	2:13.60		

**Note:**  
Consult competition schedule in INFO for heat start times

**Legend:**  
UR Universiade Record    WR World record



## RESULTS

比賽成績

	Record	Name	NUSF Code	Location	Date
WR	2:06.67	WATANABE IPPEI	JPN	TOKYO (JPN)	28 JAN 2016
UR	2:08.73	BORYSIK IGOR	UKR	BELGRADE (SRB)	08 JUL 2009

### Heat 1 of 7

Event No. 17

Rank	Lane	Name	NUSF Code	R.T.	50m	100m	150m	Time	Time Behind
1	4	AKAVANTSEV Maksim	EST	0.59	(1) 34.63	(1) 1:15.01 40.38	(1) 1:56.53 41.52	<b>2:38.25</b> 41.72	
2	5	AL-BULUSHI Mohamed Tariq	OMA	1.13	(2) 56.23	(2) 2:02.49 1:06.26	(2) 3:14.22 1:11.73	<b>4:24.88</b> 1:10.66	1:46.63
	3	PINTO MATTA Matias Antonio	CHI					<b>DNS</b>	

### Heat 2 of 7

Rank	Lane	Name	NUSF Code	R.T.	50m	100m	150m	Time	Time Behind
1	5	CHAO Man Hou	MAC	0.76	(1) 30.84	(1) 1:05.85 35.01	(1) 1:41.72 35.87	<b>2:17.48</b> 35.76	
2	4	ZULFITRANTO Gerdi	INA	0.65	(2) 32.02	(2) 1:07.39 35.37	(2) 1:43.52 36.13	<b>2:19.66</b> 36.14	2.18
3	3	GALVEZ ENGELS Jose Tomas	CHI	0.65	(3) 32.62	(3) 1:09.00 36.38	(3) 1:46.88 37.88	<b>2:24.33</b> 37.45	6.85
4	7	KASEMETS Ayrton	EST	0.70	(3) 32.62	(4) 1:09.52 36.90	(4) 1:48.26 38.74	<b>2:27.24</b> 38.98	9.76
5	2	QUIROZ UTEAU Felipe Martin	CHI	0.69	(5) 33.73	(5) 1:11.69 37.96	(5) 1:49.50 37.81	<b>2:27.37</b> 37.87	9.89
6	6	GUNSENNOROV Zandanbal	MGL	0.69	(6) 34.14	(6) 1:12.24 38.10	(6) 1:51.37 39.13	<b>2:30.52</b> 39.15	13.04
7	1	GUERRA SU Rodrigo Jose	NCA	0.69	(7) 35.55	(7) 1:16.73 41.18	(7) 1:57.78 41.05	<b>2:39.30</b> 41.52	21.82
8	8	EDUSSURIYA Taveesh Nishke	SRI	0.88	(8) 37.26	(8) 1:20.95 43.69	(8) 2:07.17 46.22	<b>2:50.74</b> 43.57	33.26

### Heat 3 of 7

Rank	Lane	Name	NUSF Code	R.T.	50m	100m	150m	Time	Time Behind
1	6	BASSON Alaric Benedic	RSA	0.67	(3) 30.80	(3) 1:05.48 34.68	(1) 1:40.71 35.23	<b>2:16.19</b> 35.48	
2	1	KNIPPING Arjan Antonius	NED	0.72	(5) 31.28	(4) 1:05.79 34.51	(2) 1:40.76 34.97	<b>2:16.20</b> 35.44	0.01
3	2	RUOHONIEMI Miikka Olavi	FIN	0.67	(2) 30.69	(2) 1:05.43 34.74	(4) 1:41.29 35.86	<b>2:17.22</b> 35.93	1.03
4	7	KAGE MONNI Felipe Hidekazu	BRA	0.71	(1) 30.04	(1) 1:04.40 34.36	(3) 1:41.11 36.71	<b>2:19.12</b> 38.01	2.93
5	4	STOLARSKI Marcin Tomasz	POL	0.66	(7) 32.10	(5) 1:06.58 34.48	(6) 1:43.31 36.73	<b>2:19.89</b> 36.58	3.70
6	3	KWOK Ka Fai	HKG	0.62	(4) 31.22	(6) 1:06.72 35.50	(5) 1:43.12 36.40	<b>2:20.04</b> 36.92	3.85
7	5	KAMZENOV Aibek	KAZ	0.71	(8) 32.27	(7) 1:08.07 35.80	(7) 1:44.50 36.43	<b>2:20.09</b> 35.59	3.90
8	8	LULEK William Robert	SWE	0.71	(6) 31.92	(8) 1:08.34 36.42	(8) 1:45.49 37.15	<b>2:22.84</b> 37.35	6.65



## RESULTS

比賽成績

	Record	Name	NUSF Code	Location	Date
WR	2:06.67	WATANABE IPPEI	JPN	TOKYO (JPN)	28 JAN 2016
UR	2:08.73	BORYSIK IGOR	UKR	BELGRADE (SRB)	08 JUL 2009

### Heat 4 of 7

Rank	Lane	Name	NUSF Code	R.T.	50m	100m	150m	Time	Time Behind
1	3	GREENE Darragh	IRL	0.64	(5) 31.24	(6) 1:06.41 35.17	(4) 1:41.78 35.37	<b>2:16.35</b> 34.57	
2	1	DE OLIVEIRA RODR R	BRA	0.73	(1) 30.31	(1) 1:04.92 34.61	(1) 1:40.36 35.44	<b>2:16.89</b> 36.53	0.54
2	6	GARROD Jacob Thomas	NZL	0.68	(7) 31.34	(4) 1:06.23 34.89	(3) 1:41.29 35.06	<b>2:16.89</b> 35.60	0.54
4	8	VUORELA Teemu Richard	FIN	0.72	(3) 30.85	(2) 1:05.64 34.79	(2) 1:40.83 35.19	<b>2:17.63</b> 36.80	1.28
5	5	SIDLAUSKAS Andrius	LTU	0.73	(2) 30.44	(3) 1:05.68 35.24	(5) 1:42.37 36.69	<b>2:18.67</b> 36.30	2.32
6	2	KARPENKO Oleksandr	UKR	0.65	(4) 31.10	(5) 1:06.38 35.28	(6) 1:42.41 36.03	<b>2:18.82</b> 36.41	2.47
7	4	MURILLO VALDES Jorge Mario	COL	0.65	(8) 31.41	(7) 1:07.06 35.65	(7) 1:43.14 36.08	<b>2:19.52</b> 36.38	3.17
8	7	MORELLI Gabriel Osvaldo	ARG	0.72	(6) 31.25	(8) 1:07.41 36.16	(8) 1:43.97 36.56	<b>2:20.39</b> 36.42	4.04

### Heat 5 of 7

Rank	Lane	Name	NUSF Code	R.T.	50m	100m	150m	Time	Time Behind
1	4	DORINOV Mikhail	RUS	0.69	(4) 30.26	(1) 1:03.64 33.38	(1) 1:37.36 33.72	<b>2:10.93</b> 33.57	
2	6	KASER Yannick	SUI	0.76	(5) 30.33	(4) 1:04.08 33.75	(2) 1:38.41 34.33	<b>2:12.69</b> 34.28	1.76
3	3	BIZZARRI Flavio	ITA	0.72	(6) 30.54	(6) 1:04.38 33.84	(4) 1:38.87 34.49	<b>2:13.71</b> 34.84	2.78
4	5	PILGER Maximilian	GER	0.70	(3) 30.14	(7) 1:04.48 34.34	(3) 1:38.74 34.26	<b>2:13.81</b> 35.07	2.88
5	2	CASTILLO LUNA Mauro	MEX	0.63	(7) 30.57	(5) 1:04.19 33.62	(6) 1:38.98 34.79	<b>2:14.14</b> 35.16	3.21
6	1	LEE Hsuan Yen	TPE	0.70	(8) 31.17	(8) 1:05.18 34.01	(8) 1:39.99 34.81	<b>2:15.20</b> 35.21	4.27
7	8	BOVEY Jolann	SUI	0.69	(1) 29.95	(2) 1:03.94 33.99	(5) 1:38.95 35.01	<b>2:15.23</b> 36.28	4.30
8	7	SHYMANOVICH Ilya	BLR	0.69	(2) 30.05	(3) 1:04.00 33.95	(7) 1:39.51 35.51	<b>2:15.30</b> 35.79	4.37



## RESULTS

比賽成績

	Record	Name	NUSF Code	Location	Date
WR	2:06.67	WATANABE IPPEI	JPN	TOKYO (JPN)	28 JAN 2016
UR	2:08.73	BORYSIK IGOR	UKR	BELGRADE (SRB)	08 JUL 2009

### Heat 6 of 7

Rank	Lane	Name	NUSF Code	R.T.	50m	100m	150m	Time	Time Behind
1	4	WILSON Andrew Lawrence	USA	0.69	(1) 28.99	(1) 1:01.24 32.25	(1) 1:35.29 34.05	<b>2:08.37</b> 33.08	UR
2	3	OKUBO Rintaro	JPN	0.69	(2) 30.02	(2) 1:03.66 33.64	(2) 1:37.22 33.56	<b>2:11.82</b> 34.60	3.45
3	5	LICON William	USA	0.74	(3) 30.61	(3) 1:04.41 33.80	(3) 1:38.45 34.04	<b>2:13.10</b> 34.65	4.73
4	1	SCHRODER George Liam	NZL	0.68	(8) 30.96	(5) 1:04.84 33.88	(4) 1:39.63 34.79	<b>2:15.16</b> 35.53	6.79
5	2	KIM Jaeyoun	KOR	0.67	(5) 30.78	(4) 1:04.71 33.93	(5) 1:40.34 35.63	<b>2:15.82</b> 35.48	7.45
6	7	CAI Bing Rong	TPE	0.60	(7) 30.90	(8) 1:05.48 34.58	(7) 1:40.67 35.19	<b>2:16.35</b> 35.68	7.98
7	6	SCHWINGENSCHLOEG F	GER	0.70	(4) 30.74	(6) 1:05.21 34.47	(8) 1:40.87 35.66	<b>2:16.79</b> 35.92	8.42
8	8	PAULSSON Adam Lennart	SWE	0.78	(6) 30.84	(7) 1:05.34 34.50	(6) 1:40.58 35.24	<b>2:17.06</b> 36.48	8.69

### Heat 7 of 7

Rank	Lane	Name	NUSF Code	R.T.	50m	100m	150m	Time	Time Behind
1	4	BALANDIN Dmitriy	KAZ	0.69	(5) 30.63	(5) 1:04.21 33.58	(1) 1:38.14 33.93	<b>2:11.73</b> 33.59	
2	5	GADIROV Rustam	RUS	0.81	(2) 30.22	(4) 1:04.12 33.90	(3) 1:38.28 34.16	<b>2:11.86</b> 33.58	0.13
3	3	MORI Mamoru	JPN	0.70	(6) 30.78	(6) 1:05.14 34.36	(6) 1:39.23 34.09	<b>2:13.16</b> 33.93	1.43
4	6	QUINN Nicholas John	IRL	0.69	(1) 30.12	(1) 1:03.83 33.71	(5) 1:38.74 34.91	<b>2:13.54</b> 34.80	1.81
5	2	WALL Elijah Benjamin	CAN	0.72	(3) 30.44	(2) 1:03.96 33.52	(4) 1:38.65 34.69	<b>2:13.71</b> 35.06	1.98
6	7	MILLIGAN Alex Stewart Da	AUS	0.70	(4) 30.62	(3) 1:04.02 33.40	(2) 1:38.16 34.14	<b>2:13.94</b> 35.78	2.21
7	8	DIETRICH Johannes	AUT	0.71	(7) 31.53	(8) 1:06.65 35.12	(7) 1:41.66 35.01	<b>2:16.74</b> 35.08	5.01
8	1	BOBROVS Daniils	LAT	0.71	(8) 31.55	(7) 1:06.56 35.01	(8) 1:42.07 35.51	<b>2:17.67</b> 35.60	5.94

Legend:

DNS Did not start      R.T. Reaction time      UR Universiade Record      WR World record



## RESULTS SUMMARY

成績總表

	Record	Name	NUSF Code	Location	Date
WR	2:06.67	WATANABE IPPEI	JPN	TOKYO (JPN)	28 JAN 2016
UR	2:08.73	BORYSIK IGOR	UKR	BELGRADE (SRB)	08 JUL 2009

Heats										Event No. 17
Rank	Heat	Lane	Name	NUSF Code	R.T.	50m	100m	150m	Time	Time Behind
1	6	4	WILSON Andrew Lawrence	USA	0.69	(1) 28.99	(1) 1:01.24 32.25	(1) 1:35.29 34.05	<b>2:08.37</b> 33.08	Q UR
2	5	4	DORINOV Mikhail	RUS	0.69	(4) 30.26	(1) 1:03.64 33.38	(1) 1:37.36 33.72	<b>2:10.93</b> 33.57	2.56 Q
3	7	4	BALANDIN Dmitriy	KAZ	0.69	(5) 30.63	(5) 1:04.21 33.58	(1) 1:38.14 33.93	<b>2:11.73</b> 33.59	3.36 Q
4	6	3	OKUBO Rintaro	JPN	0.69	(2) 30.02	(2) 1:03.66 33.64	(2) 1:37.22 33.56	<b>2:11.82</b> 34.60	3.45 Q
5	7	5	GADIROV Rustam	RUS	0.81	(2) 30.22	(4) 1:04.12 33.90	(3) 1:38.28 34.16	<b>2:11.86</b> 33.58	3.49 Q
6	5	6	KASER Yannick	SUI	0.76	(5) 30.33	(4) 1:04.08 33.75	(2) 1:38.41 34.33	<b>2:12.69</b> 34.28	4.32 Q
7	6	5	LICON William	USA	0.74	(3) 30.61	(3) 1:04.41 33.80	(3) 1:38.45 34.04	<b>2:13.10</b> 34.65	4.73 Q
8	7	3	MORI Mamoru	JPN	0.70	(6) 30.78	(6) 1:05.14 34.36	(6) 1:39.23 34.09	<b>2:13.16</b> 33.93	4.79 Q
9	7	6	QUINN Nicholas John	IRL	0.69	(1) 30.12	(1) 1:03.83 33.71	(5) 1:38.74 34.91	<b>2:13.54</b> 34.80	5.17 Q
10	5	3	BIZZARRI Flavio	ITA	0.72	(6) 30.54	(6) 1:04.38 33.84	(4) 1:38.87 34.49	<b>2:13.71</b> 34.84	5.34 Q
10	7	2	WALL Elijah Benjamin	CAN	0.72	(3) 30.44	(2) 1:03.96 33.52	(4) 1:38.65 34.69	<b>2:13.71</b> 35.06	5.34 Q
12	5	5	PILGER Maximilian	GER	0.70	(3) 30.14	(7) 1:04.48 34.34	(3) 1:38.74 34.26	<b>2:13.81</b> 35.07	5.44 Q
13	7	7	MILLIGAN Alex Stewart Da	AUS	0.70	(4) 30.62	(3) 1:04.02 33.40	(2) 1:38.16 34.14	<b>2:13.94</b> 35.78	5.57 Q
14	5	2	CASTILLO LUNA Mauro	MEX	0.63	(7) 30.57	(5) 1:04.19 33.62	(6) 1:38.98 34.79	<b>2:14.14</b> 35.16	5.77 Q
15	6	1	SCHRODER George Liam	NZL	0.68	(8) 30.96	(5) 1:04.84 33.88	(4) 1:39.63 34.79	<b>2:15.16</b> 35.53	6.79 Q
16	5	1	LEE Hsuan Yen	TPE	0.70	(8) 31.17	(8) 1:05.18 34.01	(8) 1:39.99 34.81	<b>2:15.20</b> 35.21	6.83 Q
17	5	8	BOVEY Jolann	SUI	0.69	(1) 29.95	(2) 1:03.94 33.99	(5) 1:38.95 35.01	<b>2:15.23</b> 36.28	6.86
18	5	7	SHYMANOVICH Ilya	BLR	0.69	(2) 30.05	(3) 1:04.00 33.95	(7) 1:39.51 35.51	<b>2:15.30</b> 35.79	6.93
19	6	2	KIM Jaeyoun	KOR	0.67	(5) 30.78	(4) 1:04.71 33.93	(5) 1:40.34 35.63	<b>2:15.82</b> 35.48	7.45
20	3	6	BASSON Alaric Bennedic	RSA	0.67	(3) 30.80	(3) 1:05.48 34.68	(1) 1:40.71 35.23	<b>2:16.19</b> 35.48	7.82
21	3	1	KNIPPING Arjan Antonius	NED	0.72	(5) 31.28	(4) 1:05.79 34.51	(2) 1:40.76 34.97	<b>2:16.20</b> 35.44	7.83
22	4	3	GREENE Darragh	IRL	0.64	(5) 31.24	(6) 1:06.41 35.17	(4) 1:41.78 35.37	<b>2:16.35</b> 34.57	7.98
22	6	7	CAI Bing Rong	TPE	0.60	(7) 30.90	(8) 1:05.48 34.58	(7) 1:40.67 35.19	<b>2:16.35</b> 35.68	7.98
24	7	8	DIETRICH Johannes	AUT	0.71	(7) 31.53	(8) 1:06.65 35.12	(7) 1:41.66 35.01	<b>2:16.74</b> 35.08	8.37
25	6	6	SCHWINGENSCHLOEG F	GER	0.70	(4) 30.74	(6) 1:05.21 34.47	(8) 1:40.87 35.66	<b>2:16.79</b> 35.92	8.42



## RESULTS SUMMARY

成績總表

	Record	Name	NUSF Code	Location	Date
WR	2:06.67	WATANABE IPPEI	JPN	TOKYO (JPN)	28 JAN 2016
UR	2:08.73	BORYSIK IGOR	UKR	BELGRADE (SRB)	08 JUL 2009

### Heats

Rank	Heat	Lane	Name	NUSF Code	R.T.	50m	100m	150m	Time	Time Behind
26	4	1	DE OLIVEIRA RODR R	BRA	0.73	(1) 30.31	(1) 1:04.92 34.61	(1) 1:40.36 35.44	<b>2:16.89</b> 36.53	8.52
26	4	6	GARROD Jacob Thomas	NZL	0.68	(7) 31.34	(4) 1:06.23 34.89	(3) 1:41.29 35.06	<b>2:16.89</b> 35.60	8.52
28	6	8	PAULSSON Adam Lennart	SWE	0.78	(6) 30.84	(7) 1:05.34 34.50	(6) 1:40.58 35.24	<b>2:17.06</b> 36.48	8.69
29	3	2	RUOHONIEMI Miiikka Olavi	FIN	0.67	(2) 30.69	(2) 1:05.43 34.74	(4) 1:41.29 35.86	<b>2:17.22</b> 35.93	8.85
30	2	5	CHAO Man Hou	MAC	0.76	(1) 30.84	(1) 1:05.85 35.01	(1) 1:41.72 35.87	<b>2:17.48</b> 35.76	9.11
31	4	8	VUORELA Teemu Richard	FIN	0.72	(3) 30.85	(2) 1:05.64 34.79	(2) 1:40.83 35.19	<b>2:17.63</b> 36.80	9.26
32	7	1	BOBROVS Daniils	LAT	0.71	(8) 31.55	(7) 1:06.56 35.01	(8) 1:42.07 35.51	<b>2:17.67</b> 35.60	9.30
33	4	5	SIDLAUSKAS Andrius	LTU	0.73	(2) 30.44	(3) 1:05.68 35.24	(5) 1:42.37 36.69	<b>2:18.67</b> 36.30	10.30
34	4	2	KARPENKO Oleksandr	UKR	0.65	(4) 31.10	(5) 1:06.38 35.28	(6) 1:42.41 36.03	<b>2:18.82</b> 36.41	10.45
35	3	7	KAGE MONNI Felipe Hidekazu	BRA	0.71	(1) 30.04	(1) 1:04.40 34.36	(3) 1:41.11 36.71	<b>2:19.12</b> 38.01	10.75
36	4	4	MURILLO VALDES Jorge Mario	COL	0.65	(8) 31.41	(7) 1:07.06 35.65	(7) 1:43.14 36.08	<b>2:19.52</b> 36.38	11.15
37	2	4	ZULFITRANTO Gerdi	INA	0.65	(2) 32.02	(2) 1:07.39 35.37	(2) 1:43.52 36.13	<b>2:19.66</b> 36.14	11.29
38	3	4	STOLARSKI Marcin Tomasz	POL	0.66	(7) 32.10	(5) 1:06.58 34.48	(6) 1:43.31 36.73	<b>2:19.89</b> 36.58	11.52
39	3	3	KWOK Ka Fai	HKG	0.62	(4) 31.22	(6) 1:06.72 35.50	(5) 1:43.12 36.40	<b>2:20.04</b> 36.92	11.67
40	3	5	KAMZENOV Aibek	KAZ	0.71	(8) 32.27	(7) 1:08.07 35.80	(7) 1:44.50 36.43	<b>2:20.09</b> 35.59	11.72
41	4	7	MORELLI Gabriel Osvaldo	ARG	0.72	(6) 31.25	(8) 1:07.41 36.16	(8) 1:43.97 36.56	<b>2:20.39</b> 36.42	12.02
42	3	8	LULEK William Robert	SWE	0.71	(6) 31.92	(8) 1:08.34 36.42	(8) 1:45.49 37.15	<b>2:22.84</b> 37.35	14.47
43	2	3	GALVEZ ENGELS Jose Tomas	CHI	0.65	(3) 32.62	(3) 1:09.00 36.38	(3) 1:46.88 37.88	<b>2:24.33</b> 37.45	15.96
44	2	7	KASEMETS Ayrton	EST	0.70	(3) 32.62	(4) 1:09.52 36.90	(4) 1:48.26 38.74	<b>2:27.24</b> 38.98	18.87
45	2	2	QUIROZ UTEAU Felipe Martin	CHI	0.69	(5) 33.73	(5) 1:11.69 37.96	(5) 1:49.50 37.81	<b>2:27.37</b> 37.87	19.00
46	2	6	GUNSENNOROV Zandanbal	MGL	0.69	(6) 34.14	(6) 1:12.24 38.10	(6) 1:51.37 39.13	<b>2:30.52</b> 39.15	22.15
47	1	4	AKAVANTSEV Maksim	EST	0.59	(1) 34.63	(1) 1:15.01 40.38	(1) 1:56.53 41.52	<b>2:38.25</b> 41.72	29.88
48	2	1	GUERRA SU Rodrigo Jose	NCA	0.69	(7) 35.55	(7) 1:16.73 41.18	(7) 1:57.78 41.05	<b>2:39.30</b> 41.52	30.93
49	2	8	EDUSSURIYA Taveesh Nishke	SRI	0.88	(8) 37.26	(8) 1:20.95 43.69	(8) 2:07.17 46.22	<b>2:50.74</b> 43.57	42.37
50	1	5	AL-BULUSHI Mohamed Tariq	OMA	1.13	(2) 56.23	(2) 2:02.49 1:06.26	(2) 3:14.22 1:11.73	<b>4:24.88</b> 1:10.66	2:16.51



## RESULTS SUMMARY

成績總表

	Record	Name	NUSF Code	Location	Date
WR	2:06.67	WATANABE IPPEI	JPN	TOKYO (JPN)	28 JAN 2016
UR	2:08.73	BORYSIK IGOR	UKR	BELGRADE (SRB)	08 JUL 2009

### Heats

Rank	Heat	Lane	Name	NUSF Code	R.T.	50m	100m	150m	Time	Time Behind
	1	3	PINTO MATTA Matias Antonio	CHI					DNS	

<b>Legend:</b>	<b>Q</b>	Classified Final	<b>R.T.</b>	Reaction time	<b>UR</b>	Universiade Record	<b>WR</b>	World record
----------------	----------	------------------	-------------	---------------	-----------	--------------------	-----------	--------------



## START LIST

出場名單

	Record	Name	NUSF Code	Location	Date
WR	2:06.67	WATANABE IPPEI	JPN	TOKYO (JPN)	28 JAN 2016
UR	2:08.37	WILSON Andrew Lawrence	USA	Taoyuan City (TPE)	22 AUG 2017

### Semifinal 1 of 2

Event No. 17

Lane	Name	NUSF Code	Date of Birth	Qualifying Time	Time	Rank
1	CASTILLO LUNA Mauro	MEX	06 AUG 1995	2:14.14		
2	WALL Elijah Benjamin	CAN	16 MAR 1995	2:13.71		
3	KASER Yannick	SUI	03 JUL 1992	2:12.69		
4	DORINOV Mikhail	RUS	09 AUG 1995	2:10.93		
5	OKUBO Rintaro	JPN	01 MAY 1996	2:11.82		
6	MORI Mamoru	JPN	26 MAR 1996	2:13.16		
7	PILGER Maximilian	GER	25 FEB 1996	2:13.81		
8	LEE Hsuan Yen	TPE	13 MAY 1993	2:15.20		

### Semifinal 2 of 2

Lane	Name	NUSF Code	Date of Birth	Qualifying Time	Time	Rank
1	MILLIGAN Alex Stewart Da	AUS	23 JAN 1998	2:13.94		
2	QUINN Nicholas John	IRL	03 JUN 1993	2:13.54		
3	GADIROV Rustam	RUS	10 DEC 1997	2:11.86		
4	WILSON Andrew Lawrence	USA	16 SEP 1993	2:08.37		
5	BALANDIN Dmitriy	KAZ	04 APR 1995	2:11.73		
6	LICON William	USA	25 AUG 1994	2:13.10		
7	BIZZARRI Flavio	ITA	14 MAY 1993	2:13.71		
8	SCHRODER George Liam	NZL	03 SEP 1995	2:15.16		

### Reserves

Name	NUSF Code	Date of Birth	Qualifying Time	Time	Rank
BOVEY Jolann	SUI	17 MAR 1996	2:15.23		
SHYMANOVICH Ilya	BLR	02 AUG 1994	2:15.30		

**Note:**

Consult competition schedule in INFO for heat start times

**Legend:**

UR Universiade Record      WR World record



RESULTS

比賽成績

	Record	Name	NUSF Code	Location	Date
WR	2:06.67	WATANABE IPPEI	JPN	TOKYO (JPN)	28 JAN 2016
UR	2:08.37	WILSON Andrew Lawrence	USA	Taoyuan City (TPE)	22 AUG 2017

Semifinal 1

Event No. 17

Rank	Lane	Name	NUSF Code	R.T.	50m	100m	150m	Time	Time Behind
1	4	DORINOV Mikhail	RUS	0.68	(1) 29.52	(1) 1:02.81 33.29	(1) 1:36.97 34.16	<b>2:10.31</b> 33.34	
2	5	OKUBO Rintaro	JPN	0.62	(2) 29.65	(3) 1:03.40 33.75	(2) 1:37.72 34.32	<b>2:11.04</b> 33.32	0.73
3	3	KASER Yannick	SUI	0.79	(4) 30.19	(2) 1:03.38 33.19	(4) 1:38.04 34.66	<b>2:12.30</b> 34.26	1.99
4	6	MORI Mamoru	JPN	0.65	(5) 30.23	(5) 1:03.94 33.71	(5) 1:38.11 34.17	<b>2:12.38</b> 34.27	2.07
5	7	PILGER Maximilian	GER	0.66	(3) 29.78	(4) 1:03.49 33.71	(3) 1:37.99 34.50	<b>2:12.67</b> 34.68	2.36
6	2	WALL Elijah Benjamin	CAN	0.72	(6) 30.42	(6) 1:04.18 33.76	(6) 1:38.78 34.60	<b>2:13.29</b> 34.51	2.98
7	1	CASTILLO LUNA Mauro	MEX	0.67	(8) 31.14	(8) 1:05.19 34.05	(7) 1:39.67 34.48	<b>2:14.87</b> 35.20	4.56
8	8	LEE Hsuan Yen	TPE	0.73	(7) 30.56	(7) 1:04.85 34.29	(8) 1:39.75 34.90	<b>2:15.36</b> 35.61	5.05

Semifinal 2

Rank	Lane	Name	NUSF Code	R.T.	50m	100m	150m	Time	Time Behind
1	3	GADIROV Rustam	RUS	0.80	(4) 29.82	(3) 1:02.60 32.78	(4) 1:36.67 34.07	<b>2:09.87</b> 33.20	
2	5	BALANDIN Dmitriy	KAZ	0.69	(2) 29.63	(2) 1:02.34 32.71	(2) 1:36.38 34.04	<b>2:10.51</b> 34.13	0.64
2	6	LICON William	USA	0.70	(5) 29.92	(4) 1:02.73 32.81	(3) 1:36.41 33.68	<b>2:10.51</b> 34.10	0.64
4	4	WILSON Andrew Lawrence	USA	0.67	(1) 29.38	(1) 1:02.17 32.79	(1) 1:35.96 33.79	<b>2:10.73</b> 34.77	0.86
5	2	QUINN Nicholas John	IRL	0.71	(3) 29.78	(5) 1:03.17 33.39	(5) 1:37.50 34.33	<b>2:12.76</b> 35.26	2.89
6	1	MILLIGAN Alex Stewart Da	AUS	0.70	(6) 30.22	(6) 1:03.99 33.77	(6) 1:37.90 33.91	<b>2:13.37</b> 35.47	3.50
7	7	BIZZARRI Flavio	ITA	0.75	(7) 30.45	(7) 1:04.33 33.88	(7) 1:39.20 34.87	<b>2:14.17</b> 34.97	4.30
8	8	SCHRODER George Liam	NZL	0.68	(8) 30.85	(8) 1:04.87 34.02	(8) 1:39.52 34.65	<b>2:14.42</b> 34.90	4.55

Legend:

R.T. Reaction time      UR Universiade Record      WR World record



## RESULTS SUMMARY

成績總表

	Record	Name	NUSF Code	Location	Date
WR	2:06.67	WATANABE IPPEI	JPN	TOKYO (JPN)	28 JAN 2016
UR	2:08.37	WILSON Andrew Lawrence	USA	Taoyuan City (TPE)	22 AUG 2017

### Semifinals

Event No. 17

Rank	Heat	Lane	Name	NUSF Code	R.T.	50m	100m	150m	Time	Time Behind
1	2	3	GADIROV Rustam	RUS	0.80	(4) 29.82	(3) 1:02.60 32.78	(4) 1:36.67 34.07	<b>2:09.87</b> 33.20	Q
2	1	4	DORINOV Mikhail	RUS	0.68	(1) 29.52	(1) 1:02.81 33.29	(1) 1:36.97 34.16	<b>2:10.31</b> 33.34	0.44 Q
3	2	5	BALANDIN Dmitriy	KAZ	0.69	(2) 29.63	(2) 1:02.34 32.71	(2) 1:36.38 34.04	<b>2:10.51</b> 34.13	0.64 Q
3	2	6	LICON William	USA	0.70	(5) 29.92	(4) 1:02.73 32.81	(3) 1:36.41 33.68	<b>2:10.51</b> 34.10	0.64 Q
5	2	4	WILSON Andrew Lawrence	USA	0.67	(1) 29.38	(1) 1:02.17 32.79	(1) 1:35.96 33.79	<b>2:10.73</b> 34.77	0.86 Q
6	1	5	OKUBO Rintaro	JPN	0.62	(2) 29.65	(3) 1:03.40 33.75	(2) 1:37.72 34.32	<b>2:11.04</b> 33.32	1.17 Q
7	1	3	KASER Yannick	SUI	0.79	(4) 30.19	(2) 1:03.38 33.19	(4) 1:38.04 34.66	<b>2:12.30</b> 34.26	2.43 Q
8	1	6	MORI Mamoru	JPN	0.65	(5) 30.23	(5) 1:03.94 33.71	(5) 1:38.11 34.17	<b>2:12.38</b> 34.27	2.51 Q
9	1	7	PILGER Maximilian	GER	0.66	(3) 29.78	(4) 1:03.49 33.71	(3) 1:37.99 34.50	<b>2:12.67</b> 34.68	2.80
10	2	2	QUINN Nicholas John	IRL	0.71	(3) 29.78	(5) 1:03.17 33.39	(5) 1:37.50 34.33	<b>2:12.76</b> 35.26	2.89
11	1	2	WALL Elijah Benjamin	CAN	0.72	(6) 30.42	(6) 1:04.18 33.76	(6) 1:38.78 34.60	<b>2:13.29</b> 34.51	3.42
12	2	1	MILLIGAN Alex Stewart Da	AUS	0.70	(6) 30.22	(6) 1:03.99 33.77	(6) 1:37.90 33.91	<b>2:13.37</b> 35.47	3.50
13	2	7	BIZZARRI Flavio	ITA	0.75	(7) 30.45	(7) 1:04.33 33.88	(7) 1:39.20 34.87	<b>2:14.17</b> 34.97	4.30
14	2	8	SCHRODER George Liam	NZL	0.68	(8) 30.85	(8) 1:04.87 34.02	(8) 1:39.52 34.65	<b>2:14.42</b> 34.90	4.55
15	1	1	CASTILLO LUNA Mauro	MEX	0.67	(8) 31.14	(8) 1:05.19 34.05	(7) 1:39.67 34.48	<b>2:14.87</b> 35.20	5.00
16	1	8	LEE Hsuan Yen	TPE	0.73	(7) 30.56	(7) 1:04.85 34.29	(8) 1:39.75 34.90	<b>2:15.36</b> 35.61	5.49

Legend:	Classified Final	R.T.	Reaction time	UR	Universiade Record	WR	World record
---------	------------------	------	---------------	----	--------------------	----	--------------




# RESULT BOOK

29TH Summer Universiade Taipei 2017



## Swimming

Men's 200m Butterfly





## MEDALLISTS

獎牌得主

Medal	Name	NUSF
GOLD	HOROMURA Nao	JPN - Japan
SILVER	SETO Daiya	JPN - Japan
BRONZE	BICZO Bence	HUN - Hungary



## START LIST

出場名單

	Record	Name	NUSF Code	Location	Date
WR	1:51.51	PHELPS MICHAEL	USA	ROME (ITA)	29 JUL 2009
UR	1:54.30	KORZENIOWSKI PAWEL	POL	BELGRADE (SRB)	08 JUL 2009

### Final

Event No. 15

Lane	Name	NUSF Code	Date of Birth	Qualifying Time	Time	Rank
1	KUDASHEV Aleksandr	RUS	05 DEC 1995	1:57.37		
2	GOMES DE DEUS Leonardo	BRA	18 JAN 1991	1:57.10		
3	HOROMURA Nao	JPN	31 JAN 1999	1:56.61		
4	SETO Daiya	JPN	24 MAY 1994	1:56.14		
5	BICZO Bence	HUN	19 JAN 1993	1:56.32		
6	PRIBYTOK Aleksandr	RUS	10 FEB 1996	1:56.73		
7	WRIGHT Justin Conner	USA	03 JUN 1996	1:57.27		
8	CARINI Giacomo	ITA	20 JUL 1997	1:58.00		

### Reserves

Name	NUSF Code	Date of Birth	Qualifying Time	Time	Rank
HARTING Zachary Scott	USA	27 AUG 1997	1:58.04		
KUNERT Alexander Rolf	GER	31 JAN 1996	1:58.11		

#### Note:

Consult competition schedule in INFO for heat start times

#### Legend:

UR Universiade Record      WR World record



## START LIST

出場名單

	Record	Name	NUSF Code	Location	Date
WR	1:51.51	PHELPS MICHAEL	USA	ROME (ITA)	29 JUL 2009
UR	1:54.30	KORZENIOWSKI PAWEL	POL	BELGRADE (SRB)	08 JUL 2009

### Heat 1 of 6

Event No. 15

Lane	Name	NUSF Code	Date of Birth	Qualifying Time	Time	Rank
3	SACCO LLANO Conrado Alessan	PAR	04 JAN 1996	2:33.31		
4	PAAVO Sander	EST	27 AUG 1998	2:11.44		
5	LEE Zheng Kai	SGP	01 OCT 1995	2:16.63		

### Heat 2 of 6

Lane	Name	NUSF Code	Date of Birth	Qualifying Time	Time	Rank
2	MU Xingxu	CHN	03 FEB 1996	2:06.13		
3	GOLD Joshua Maurice	EST	28 OCT 1996	2:05.41		
4	NG Chun Nam Derick	HKG	18 MAY 1994	2:04.50		
5	HO Tin Long	HKG	24 APR 1997	2:04.86		
6	PIIROINEN Eetu Mikael	FIN	03 OCT 1995	2:06.00		
7	ASSI Sherif	LBN	03 MAY 1997	2:11.03		

### Heat 3 of 6

Lane	Name	NUSF Code	Date of Birth	Qualifying Time	Time	Rank
1	WRATSANGKA Adityastha Rai	INA	25 NOV 1997	2:04.22		
2	DEFERRARI Nicolas	ARG	16 APR 1998	2:01.28		
3	TSAI Yi Lin	TPE	23 JAN 1997	2:00.88		
4	BROWN Devon Myles Wil	RSA	21 MAY 1992	1:59.77		
5	CHOU Wei Liang	TPE	25 NOV 1996	2:00.15		
6	RUVALCABA CRUZ Hector	MEX	26 JUN 1997	2:00.90		
7	BASSON Alard Dominic	RSA	16 FEB 1996	2:03.32		
8	HAMGARI Muhammad	INA	11 JUL 1996	2:04.28		

### Heat 4 of 6

Lane	Name	NUSF Code	Date of Birth	Qualifying Time	Time	Rank
1	GUNNING Michael	JAM	29 APR 1994	1:58.55		
2	LEMAIRE Paul	FRA	24 JUL 1991	1:58.05		
3	KUNERT Alexander Rolf	GER	31 JAN 1996	1:57.05		
4	HOROMURA Nao	JPN	31 JAN 1999	1:55.37		
5	BICZO Bence	HUN	19 JAN 1993	1:56.22		
6	MINUTH Fynn	GER	26 NOV 1997	1:57.34		
7	HAVRANEK Tomas	CZE	13 JUN 1994	1:58.27		
8	RAMIREZ JUAREZ Ramiro	MEX	26 AUG 1990	1:59.76		



## START LIST

出場名單

	Record	Name	NUSF Code	Location	Date
WR	1:51.51	PHELPS MICHAEL	USA	ROME (ITA)	29 JUL 2009
UR	1:54.30	KORZENIOWSKI PAWEL	POL	BELGRADE (SRB)	08 JUL 2009

### Heat 5 of 6

Lane	Name	NUSF Code	Date of Birth	Qualifying Time	Time	Rank
1	BJOERK Jesper Lars	SWE	05 DEC 1993	1:58.49		
2	POPRAWA Michal Adam	POL	02 NOV 1994	1:58.03		
3	HARTING Zachary Scott	USA	27 AUG 1997	1:56.65		
4	GOMES DE DEUS Leonardo	BRA	18 JAN 1991	1:54.91		
5	WRIGHT Justin Conner	USA	03 JUN 1996	1:56.11		
6	KUDASHEV Aleksandr	RUS	05 DEC 1995	1:57.21		
7	MOREIRA LANZA Vinicius	BRA	22 MAR 1997	1:58.08		
8	ARIAS GONZALEZ David	COL	23 AUG 1995	1:59.76		

### Heat 6 of 6

Lane	Name	NUSF Code	Date of Birth	Qualifying Time	Time	Rank
1	BROWN Nicholas Morris	AUS	08 MAR 1996	1:58.43		
2	BRODIE Cameron Blair	GBR	03 SEP 1992	1:57.46		
3	DIMITRIADIS Stefanos	GRE	08 SEP 1989	1:56.23		
4	SETO Daiya	JPN	24 MAY 1994	1:54.28		
5	CARINI Giacomo	ITA	20 JUL 1997	1:55.40		
6	PRIBYTOK Aleksandr	RUS	10 FEB 1996	1:57.16		
7	HYLAND Brendan	IRL	23 SEP 1994	1:58.08		
8	LEE Tae Gu	KOR	27 JUL 1998	1:58.97		

**Note:**

Consult competition schedule in INFO for heat start times

**Legend:**

UR Universiade Record      WR World record



## RESULTS

比賽成績

	Record	Name	NUSF Code	Location	Date
WR	1:51.51	PHELPS MICHAEL	USA	ROME (ITA)	29 JUL 2009
UR	1:54.30	KORZENIOWSKI PAWEL	POL	BELGRADE (SRB)	08 JUL 2009

### Heat 1 of 6

Event No. 15

Rank	Lane	Name	NUSF Code	R.T.	50m	100m	150m	Time	Time Behind
1	4	PAAVO Sander	EST	0.66	(1) 28.33	(1) 1:01.66 33.33	(1) 1:37.69 36.03	<b>2:14.69</b> 37.00	
2	5	LEE Zheng Kai	SGP	0.77	(2) 29.79	(2) 1:04.03 34.24	(2) 1:40.73 36.70	<b>2:19.45</b> 38.72	4.76
	3	SACCO LLANO C	PAR					DNS	

### Heat 2 of 6

Rank	Lane	Name	NUSF Code	R.T.	50m	100m	150m	Time	Time Behind
1	3	GOLD Joshua Maurice	EST	0.74	(2) 27.47	(1) 58.86 31.39	(1) 1:30.56 31.70	<b>2:04.10</b> 33.54	
2	5	HO Tin Long	HKG	0.68	(4) 27.83	(3) 59.92 32.09	(2) 1:32.41 32.49	<b>2:08.27</b> 35.86	4.17
3	6	PIIROINEN Eetu Mikael	FIN	0.74	(5) 28.99	(4) 1:01.40 32.41	(4) 1:34.88 33.48	<b>2:08.57</b> 33.69	4.47
4	2	MU Xingxu	CHN	0.66	(3) 27.49	(5) 1:01.44 33.95	(5) 1:35.95 34.51	<b>2:08.66</b> 32.71	4.56
5	4	NG Chun Nam Derick	HKG	0.67	(1) 27.28	(2) 59.65 32.37	(3) 1:34.11 34.46	<b>2:10.54</b> 36.43	6.44
6	7	ASSI Sherif	LBN	0.73	(6) 29.69	(6) 1:03.87 34.18	(6) 1:38.85 34.98	<b>2:14.47</b> 35.62	10.37

### Heat 3 of 6

Rank	Lane	Name	NUSF Code	R.T.	50m	100m	150m	Time	Time Behind
1	2	DEFERRARI Nicolas	ARG	0.66	(1) 26.84	(1) 57.04 30.20	(1) 1:28.59 31.55	<b>2:01.27</b> 32.68	
2	3	TSAI Yi Lin	TPE	0.71	(4) 27.22	(3) 58.36 31.14	(4) 1:30.70 32.34	<b>2:03.07</b> 32.37	1.80
3	6	RUVALCABA CRUZ Hector	MEX	0.69	(2) 27.07	(2) 57.78 30.71	(2) 1:29.76 31.98	<b>2:03.09</b> 33.33	1.82
4	5	CHOU Wei Liang	TPE	0.65	(5) 27.65	(5) 58.97 31.32	(6) 1:31.49 32.52	<b>2:03.49</b> 32.00	2.22
5	7	BASSON Alard Dominic	RSA	0.68	(3) 27.17	(4) 58.76 31.59	(3) 1:30.61 31.85	<b>2:04.75</b> 34.14	3.48
6	1	WRATSANGKA Adityastha Rai	INA	0.67	(7) 28.14	(6) 59.49 31.35	(5) 1:30.92 31.43	<b>2:05.06</b> 34.14	3.79
7	8	HAMGARI Muhammad	INA	0.65	(6) 27.76	(7) 59.99 32.23	(7) 1:32.52 32.53	<b>2:07.79</b> 35.27	6.52
	4	BROWN Devon Myles Wil	RSA					DNS	



## RESULTS

比賽成績

	Record	Name	NUSF Code	Location	Date
WR	1:51.51	PHELPS MICHAEL	USA	ROME (ITA)	29 JUL 2009
UR	1:54.30	KORZENIOWSKI PAWEL	POL	BELGRADE (SRB)	08 JUL 2009

### Heat 4 of 6

Rank	Lane	Name	NUSF Code	R.T.	50m	100m	150m	Time	Time Behind
1	5	BICZO Bence	HUN	0.66	(3) 26.68	(2) 56.48 29.80	(2) 1:26.67 30.19	<b>1:57.53</b> 30.86	
2	4	HOROMURA Nao	JPN	0.66	(1) 25.65	(1) 55.13 29.48	(1) 1:26.36 31.23	<b>1:58.02</b> 31.66	0.49
3	3	KUNERT Alexander Rolf	GER	0.70	(2) 26.54	(3) 56.70 30.16	(4) 1:27.70 31.00	<b>1:58.91</b> 31.21	1.38
4	6	MINUTH Fynn	GER	0.71	(6) 26.99	(4) 56.81 29.82	(3) 1:27.65 30.84	<b>1:59.25</b> 31.60	1.72
5	8	RAMIREZ JUAREZ Ramiro	MEX	0.72	(5) 26.74	(7) 57.87 31.13	(6) 1:29.19 31.32	<b>2:00.56</b> 31.37	3.03
6	7	HAVRANEK Tomas	CZE	0.79	(8) 27.18	(5) 57.52 30.34	(5) 1:28.66 31.14	<b>2:00.74</b> 32.08	3.21
7	2	LEMAIRE Paul	FRA	0.65	(3) 26.68	(6) 57.76 31.08	(7) 1:29.84 32.08	<b>2:03.07</b> 33.23	5.54
8	1	GUNNING Michael	JAM	0.69	(7) 27.14	(8) 58.52 31.38	(8) 1:30.44 31.92	<b>2:03.43</b> 32.99	5.90

### Heat 5 of 6

Rank	Lane	Name	NUSF Code	R.T.	50m	100m	150m	Time	Time Behind
1	6	KUDASHEV Aleksandr	RUS	0.73	(2) 26.00	(1) 55.82 29.82	(1) 1:26.72 30.90	<b>1:57.91</b> 31.19	
2	3	HARTING Zachary Scott	USA	0.69	(5) 26.49	(3) 56.38 29.89	(2) 1:26.93 30.55	<b>1:57.92</b> 30.99	0.01
3	5	WRIGHT Justin Conner	USA	0.62	(8) 27.50	(7) 57.59 30.09	(4) 1:27.83 30.24	<b>1:58.75</b> 30.92	0.84
4	4	GOMES DE DEUS Leonardo	BRA	0.68	(6) 26.99	(6) 57.06 30.07	(7) 1:29.02 31.96	<b>1:58.94</b> 29.92	1.03
5	2	POPRAWA Michal Adam	POL	0.71	(4) 26.45	(4) 56.81 30.36	(5) 1:28.10 31.29	<b>1:59.40</b> 31.30	1.49
6	7	MOREIRA LANZA Vinicius	BRA	0.71	(1) 25.92	(2) 55.87 29.95	(3) 1:27.57 31.70	<b>1:59.71</b> 32.14	1.80
7	1	BJOERK Jesper Lars	SWE	0.67	(3) 26.29	(5) 56.83 30.54	(6) 1:28.46 31.63	<b>2:01.78</b> 33.32	3.87
8	8	ARIAS GONZALEZ David	COL	0.71	(7) 27.49	(8) 59.03 31.54	(8) 1:31.10 32.07	<b>2:03.66</b> 32.56	5.75



## RESULTS

比賽成績

	Record	Name	NUSF Code	Location	Date
WR	1:51.51	PHELPS MICHAEL	USA	ROME (ITA)	29 JUL 2009
UR	1:54.30	KORZENIOWSKI PAWEL	POL	BELGRADE (SRB)	08 JUL 2009

### Heat 6 of 6

Rank	Lane	Name	NUSF Code	R.T.	50m	100m	150m	Time	Time Behind
1	4	SETO Daiya	JPN	0.63	(1) 25.85	(1) 56.21 30.36	(1) 1:27.45 31.24	<b>1:58.08</b> 30.63	
2	8	LEE Tae Gu	KOR	0.72	(4) 26.72	(4) 57.03 30.31	(4) 1:28.10 31.07	<b>1:59.27</b> 31.17	1.19
3	7	HYLAND Brendan	IRL	0.73	(7) 26.99	(5) 57.06 30.07	(5) 1:28.19 31.13	<b>1:59.37</b> 31.18	1.29
4	5	CARINI Giacomo	ITA	0.65	(2) 26.06	(3) 56.40 30.34	(3) 1:27.98 31.58	<b>1:59.49</b> 31.51	1.41
5	6	PRIBYTOK Aleksandr	RUS	0.72	(3) 26.12	(2) 56.30 30.18	(2) 1:27.59 31.29	<b>2:00.16</b> 32.57	2.08
6	1	BROWN Nicholas Morris	AUS	0.74	(8) 27.08	(8) 57.55 30.47	(6) 1:28.67 31.12	<b>2:00.39</b> 31.72	2.31
7	3	DIMITRIADIS Stefanos	GRE	0.77	(6) 26.89	(6) 57.29 30.40	(7) 1:28.70 31.41	<b>2:00.47</b> 31.77	2.39
8	2	BRODIE Cameron Blair	GBR	0.69	(5) 26.73	(7) 57.37 30.64	(8) 1:29.14 31.77	<b>2:00.71</b> 31.57	2.63

<b>Legend:</b>	DNS	Did not start	R.T.	Reaction time	UR	Universiade Record	WR	World record
----------------	-----	---------------	------	---------------	----	--------------------	----	--------------



## RESULTS SUMMARY

成績總表

	Record	Name	NUSF Code	Location	Date
WR	1:51.51	PHELPS MICHAEL	USA	ROME (ITA)	29 JUL 2009
UR	1:54.30	KORZENIOWSKI PAWEL	POL	BELGRADE (SRB)	08 JUL 2009

Heats										Event No. 15
Rank	Heat	Lane	Name	NUSF Code	R.T.	50m	100m	150m	Time	Time Behind
1	4	5	BICZO Bence	HUN	0.66	(3) 26.68	(2) 56.48 29.80	(2) 1:26.67 30.19	<b>1:57.53</b> 30.86	Q
2	5	6	KUDASHEV Aleksandr	RUS	0.73	(2) 26.00	(1) 55.82 29.82	(1) 1:26.72 30.90	<b>1:57.91</b> 31.19	0.38 Q
3	5	3	HARTING Zachary Scott	USA	0.69	(5) 26.49	(3) 56.38 29.89	(2) 1:26.93 30.55	<b>1:57.92</b> 30.99	0.39 Q
4	4	4	HOROMURA Nao	JPN	0.66	(1) 25.65	(1) 55.13 29.48	(1) 1:26.36 31.23	<b>1:58.02</b> 31.66	0.49 Q
5	6	4	SETO Daiya	JPN	0.63	(1) 25.85	(1) 56.21 30.36	(1) 1:27.45 31.24	<b>1:58.08</b> 30.63	0.55 Q
6	5	5	WRIGHT Justin Conner	USA	0.62	(8) 27.50	(7) 57.59 30.09	(4) 1:27.83 30.24	<b>1:58.75</b> 30.92	1.22 Q
7	4	3	KUNERT Alexander Rolf	GER	0.70	(2) 26.54	(3) 56.70 30.16	(4) 1:27.70 31.00	<b>1:58.91</b> 31.21	1.38 Q
8	5	4	GOMES DE DEUS Leonardo	BRA	0.68	(6) 26.99	(6) 57.06 30.07	(7) 1:29.02 31.96	<b>1:58.94</b> 29.92	1.41 Q
9	4	6	MINUTH Fynn	GER	0.71	(6) 26.99	(4) 56.81 29.82	(3) 1:27.65 30.84	<b>1:59.25</b> 31.60	1.72 Q
10	6	8	LEE Tae Gu	KOR	0.72	(4) 26.72	(4) 57.03 30.31	(4) 1:28.10 31.07	<b>1:59.27</b> 31.17	1.74 Q
11	6	7	HYLAND Brendan	IRL	0.73	(7) 26.99	(5) 57.06 30.07	(5) 1:28.19 31.13	<b>1:59.37</b> 31.18	1.84 Q
12	5	2	POPRAWA Michal Adam	POL	0.71	(4) 26.45	(4) 56.81 30.36	(5) 1:28.10 31.29	<b>1:59.40</b> 31.30	1.87 Q
13	6	5	CARINI Giacomo	ITA	0.65	(2) 26.06	(3) 56.40 30.34	(3) 1:27.98 31.58	<b>1:59.49</b> 31.51	1.96 Q
14	5	7	MOREIRA LANZA Vinicius	BRA	0.71	(1) 25.92	(2) 55.87 29.95	(3) 1:27.57 31.70	<b>1:59.71</b> 32.14	2.18 Q
15	6	6	PRIBYTOK Aleksandr	RUS	0.72	(3) 26.12	(2) 56.30 30.18	(2) 1:27.59 31.29	<b>2:00.16</b> 32.57	2.63 Q
16	6	1	BROWN Nicholas Morris	AUS	0.74	(8) 27.08	(8) 57.55 30.47	(6) 1:28.67 31.12	<b>2:00.39</b> 31.72	2.86 Q
17	6	3	DIMITRIADIS Stefanos	GRE	0.77	(6) 26.89	(6) 57.29 30.40	(7) 1:28.70 31.41	<b>2:00.47</b> 31.77	2.94
18	4	8	RAMIREZ JUAREZ Ramiro	MEX	0.72	(5) 26.74	(7) 57.87 31.13	(6) 1:29.19 31.32	<b>2:00.56</b> 31.37	3.03
19	6	2	BRODIE Cameron Blair	GBR	0.69	(5) 26.73	(7) 57.37 30.64	(8) 1:29.14 31.77	<b>2:00.71</b> 31.57	3.18
20	4	7	HAVRANEK Tomas	CZE	0.79	(8) 27.18	(5) 57.52 30.34	(5) 1:28.66 31.14	<b>2:00.74</b> 32.08	3.21
21	3	2	DEFERRARI Nicolas	ARG	0.66	(1) 26.84	(1) 57.04 30.20	(1) 1:28.59 31.55	<b>2:01.27</b> 32.68	3.74
22	5	1	BJOERK Jesper Lars	SWE	0.67	(3) 26.29	(5) 56.83 30.54	(6) 1:28.46 31.63	<b>2:01.78</b> 33.32	4.25
23	3	3	TSAI Yi Lin	TPE	0.71	(4) 27.22	(3) 58.36 31.14	(4) 1:30.70 32.34	<b>2:03.07</b> 32.37	5.54
23	4	2	LEMAIRE Paul	FRA	0.65	(3) 26.68	(6) 57.76 31.08	(7) 1:29.84 32.08	<b>2:03.07</b> 33.23	5.54
25	3	6	RUVALCABA CRUZ Hector	MEX	0.69	(2) 27.07	(2) 57.78 30.71	(2) 1:29.76 31.98	<b>2:03.09</b> 33.33	5.56



## RESULTS SUMMARY

成績總表

	Record	Name	NUSF Code	Location	Date
WR	1:51.51	PHELPS MICHAEL	USA	ROME (ITA)	29 JUL 2009
UR	1:54.30	KORZENIOWSKI PAWEL	POL	BELGRADE (SRB)	08 JUL 2009

### Heats

Rank	Heat	Lane	Name	NUSF Code	R.T.	50m	100m	150m	Time	Time Behind
26	4	1	GUNNING Michael	JAM	0.69	(7) 27.14	(8) 58.52 31.38	(8) 1:30.44 31.92	<b>2:03.43</b> 32.99	5.90
27	3	5	CHOU Wei Liang	TPE	0.65	(5) 27.65	(5) 58.97 31.32	(6) 1:31.49 32.52	<b>2:03.49</b> 32.00	5.96
28	5	8	ARIAS GONZALEZ David	COL	0.71	(7) 27.49	(8) 59.03 31.54	(8) 1:31.10 32.07	<b>2:03.66</b> 32.56	6.13
29	2	3	GOLD Joshua Maurice	EST	0.74	(2) 27.47	(1) 58.86 31.39	(1) 1:30.56 31.70	<b>2:04.10</b> 33.54	6.57
30	3	7	BASSON Alard Dominic	RSA	0.68	(3) 27.17	(4) 58.76 31.59	(3) 1:30.61 31.85	<b>2:04.75</b> 34.14	7.22
31	3	1	WRATSANGKA Adityastha Rai	INA	0.67	(7) 28.14	(6) 59.49 31.35	(5) 1:30.92 31.43	<b>2:05.06</b> 34.14	7.53
32	3	8	HAMGARI Muhammad	INA	0.65	(6) 27.76	(7) 59.99 32.23	(7) 1:32.52 32.53	<b>2:07.79</b> 35.27	10.26
33	2	5	HO Tin Long	HKG	0.68	(4) 27.83	(3) 59.92 32.09	(2) 1:32.41 32.49	<b>2:08.27</b> 35.86	10.74
34	2	6	PIIROINEN Eetu Mikael	FIN	0.74	(5) 28.99	(4) 1:01.40 32.41	(4) 1:34.88 33.48	<b>2:08.57</b> 33.69	11.04
35	2	2	MU Xingxu	CHN	0.66	(3) 27.49	(5) 1:01.44 33.95	(5) 1:35.95 34.51	<b>2:08.66</b> 32.71	11.13
36	2	4	NG Chun Nam Derick	HKG	0.67	(1) 27.28	(2) 59.65 32.37	(3) 1:34.11 34.46	<b>2:10.54</b> 36.43	13.01
37	2	7	ASSI Sherif	LBN	0.73	(6) 29.69	(6) 1:03.87 34.18	(6) 1:38.85 34.98	<b>2:14.47</b> 35.62	16.94
38	1	4	PAAVO Sander	EST	0.66	(1) 28.33	(1) 1:01.66 33.33	(1) 1:37.69 36.03	<b>2:14.69</b> 37.00	17.16
39	1	5	LEE Zheng Kai	SGP	0.77	(2) 29.79	(2) 1:04.03 34.24	(2) 1:40.73 36.70	<b>2:19.45</b> 38.72	21.92
	1	3	SACCO LLANO C	PAR					<b>DNS</b>	
	3	4	BROWN Devon Myles Wil	RSA					<b>DNS</b>	

Legend:	Classified Final	R.T.	Reaction time	UR	Universiade Record	WR	World record
---------	------------------	------	---------------	----	--------------------	----	--------------



## START LIST

出場名單

	Record	Name	NUSF Code	Location	Date
WR	1:51.51	PHELPS MICHAEL	USA	ROME (ITA)	29 JUL 2009
UR	1:54.30	KORZENIOWSKI PAWEL	POL	BELGRADE (SRB)	08 JUL 2009

### Semifinal 1 of 2

Event No. 15

Lane	Name	NUSF Code	Date of Birth	Qualifying Time	Time	Rank
1	PRIBYTOK Aleksandr	RUS	10 FEB 1996	2:00.16		
2	LEE Tae Gu	KOR	27 JUL 1998	1:59.27		
3	WRIGHT Justin Conner	USA	03 JUN 1996	1:58.75		
4	KUDASHEV Aleksandr	RUS	05 DEC 1995	1:57.91		
5	HOROMURA Nao	JPN	31 JAN 1999	1:58.02		
6	GOMES DE DEUS Leonardo	BRA	18 JAN 1991	1:58.94		
7	CARINI Giacomo	ITA	20 JUL 1997	1:59.49		
8	DIMITRIADIS Stefanos	GRE	08 SEP 1989	2:00.47		

### Semifinal 2 of 2

Lane	Name	NUSF Code	Date of Birth	Qualifying Time	Time	Rank
1	MOREIRA LANZA Vinicius	BRA	22 MAR 1997	1:59.71		
2	MINUTH Fynn	GER	26 NOV 1997	1:59.25		
3	SETO Daiya	JPN	24 MAY 1994	1:58.08		
4	BICZO Bence	HUN	19 JAN 1993	1:57.53		
5	HARTING Zachary Scott	USA	27 AUG 1997	1:57.92		
6	KUNERT Alexander Rolf	GER	31 JAN 1996	1:58.91		
7	HYLAND Brendan	IRL	23 SEP 1994	1:59.37		
8	BROWN Nicholas Morris	AUS	08 MAR 1996	2:00.39		

### Reserves

Name	NUSF Code	Date of Birth	Qualifying Time	Time	Rank
RAMIREZ JUAREZ Ramiro	MEX	26 AUG 1990	2:00.56		
BRODIE Cameron Blair	GBR	03 SEP 1992	2:00.71		

**Note:**  
Consult competition schedule in INFO for heat start times

**Legend:**  
UR Universiade Record    WR World record



## RESULTS

比賽成績

	Record	Name	NUSF Code	Location	Date
WR	1:51.51	PHELPS MICHAEL	USA	ROME (ITA)	29 JUL 2009
UR	1:54.30	KORZENIOWSKI PAWEL	POL	BELGRADE (SRB)	08 JUL 2009

### Semifinal 1

Event No. 15

Rank	Lane	Name	NUSF Code	R.T.	50m	100m	150m	Time	Time Behind
1	5	HOROMURA Nao	JPN	0.63	(1) 25.66	(1) 55.05 29.39	(1) 1:25.28 30.23	<b>1:56.61</b> 31.33	
2	1	PRIBYTOK Aleksandr	RUS	0.65	(2) 26.04	(4) 56.08 30.04	(2) 1:25.75 29.67	<b>1:56.73</b> 30.98	0.12
3	6	GOMES DE DEUS Leonardo	BRA	0.67	(5) 26.57	(5) 56.40 29.83	(3) 1:26.64 30.24	<b>1:57.10</b> 30.46	0.49
4	3	WRIGHT Justin Conner	USA	0.58	(8) 26.95	(6) 56.99 30.04	(6) 1:27.27 30.28	<b>1:57.27</b> 30.00	0.66
5	4	KUDASHEV Aleksandr	RUS	0.72	(4) 26.23	(3) 56.07 29.84	(4) 1:26.68 30.61	<b>1:57.37</b> 30.69	0.76
6	7	CARINI Giacomo	ITA	0.65	(3) 26.18	(2) 55.93 29.75	(5) 1:26.71 30.78	<b>1:58.00</b> 31.29	1.39
7	8	DIMITRIADIS Stefanos	GRE	0.79	(7) 26.86	(7) 57.04 30.18	(7) 1:27.98 30.94	<b>1:58.55</b> 30.57	1.94
8	2	LEE Tae Gu	KOR	0.72	(6) 26.66	(8) 57.47 30.81	(8) 1:28.39 30.92	<b>2:00.60</b> 32.21	3.99

### Semifinal 2

Rank	Lane	Name	NUSF Code	R.T.	50m	100m	150m	Time	Time Behind
1	3	SETO Daiya	JPN	0.59	(1) 25.68	(2) 55.64 29.96	(2) 1:26.25 30.61	<b>1:56.14</b> 29.89	
2	4	BICZO Bence	HUN	0.64	(2) 25.93	(1) 55.32 29.39	(1) 1:25.84 30.52	<b>1:56.32</b> 30.48	0.18
3	5	HARTING Zachary Scott	USA	0.68	(5) 26.43	(3) 56.19 29.76	(3) 1:26.38 30.19	<b>1:58.04</b> 31.66	1.90
4	6	KUNERT Alexander Rolf	GER	0.66	(4) 26.25	(6) 56.87 30.62	(5) 1:27.87 31.00	<b>1:58.11</b> 30.24	1.97
5	2	MINUTH Fynn	GER	0.72	(6) 26.68	(5) 56.65 29.97	(4) 1:27.37 30.72	<b>1:58.21</b> 30.84	2.07
6	7	HYLAND Brendan	IRL	0.74	(7) 26.96	(7) 57.33 30.37	(7) 1:28.25 30.92	<b>1:59.26</b> 31.01	3.12
7	1	MOREIRA LANZA Vinicius	BRA	0.72	(3) 25.98	(4) 56.53 30.55	(6) 1:27.88 31.35	<b>2:00.08</b> 32.20	3.94
8	8	BROWN Nicholas Morris	AUS	0.71	(8) 27.01	(8) 57.55 30.54	(8) 1:28.44 30.89	<b>2:01.19</b> 32.75	5.05

Legend:

R.T. Reaction time      UR Universiade Record      WR World record



## RESULTS SUMMARY

成績總表

	Record	Name	NUSF Code	Location	Date
WR	1:51.51	PHELPS MICHAEL	USA	ROME (ITA)	29 JUL 2009
UR	1:54.30	KORZENIOWSKI PAWEL	POL	BELGRADE (SRB)	08 JUL 2009

### Semifinals

Event No. 15

Rank	Heat	Lane	Name	NUSF Code	R.T.	50m	100m	150m	Time	Time Behind
1	2	3	SETO Daiya	JPN	0.59	(1) 25.68	(2) 55.64 29.96	(2) 1:26.25 30.61	<b>1:56.14</b> 29.89	Q
2	2	4	BICZO Bence	HUN	0.64	(2) 25.93	(1) 55.32 29.39	(1) 1:25.84 30.52	<b>1:56.32</b> 30.48	0.18 Q
3	1	5	HOROMURA Nao	JPN	0.63	(1) 25.66	(1) 55.05 29.39	(1) 1:25.28 30.23	<b>1:56.61</b> 31.33	0.47 Q
4	1	1	PRIBYTOK Aleksandr	RUS	0.65	(2) 26.04	(4) 56.08 30.04	(2) 1:25.75 29.67	<b>1:56.73</b> 30.98	0.59 Q
5	1	6	GOMES DE DEUS Leonardo	BRA	0.67	(5) 26.57	(5) 56.40 29.83	(3) 1:26.64 30.24	<b>1:57.10</b> 30.46	0.96 Q
6	1	3	WRIGHT Justin Conner	USA	0.58	(8) 26.95	(6) 56.99 30.04	(6) 1:27.27 30.28	<b>1:57.27</b> 30.00	1.13 Q
7	1	4	KUDASHEV Aleksandr	RUS	0.72	(4) 26.23	(3) 56.07 29.84	(4) 1:26.68 30.61	<b>1:57.37</b> 30.69	1.23 Q
8	1	7	CARINI Giacomo	ITA	0.65	(3) 26.18	(2) 55.93 29.75	(5) 1:26.71 30.78	<b>1:58.00</b> 31.29	1.86 Q
9	2	5	HARTING Zachary Scott	USA	0.68	(5) 26.43	(3) 56.19 29.76	(3) 1:26.38 30.19	<b>1:58.04</b> 31.66	1.90
10	2	6	KUNERT Alexander Rolf	GER	0.66	(4) 26.25	(6) 56.87 30.62	(5) 1:27.87 31.00	<b>1:58.11</b> 30.24	1.97
11	2	2	MINUTH Fynn	GER	0.72	(6) 26.68	(5) 56.65 29.97	(4) 1:27.37 30.72	<b>1:58.21</b> 30.84	2.07
12	1	8	DIMITRIADIS Stefanos	GRE	0.79	(7) 26.86	(7) 57.04 30.18	(7) 1:27.98 30.94	<b>1:58.55</b> 30.57	2.41
13	2	7	HYLAND Brendan	IRL	0.74	(7) 26.96	(7) 57.33 30.37	(7) 1:28.25 30.92	<b>1:59.26</b> 31.01	3.12
14	2	1	MOREIRA LANZA Vinicius	BRA	0.72	(3) 25.98	(4) 56.53 30.55	(6) 1:27.88 31.35	<b>2:00.08</b> 32.20	3.94
15	1	2	LEE Tae Gu	KOR	0.72	(6) 26.66	(8) 57.47 30.81	(8) 1:28.39 30.92	<b>2:00.60</b> 32.21	4.46
16	2	8	BROWN Nicholas Morris	AUS	0.71	(8) 27.01	(8) 57.55 30.54	(8) 1:28.44 30.89	<b>2:01.19</b> 32.75	5.05

Legend:	Classified Final	R.T.	Reaction time	UR	Universiade Record	WR	World record
---------	------------------	------	---------------	----	--------------------	----	--------------




# RESULT BOOK

29TH Summer Universiade Taipei 2017



## Swimming

Men's 200m Freestyle





## MEDALLISTS

獎牌得主

Medal	Name	NUSF
GOLD	RAPSYS Danas	LTU - Lithuania
SILVER	MAJCHRZAK Kacper Krystian	POL - Poland
BRONZE	VEKOVISHCHEV Mikhail	RUS - Russian Federation



## START LIST

出場名單

	Record	Name	NUSF Code	Location	Date
WR	1:42.00	BIEDERMANN PAUL	GER	ROME (ITA)	26 JUL 2009
UR	1:44.87	IZOTOV DANILA	RUS	KAZAN (RUS)	11 JUL 2013

### Final

Event No. 10

Lane	Name	NUSF Code	Date of Birth	Qualifying Time	Time	Rank
1	BROWN Devon Myles Wil	RSA	21 MAY 1992	1:48.25		
2	MEGLI Filippo	ITA	10 MAY 1997	1:48.07		
3	HAGINO Kosuke	JPN	15 AUG 1994	1:47.49		
4	VEKOVISHCHEV Mikhail	RUS	05 AUG 1998	1:47.32		
5	RAPSYS Danas	LTU	21 MAY 1995	1:47.46		
6	MAJCHRZAK Kacper Krystian	POL	22 SEP 1992	1:47.91		
7	D'ARRIGO Andrea Mitchell	USA	28 APR 1995	1:48.10		
8	ATSU Jonathan, Koffi	FRA	27 SEP 1996	1:48.26		

### Reserves

Name	NUSF Code	Date of Birth	Qualifying Time	Time	Rank
ANDRUSENKO Viacheslav	RUS	14 MAY 1992	1:48.62		
ROONEY Maxime Pholien	USA	16 APR 1998	1:48.86		

**Note:**

Consult competition schedule in INFO for heat start times

**Legend:**

UR Universiade Record      WR World record



## START LIST

出場名單

	Record	Name	NUSF Code	Location	Date
WR	1:42.00	BIEDERMANN PAUL	GER	ROME (ITA)	26 JUL 2009
UR	1:44.87	IZOTOV DANILA	RUS	KAZAN (RUS)	11 JUL 2013

### Heat 1 of 8

Event No. 10

Lane	Name	NUSF Code	Date of Birth	Qualifying Time	Time	Rank
3	AL KHADHURI Musallam Abdullah	OMA	28 JAN 1992	2:12.32		
4	PUPOS Martin Jacob	PHI	14 NOV 1998	2:00.98		
5	MAYER MARTINELLI Christian	PER	14 FEB 1998	2:03.98		

### Heat 2 of 8

Lane	Name	NUSF Code	Date of Birth	Qualifying Time	Time	Rank
1	SOLITA Jux Keaton	PHI	14 SEP 1997	1:59.80		
2	VARAS SOLER Carlos Andres	CHI	16 DEC 1991	1:58.82		
3	FRANK RODRIGUEZ Andy	URU	16 NOV 1997	1:58.11		
4	LIM Fang Yi	SGP	04 JAN 1996	1:57.17		
5	ZACARIAS ROJAS Luis Mathias	PAR	17 JUN 1997	1:57.17		
6	UETT Hendrik	EST	02 JUL 1998	1:58.17		
7	WAKED Maroun	LBN	07 APR 1995	1:59.23		
8	GHOSN Anthony	LBN	31 JUL 1996	2:00.30		

### Heat 3 of 8

Lane	Name	NUSF Code	Date of Birth	Qualifying Time	Time	Rank
1	CHAN Chun Hei	HKG	23 AUG 1996	1:56.00		
2	LI Xiaochen	CHN	28 JAN 1998	1:55.01		
3	WEIR Julian Andrew	NZL	01 MAR 1996	1:54.16		
4	PIIROINEN Eetu Mikael	FIN	03 OCT 1995	1:53.44		
5	PINTO MATTA Matias Antonio	CHI	24 JAN 1997	1:53.99		
6	CHELBEH Mohamed El Wal	ALG	16 AUG 1994	1:54.80		
7	ALAMZAH Muhammad	INA	19 MAR 1998	1:55.08		
8	GUNADI PUTRA Satrio Bagaskar	INA	12 DEC 1996	1:56.70		

### Heat 4 of 8

Lane	Name	NUSF Code	Date of Birth	Qualifying Time	Time	Rank
1	MOZZINI VELLEN Andrea Vittorin	SUI	26 OCT 1998	1:52.88		
2	LISS Thomas	SUI	18 JAN 1995	1:51.54		
3	MOSER Josef	CZE	21 JUL 1997	1:51.29		
4	CHEUNG Kin Tat Kent	HKG	24 NOV 1992	1:51.00		
5	RAS Ruan	RSA	27 DEC 1996	1:51.03		
6	WANG Hsing Hao	TPE	05 JUN 1999	1:51.41		
7	RUOHONIEMI Miikka Olavi	FIN	23 JUL 1993	1:52.81		
8	SIIM Cevin Anders	EST	27 MAR 1997	1:53.05		



## START LIST

出場名單

	Record	Name	NUSF Code	Location	Date
WR	1:42.00	BIEDERMANN PAUL	GER	ROME (ITA)	26 JUL 2009
UR	1:44.87	IZOTOV DANILA	RUS	KAZAN (RUS)	11 JUL 2013

### Heat 5 of 8

Lane	Name	NUSF Code	Date of Birth	Qualifying Time	Time	Rank
1	NAMIR Daniel	ISR	12 AUG 1997	1:50.40		
2	MCCARTHY Brayden Noel Do	AUS	20 DEC 1997	1:50.30		
3	HEO Wonseo	KOR	04 JAN 1996	1:50.00		
4	AN Ting Yao	TPE	26 AUG 1997	1:49.79		
5	IGA CESAR Jorge Andres	MEX	12 JAN 1997	1:49.87		
6	GAMBURG David	ISR	12 DEC 1993	1:50.00		
7	PAULSSON Adam Lennart	SWE	14 MAR 1995	1:50.32		
8	GUNNING Michael	JAM	29 APR 1994	1:50.71		

### Heat 6 of 8

Lane	Name	NUSF Code	Date of Birth	Qualifying Time	Time	Rank
1	RIBEIRO DE SOUZA Felipe	BRA	19 FEB 1998	1:49.14		
2	DI GIORGIO Alex	ITA	28 JUL 1990	1:48.60		
3	MATSUMOTO Katsuhiko	JPN	28 FEB 1997	1:47.59		
4	HAGINO Kosuke	JPN	15 AUG 1994	1:47.29		
5	SLOAN Jordan Ross	IRL	03 AUG 1993	1:47.41		
6	THORMEYER Markus	CAN	25 AUG 1997	1:48.33		
7	GUTIERREZ FENG Long Yuan Migue	MEX	23 FEB 1995	1:48.87		
8	MESZAROS Mark	HUN	06 JUN 1994	1:49.73		

### Heat 7 of 8

Lane	Name	NUSF Code	Date of Birth	Qualifying Time	Time	Rank
1	MINUTH Fynn	GER	26 NOV 1997	1:48.93		
2	HUTCHINS Matthew Taylor	NZL	19 SEP 1994	1:48.53		
3	MAJCHRZAK Kacper Krystian	POL	22 SEP 1992	1:47.48		
4	VEKOVISHCHEV Mikhail	RUS	05 AUG 1998	1:47.01		
5	MEGLI Filippo	ITA	10 MAY 1997	1:47.38		
6	ATSU Jonathan, Koffi	FRA	27 SEP 1996	1:48.15		
7	BOURELLY Lorys, Yann, Gerb	FRA	27 MAY 1992	1:48.83		
8	WYSOCZYNSKI Mateusz Marek	POL	22 MAR 1993	1:49.56		



## START LIST

出場名單

	Record	Name	NUSF Code	Location	Date
<b>WR</b>	1:42.00	BIEDERMANN PAUL	GER	ROME (ITA)	26 JUL 2009
<b>UR</b>	1:44.87	IZOTOV DANILA	RUS	KAZAN (RUS)	11 JUL 2013

### Heat 8 of 8

Lane	Name	NUSF Code	Date of Birth	Qualifying Time	Time	Rank
1	BAGSHAW Jeremy Soong Ji	CAN	21 APR 1992	1:48.90		
2	ANDRUSENKO Viacheslav	RUS	14 MAY 1992	1:48.34		
3	ROONEY Maxime Pholien	USA	16 APR 1998	1:47.47		
4	BROWN Devon Myles Wil	RSA	21 MAY 1992	1:46.78		
5	RAPSYS Danas	LTU	21 MAY 1995	1:47.36		
6	D'ARRIGO Andrea Mitchell	USA	28 APR 1995	1:47.76		
7	CARER ROCCO Giuliano	BRA	18 APR 1993	1:48.76		
8	ELIASSON Karl Isak Valde	SWE	22 JAN 1996	1:49.53		

**Note:**  
Consult competition schedule in INFO for heat start times

**Legend:**  
**UR** Universiade Record      **WR** World record



## RESULTS

比賽成績

	Record	Name	NUSF Code	Location	Date
WR	1:42.00	BIEDERMANN PAUL	GER	ROME (ITA)	26 JUL 2009
UR	1:44.87	IZOTOV DANILA	RUS	KAZAN (RUS)	11 JUL 2013

### Heat 1 of 8

Event No. 10

Rank	Lane	Name	NUSF Code	R.T.	50m	100m	150m	Time	Time Behind
1	5	MAYER MARTINELLI Christian	PER	0.62	(1) 27.64	(1) 58.23 30.59	(1) 1:29.31 31.08	<b>1:59.84</b> 30.53	
2	4	PUPOS Martin Jacob	PHI	0.73	(2) 27.85	(2) 58.52 30.67	(2) 1:31.05 32.53	<b>2:05.34</b> 34.29	5.50
3	3	AL KHADHURI MA	OMA	0.71	(3) 29.28	(3) 1:02.94 33.66	(3) 1:38.21 35.27	<b>2:13.01</b> 34.80	13.17

### Heat 2 of 8

Rank	Lane	Name	NUSF Code	R.T.	50m	100m	150m	Time	Time Behind
1	3	FRANK RODRIGUEZ Andy	URU	0.66	(2) 27.07	(2) 56.49 29.42	(2) 1:27.06 30.57	<b>1:56.85</b> 29.79	
2	6	UETT Hendrik	EST	0.72	(1) 26.17	(1) 55.17 29.00	(1) 1:26.14 30.97	<b>1:57.23</b> 31.09	0.38
3	2	VARAS SOLER Carlos Andres	CHI	0.70	(3) 27.28	(3) 57.70 30.42	(3) 1:27.90 30.20	<b>1:58.35</b> 30.45	1.50
4	1	SOLITA Jux Keaton	PHI	0.86	(8) 29.09	(7) 1:00.15 31.06	(5) 1:30.75 30.60	<b>2:01.62</b> 30.87	4.77
5	7	WAKED Maroun	LBN	0.80	(7) 28.55	(6) 59.94 31.39	(7) 1:31.05 31.11	<b>2:03.01</b> 31.96	6.16
6	4	LIM Fang Yi	SGP	0.67	(4) 27.42	(4) 57.71 30.29	(4) 1:30.01 32.30	<b>2:03.50</b> 33.49	6.65
7	8	GHOSN Anthony	LBN	0.87	(5) 28.37	(5) 59.06 30.69	(6) 1:30.78 31.72	<b>2:04.94</b> 34.16	8.09
8	5	ZACARIAS ROJAS L	PAR	0.64	(6) 28.49	(7) 1:00.15 31.66	(8) 1:32.32 32.17	<b>2:05.06</b> 32.74	8.21

### Heat 3 of 8

Rank	Lane	Name	NUSF Code	R.T.	50m	100m	150m	Time	Time Behind
1	1	CHAN Chun Hei	HKG	0.69	(1) 26.72	(3) 56.34 29.62	(1) 1:26.09 29.75	<b>1:54.64</b> 28.55	
2	4	PIIROINEN Eetu Mikael	FIN	0.76	(5) 27.22	(1) 56.27 29.05	(2) 1:26.23 29.96	<b>1:55.35</b> 29.12	0.71
3	5	PINTO MATTA Matias Antonio	CHI	0.73	(4) 27.21	(6) 56.69 29.48	(3) 1:26.40 29.71	<b>1:55.41</b> 29.01	0.77
4	3	WEIR Julian Andrew	NZL	0.75	(3) 26.82	(4) 56.47 29.65	(5) 1:26.63 30.16	<b>1:56.50</b> 29.87	1.86
5	7	ALAMZAH Muhammad	INA	0.70	(2) 26.76	(2) 56.31 29.55	(4) 1:26.47 30.16	<b>1:57.08</b> 30.61	2.44
6	2	LI Xiaochen	CHN	0.75	(6) 27.25	(5) 56.68 29.43	(6) 1:27.23 30.55	<b>1:57.50</b> 30.27	2.86
6		CHELBEH Mohamed El Wal	ALG					<b>DNS</b>	
8		GUNADI PUTRA S	INA					<b>DNS</b>	



## RESULTS

比賽成績

	Record	Name	NUSF Code	Location	Date
WR	1:42.00	BIEDERMANN PAUL	GER	ROME (ITA)	26 JUL 2009
UR	1:44.87	IZOTOV DANILA	RUS	KAZAN (RUS)	11 JUL 2013

### Heat 4 of 8

Rank	Lane	Name	NUSF Code	R.T.	50m	100m	150m	Time	Time Behind
1	6	WANG Hsing Hao	TPE	0.59	(4) 26.32	(4) 54.91 28.59	(2) 1:23.73 28.82	<b>1:52.47</b> 28.74	
2	1	MOZZINI VELLEN A	SUI	0.69	(2) 26.21	(3) 54.90 28.69	(3) 1:23.95 29.05	<b>1:52.53</b> 28.58	0.06
3	5	RAS Ruan	RSA	0.72	(3) 26.29	(1) 54.43 28.14	(1) 1:23.64 29.21	<b>1:52.64</b> 29.00	0.17
4	2	LIESS Thomas	SUI	0.69	(6) 26.63	(6) 55.26 28.63	(6) 1:24.52 29.26	<b>1:53.23</b> 28.71	0.76
5	7	RUOHONIEMI Miikka Olavi	FIN	0.70	(5) 26.38	(5) 55.05 28.67	(4) 1:24.28 29.23	<b>1:53.72</b> 29.44	1.25
6	4	CHEUNG Kin Tat Kent	HKG	0.74	(7) 26.64	(8) 55.38 28.74	(5) 1:24.48 29.10	<b>1:54.05</b> 29.57	1.58
7	3	MOSER Josef	CZE	0.80	(8) 26.83	(7) 55.29 28.46	(7) 1:24.79 29.50	<b>1:54.31</b> 29.52	1.84
8	8	SIIM Cevin Anders	EST	0.69	(1) 25.95	(2) 54.45 28.50	(8) 1:24.84 30.39	<b>1:55.03</b> 30.19	2.56

### Heat 5 of 8

Rank	Lane	Name	NUSF Code	R.T.	50m	100m	150m	Time	Time Behind
1	5	IGA CESAR Jorge Andres	MEX	0.72	(5) 26.03	(4) 54.12 28.09	(1) 1:21.89 27.77	<b>1:49.91</b> 28.02	
2	7	PAULSSON Adam Lennart	SWE	0.74	(2) 25.92	(2) 53.85 27.93	(2) 1:22.20 28.35	<b>1:50.23</b> 28.03	0.32
3	1	NAMIR Daniel	ISR	0.66	(1) 25.81	(1) 53.77 27.96	(3) 1:22.65 28.88	<b>1:50.79</b> 28.14	0.88
4	3	HEO Wonseo	KOR	0.64	(3) 25.97	(5) 54.21 28.24	(4) 1:22.85 28.64	<b>1:50.80</b> 27.95	0.89
5	4	AN Ting Yao	TPE	0.74	(4) 25.98	(3) 54.06 28.08		<b>1:52.48</b>	2.57
6	8	GUNNING Michael	JAM	0.69	(6) 26.46	(6) 54.65 28.19	(5) 1:23.28 28.63	<b>1:52.50</b> 29.22	2.59
	2	MCCARTHY Brayden Noel Do	AUS					<b>DNS</b>	
	6	GAMBURG David	ISR					<b>DNS</b>	



## RESULTS

比賽成績

	Record	Name	NUSF Code	Location	Date
WR	1:42.00	BIEDERMANN PAUL	GER	ROME (ITA)	26 JUL 2009
UR	1:44.87	IZOTOV DANILA	RUS	KAZAN (RUS)	11 JUL 2013

### Heat 6 of 8

Rank	Lane	Name	NUSF Code	R.T.	50m	100m	150m	Time	Time Behind
1	7	GUTIERREZ FENG L	MEX	0.63	(2) 25.47	(1) 53.36 27.89	(1) 1:21.69 28.33	<b>1:49.52</b> 27.83	
2	4	HAGINO Kosuke	JPN	0.67	(4) 25.59	(4) 53.83 28.24	(5) 1:22.71 28.88	<b>1:50.41</b> 27.70	0.89
3	5	SLOAN Jordan Ross	IRL	0.78	(1) 25.30	(3) 53.69 28.39	(3) 1:22.40 28.71	<b>1:50.55</b> 28.15	1.03
4	3	MATSUMOTO Katsuhiko	JPN	0.72	(5) 25.67	(6) 54.13 28.46	(6) 1:23.19 29.06	<b>1:50.71</b> 27.52	1.19
5	6	THORMEYER Markus	CAN	0.75	(3) 25.54	(2) 53.59 28.05	(2) 1:22.02 28.43	<b>1:51.21</b> 29.19	1.69
6	8	MESZAROS Mark	HUN	0.70	(6) 25.82	(5) 53.91 28.09	(4) 1:22.53 28.62	<b>1:51.23</b> 28.70	1.71
7	1	RIBEIRO DE SOUZA Felipe	BRA	0.67	(7) 25.91	(8) 54.44 28.53	(7) 1:23.45 29.01	<b>1:51.28</b> 27.83	1.76
8	2	DI GIORGIO Alex	ITA	0.76	(8) 26.12	(7) 54.23 28.11	(8) 1:23.61 29.38	<b>1:51.51</b> 27.90	1.99

### Heat 7 of 8

Rank	Lane	Name	NUSF Code	R.T.	50m	100m	150m	Time	Time Behind
1	5	MEGLI Filippo	ITA	0.67	(1) 25.29	(1) 52.57 27.28	(1) 1:20.55 27.98	<b>1:48.50</b> 27.95	
2	3	MAJCHRZAK Kacper Krystian	POL	0.73	(3) 25.41	(4) 53.45 28.04	(3) 1:21.69 28.24	<b>1:49.46</b> 27.77	0.96
3	4	VEKOVISHCHEV Mikhail	RUS	0.71	(2) 25.31	(2) 53.13 27.82	(2) 1:21.58 28.45	<b>1:49.90</b> 28.32	1.40
4	6	ATSU Jonathan, Koffi	FRA	0.62	(7) 26.06	(7) 54.09 28.03	(5) 1:22.53 28.44	<b>1:50.09</b> 27.56	1.59
5	1	MINUTH Fynn	GER	0.68	(4) 25.62	(3) 53.43 27.81	(4) 1:21.72 28.29	<b>1:50.31</b> 28.59	1.81
6	8	WYSOCZYNSKI Mateusz Marek	POL	0.68	(8) 26.12	(7) 54.09 27.97	(6) 1:22.57 28.48	<b>1:50.61</b> 28.04	2.11
7	7	BOURELLY Lorys, Yann, Gerb	FRA	0.62	(6) 25.74	(6) 53.91 28.17	(8) 1:22.77 28.86	<b>1:51.17</b> 28.40	2.67
8	2	HUTCHINS Matthew Taylor	NZL	0.71	(5) 25.71	(5) 53.78 28.07	(7) 1:22.72 28.94	<b>1:52.08</b> 29.36	3.58



## RESULTS

比賽成績

	Record	Name	NUSF Code	Location	Date
WR	1:42.00	BIEDERMANN PAUL	GER	ROME (ITA)	26 JUL 2009
UR	1:44.87	IZOTOV DANILA	RUS	KAZAN (RUS)	11 JUL 2013

### Heat 8 of 8

Rank	Lane	Name	NUSF Code	R.T.	50m	100m	150m	Time	Time Behind
1	3	ROONEY Maxime Pholien	USA	0.69	(1) 25.55	(1) 53.38 27.83	(2) 1:21.74 28.36	<b>1:49.12</b> 27.38	
2	5	RAPSYS Danas	LTU	0.71	(3) 25.71	(3) 53.66 27.95	(3) 1:22.02 28.36	<b>1:49.20</b> 27.18	0.08
3	2	ANDRUSENKO Viacheslav	RUS	0.72	(2) 25.70	(2) 53.59 27.89	(1) 1:21.66 28.07	<b>1:49.45</b> 27.79	0.33
4	4	BROWN Devon Myles Wil	RSA	0.68	(6) 26.10	(6) 53.92 27.82	(6) 1:22.56 28.64	<b>1:49.63</b> 27.07	0.51
5	6	D'ARRIGO Andrea Mitchell	USA	0.65	(4) 25.91	(4) 53.82 27.91	(4) 1:22.39 28.57	<b>1:49.64</b> 27.25	0.52
6	1	BAGSHAW Jeremy Soong Ji	CAN	0.73	(5) 26.00	(5) 53.86 27.86	(5) 1:22.40 28.54	<b>1:50.35</b> 27.95	1.23
7	7	CARER ROCCO Giuliano	BRA	0.64	(7) 26.27	(7) 54.35 28.08	(7) 1:22.62 28.27	<b>1:50.40</b> 27.78	1.28
8	8	ELIASSON Karl Isak Valde	SWE					<b>DNS</b>	

<b>Legend:</b>	DNS	Did not start	R.T.	Reaction time	UR	Universiade Record	WR	World record
----------------	-----	---------------	------	---------------	----	--------------------	----	--------------



## RESULTS SUMMARY

成績總表

	Record	Name	NUSF Code	Location	Date
WR	1:42.00	BIEDERMANN PAUL	GER	ROME (ITA)	26 JUL 2009
UR	1:44.87	IZOTOV DANILA	RUS	KAZAN (RUS)	11 JUL 2013

Heats										Event No. 10
Rank	Heat	Lane	Name	NUSF Code	R.T.	50m	100m	150m	Time	Time Behind
1	7	5	MEGLI Filippo	ITA	0.67	(1) 25.29	(1) 52.57 27.28	(1) 1:20.55 27.98	<b>1:48.50</b> 27.95	Q
2	8	3	ROONEY Maxime Pholien	USA	0.69	(1) 25.55	(1) 53.38 27.83	(2) 1:21.74 28.36	<b>1:49.12</b> 27.38	0.62 Q
3	8	5	RAPSYS Danas	LTU	0.71	(3) 25.71	(3) 53.66 27.95	(3) 1:22.02 28.36	<b>1:49.20</b> 27.18	0.70 Q
4	8	2	ANDRUSENKO Viacheslav	RUS	0.72	(2) 25.70	(2) 53.59 27.89	(1) 1:21.66 28.07	<b>1:49.45</b> 27.79	0.95 Q
5	7	3	MAJCHRZAK Kacper Krystian	POL	0.73	(3) 25.41	(4) 53.45 28.04	(3) 1:21.69 28.24	<b>1:49.46</b> 27.77	0.96 Q
6	6	7	GUTIERREZ FENG L	MEX	0.63	(2) 25.47	(1) 53.36 27.89	(1) 1:21.69 28.33	<b>1:49.52</b> 27.83	1.02 Q
7	8	4	BROWN Devon Myles Wil	RSA	0.68	(6) 26.10	(6) 53.92 27.82	(6) 1:22.56 28.64	<b>1:49.63</b> 27.07	1.13 Q
8	8	6	D'ARRIGO Andrea Mitchell	USA	0.65	(4) 25.91	(4) 53.82 27.91	(4) 1:22.39 28.57	<b>1:49.64</b> 27.25	1.14 Q
9	7	4	VEKOVISHCHEV Mikhail	RUS	0.71	(2) 25.31	(2) 53.13 27.82	(2) 1:21.58 28.45	<b>1:49.90</b> 28.32	1.40 Q
10	5	5	IGA CESAR Jorge Andres	MEX	0.72	(5) 26.03	(4) 54.12 28.09	(1) 1:21.89 27.77	<b>1:49.91</b> 28.02	1.41 Q
11	7	6	ATSU Jonathan, Koffi	FRA	0.62	(7) 26.06	(7) 54.09 28.03	(5) 1:22.53 28.44	<b>1:50.09</b> 27.56	1.59 Q
12	5	7	PAULSSON Adam Lennart	SWE	0.74	(2) 25.92	(2) 53.85 27.93	(2) 1:22.20 28.35	<b>1:50.23</b> 28.03	1.73 Q
13	7	1	MINUTH Fynn	GER	0.68	(4) 25.62	(3) 53.43 27.81	(4) 1:21.72 28.29	<b>1:50.31</b> 28.59	1.81 Q
14	8	1	BAGSHAW Jeremy Soong Ji	CAN	0.73	(5) 26.00	(5) 53.86 27.86	(5) 1:22.40 28.54	<b>1:50.35</b> 27.95	1.85 Q
15	8	7	CARER ROCCO Giuliano	BRA	0.64	(7) 26.27	(7) 54.35 28.08	(7) 1:22.62 28.27	<b>1:50.40</b> 27.78	1.90 Q
16	6	4	HAGINO Kosuke	JPN	0.67	(4) 25.59	(4) 53.83 28.24	(5) 1:22.71 28.88	<b>1:50.41</b> 27.70	1.91 Q
17	6	5	SLOAN Jordan Ross	IRL	0.78	(1) 25.30	(3) 53.69 28.39	(3) 1:22.40 28.71	<b>1:50.55</b> 28.15	2.05
18	7	8	WYSOCZYNSKI Mateusz Marek	POL	0.68	(8) 26.12	(7) 54.09 27.97	(6) 1:22.57 28.48	<b>1:50.61</b> 28.04	2.11
19	6	3	MATSUMOTO Katsuhiko	JPN	0.72	(5) 25.67	(6) 54.13 28.46	(6) 1:23.19 29.06	<b>1:50.71</b> 27.52	2.21
20	5	1	NAMIR Daniel	ISR	0.66	(1) 25.81	(1) 53.77 27.96	(3) 1:22.65 28.88	<b>1:50.79</b> 28.14	2.29
21	5	3	HEO Wonseo	KOR	0.64	(3) 25.97	(5) 54.21 28.24	(4) 1:22.85 28.64	<b>1:50.80</b> 27.95	2.30
22	7	7	BOURELLY Lorys, Yann, Gerb	FRA	0.62	(6) 25.74	(6) 53.91 28.17	(8) 1:22.77 28.86	<b>1:51.17</b> 28.40	2.67
23	6	6	THORMEYER Markus	CAN	0.75	(3) 25.54	(2) 53.59 28.05	(2) 1:22.02 28.43	<b>1:51.21</b> 29.19	2.71
24	6	8	MESZAROS Mark	HUN	0.70	(6) 25.82	(5) 53.91 28.09	(4) 1:22.53 28.62	<b>1:51.23</b> 28.70	2.73
25	6	1	RIBEIRO DE SOUZA Felipe	BRA	0.67	(7) 25.91	(8) 54.44 28.53	(7) 1:23.45 29.01	<b>1:51.28</b> 27.83	2.78



## RESULTS SUMMARY

成績總表

	Record	Name	NUSF Code	Location	Date
WR	1:42.00	BIEDERMANN PAUL	GER	ROME (ITA)	26 JUL 2009
UR	1:44.87	IZOTOV DANILA	RUS	KAZAN (RUS)	11 JUL 2013

### Heats

Rank	Heat	Lane	Name	NUSF Code	R.T.	50m	100m	150m	Time	Time Behind
26	6	2	DI GIORGIO Alex	ITA	0.76	(8) 26.12	(7) 54.23 28.11	(8) 1:23.61 29.38	<b>1:51.51</b> 27.90	3.01
27	7	2	HUTCHINS Matthew Taylor	NZL	0.71	(5) 25.71	(5) 53.78 28.07	(7) 1:22.72 28.94	<b>1:52.08</b> 29.36	3.58
28	4	6	WANG Hsing Hao	TPE	0.59	(4) 26.32	(4) 54.91 28.59	(2) 1:23.73 28.82	<b>1:52.47</b> 28.74	3.97
29	5	4	AN Ting Yao	TPE	0.74	(4) 25.98	(3) 54.06 28.08		<b>1:52.48</b>	3.98
30	5	8	GUNNING Michael	JAM	0.69	(6) 26.46	(6) 54.65 28.19	(5) 1:23.28 28.63	<b>1:52.50</b> 29.22	4.00
31	4	1	MOZZINI VELLEN A	SUI	0.69	(2) 26.21	(3) 54.90 28.69	(3) 1:23.95 29.05	<b>1:52.53</b> 28.58	4.03
32	4	5	RAS Ruan	RSA	0.72	(3) 26.29	(1) 54.43 28.14	(1) 1:23.64 29.21	<b>1:52.64</b> 29.00	4.14
33	4	2	LISS Thomas	SUI	0.69	(6) 26.63	(6) 55.26 28.63	(6) 1:24.52 29.26	<b>1:53.23</b> 28.71	4.73
34	4	7	RUOHONIEMI Miikka Olavi	FIN	0.70	(5) 26.38	(5) 55.05 28.67	(4) 1:24.28 29.23	<b>1:53.72</b> 29.44	5.22
35	4	4	CHEUNG Kin Tat Kent	HKG	0.74	(7) 26.64	(8) 55.38 28.74	(5) 1:24.48 29.10	<b>1:54.05</b> 29.57	5.55
36	4	3	MOSER Josef	CZE	0.80	(8) 26.83	(7) 55.29 28.46	(7) 1:24.79 29.50	<b>1:54.31</b> 29.52	5.81
37	3	1	CHAN Chun Hei	HKG	0.69	(1) 26.72	(3) 56.34 29.62	(1) 1:26.09 29.75	<b>1:54.64</b> 28.55	6.14
38	4	8	SIIM Cevin Anders	EST	0.69	(1) 25.95	(2) 54.45 28.50	(8) 1:24.84 30.39	<b>1:55.03</b> 30.19	6.53
39	3	4	PIIROINEN Eetu Mikael	FIN	0.76	(5) 27.22	(1) 56.27 29.05	(2) 1:26.23 29.96	<b>1:55.35</b> 29.12	6.85
40	3	5	PINTO MATTA Matias Antonio	CHI	0.73	(4) 27.21	(6) 56.69 29.48	(3) 1:26.40 29.71	<b>1:55.41</b> 29.01	6.91
41	3	3	WEIR Julian Andrew	NZL	0.75	(3) 26.82	(4) 56.47 29.65	(5) 1:26.63 30.16	<b>1:56.50</b> 29.87	8.00
42	2	3	FRANK RODRIGUEZ Andy	URU	0.66	(2) 27.07	(2) 56.49 29.42	(2) 1:27.06 30.57	<b>1:56.85</b> 29.79	8.35
43	3	7	ALAMZAH Muhammad	INA	0.70	(2) 26.76	(2) 56.31 29.55	(4) 1:26.47 30.16	<b>1:57.08</b> 30.61	8.58
44	2	6	UETT Hendrik	EST	0.72	(1) 26.17	(1) 55.17 29.00	(1) 1:26.14 30.97	<b>1:57.23</b> 31.09	8.73
45	3	2	LI Xiaochen	CHN	0.75	(6) 27.25	(5) 56.68 29.43	(6) 1:27.23 30.55	<b>1:57.50</b> 30.27	9.00
46	2	2	VARAS SOLER Carlos Andres	CHI	0.70	(3) 27.28	(3) 57.70 30.42	(3) 1:27.90 30.20	<b>1:58.35</b> 30.45	9.85
47	1	5	MAYER MARTINELLI Christian	PER	0.62	(1) 27.64	(1) 58.23 30.59	(1) 1:29.31 31.08	<b>1:59.84</b> 30.53	11.34
48	2	1	SOLITA Jux Keaton	PHI	0.86	(8) 29.09	(7) 1:00.15 31.06	(5) 1:30.75 30.60	<b>2:01.62</b> 30.87	13.12
49	2	7	WAKED Maroun	LBN	0.80	(7) 28.55	(6) 59.94 31.39	(7) 1:31.05 31.11	<b>2:03.01</b> 31.96	14.51
50	2	4	LIM Fang Yi	SGP	0.67	(4) 27.42	(4) 57.71 30.29	(4) 1:30.01 32.30	<b>2:03.50</b> 33.49	15.00



## RESULTS SUMMARY

成績總表

	Record	Name	NUSF Code	Location	Date
<b>WR</b>	1:42.00	BIEDERMANN PAUL	GER	ROME (ITA)	26 JUL 2009
<b>UR</b>	1:44.87	IZOTOV DANILA	RUS	KAZAN (RUS)	11 JUL 2013

### Heats

Rank	Heat	Lane	Name	NUSF Code	R.T.	50m	100m	150m	Time	Time Behind
51	2	8	GHOSN Anthony	LBN	0.87	(5) 28.37	(5) 59.06 30.69	(6) 1:30.78 31.72	<b>2:04.94</b> 34.16	16.44
52	2	5	ZACARIAS ROJAS L	PAR	0.64	(6) 28.49	(7) 1:00.15 31.66	(8) 1:32.32 32.17	<b>2:05.06</b> 32.74	16.56
53	1	4	PUPOS Martin Jacob	PHI	0.73	(2) 27.85	(2) 58.52 30.67	(2) 1:31.05 32.53	<b>2:05.34</b> 34.29	16.84
54	1	3	AL KHADHURI MA	OMA	0.71	(3) 29.28	(3) 1:02.94 33.66	(3) 1:38.21 35.27	<b>2:13.01</b> 34.80	24.51
	3	8	GUNADI PUTRA S	INA					<b>DNS</b>	
	3	6	CHELBEH Mohamed El Wal	ALG					<b>DNS</b>	
	5	2	MCCARTHY Brayden Noel Do	AUS					<b>DNS</b>	
	5	6	GAMBURG David	ISR					<b>DNS</b>	
	8	8	ELIASSON Karl Isak Valde	SWE					<b>DNS</b>	

<b>Legend:</b>	<b>Q</b> Classified Final	<b>R.T.</b> Reaction time	<b>UR</b> Universiade Record	<b>WR</b> World record
----------------	---------------------------	---------------------------	------------------------------	------------------------



## START LIST

出場名單

	Record	Name	NUSF Code	Location	Date
WR	1:42.00	BIEDERMANN PAUL	GER	ROME (ITA)	26 JUL 2009
UR	1:44.87	IZOTOV DANILA	RUS	KAZAN (RUS)	11 JUL 2013

### Semifinal 1 of 2

Event No. 10

Lane	Name	NUSF Code	Date of Birth	Qualifying Time	Time	Rank
1	BAGSHAW Jeremy Soong Ji	CAN	21 APR 1992	1:50.35		
2	IGA CESAR Jorge Andres	MEX	12 JAN 1997	1:49.91		
3	GUTIERREZ FENG Long Yuan Migue	MEX	23 FEB 1995	1:49.52		
4	ROONEY Maxime Pholien	USA	16 APR 1998	1:49.12		
5	ANDRUSENKO Viacheslav	RUS	14 MAY 1992	1:49.45		
6	D'ARRIGO Andrea Mitchell	USA	28 APR 1995	1:49.64		
7	PAULSSON Adam Lennart	SWE	14 MAR 1995	1:50.23		
8	HAGINO Kosuke	JPN	15 AUG 1994	1:50.41		

### Semifinal 2 of 2

Lane	Name	NUSF Code	Date of Birth	Qualifying Time	Time	Rank
1	MINUTH Fynn	GER	26 NOV 1997	1:50.31		
2	VEKOVISHCHEV Mikhail	RUS	05 AUG 1998	1:49.90		
3	MAJCHRZAK Kacper Krystian	POL	22 SEP 1992	1:49.46		
4	MEGLI Filippo	ITA	10 MAY 1997	1:48.50		
5	RAPSYS Danas	LTU	21 MAY 1995	1:49.20		
6	BROWN Devon Myles Wil	RSA	21 MAY 1992	1:49.63		
7	ATSU Jonathan, Koffi	FRA	27 SEP 1996	1:50.09		
8	CARER ROCCO Giuliano	BRA	18 APR 1993	1:50.40		

### Reserves

Name	NUSF Code	Date of Birth	Qualifying Time	Time	Rank
SLOAN Jordan Ross	IRL	03 AUG 1993	1:50.55		
WYSOCZYNSKI Mateusz Marek	POL	22 MAR 1993	1:50.61		

**Note:**  
Consult competition schedule in INFO for heat start times

**Legend:**  
UR Universiade Record    WR World record



## RESULTS

比賽成績

	Record	Name	NUSF Code	Location	Date
WR	1:42.00	BIEDERMANN PAUL	GER	ROME (ITA)	26 JUL 2009
UR	1:44.87	IZOTOV DANILA	RUS	KAZAN (RUS)	11 JUL 2013

### Semifinal 1

Event No. 10

Rank	Lane	Name	NUSF Code	R.T.	50m	100m	150m	Time	Time Behind
1	8	HAGINO Kosuke	JPN	0.64	(1) 24.49	(1) 51.75 27.26	(1) 1:19.79 28.04	<b>1:47.49</b> 27.70	
2	6	D'ARRIGO Andrea Mitchell	USA	0.72	(5) 25.65	(3) 52.74 27.09	(2) 1:20.55 27.81	<b>1:48.10</b> 27.55	0.61
3	5	ANDRUSENKO Viacheslav	RUS	0.75	(3) 25.41	(4) 52.79 27.38	(4) 1:21.02 28.23	<b>1:48.62</b> 27.60	1.13
4	4	ROONEY Maxime Pholien	USA	0.71	(2) 25.07	(2) 52.56 27.49	(3) 1:20.73 28.17	<b>1:48.86</b> 28.13	1.37
5	3	GUTIERREZ FENG L	MEX	0.64	(6) 25.68	(5) 52.93 27.25	(5) 1:21.25 28.32	<b>1:49.05</b> 27.80	1.56
6	7	PAULSSON Adam Lennart	SWE	0.71	(4) 25.49	(6) 53.25 27.76	(6) 1:21.26 28.01	<b>1:49.52</b> 28.26	2.03
7	1	BAGSHAW Jeremy Soong Ji	CAN	0.68	(8) 26.05	(8) 53.74 27.69	(8) 1:22.17 28.43	<b>1:50.00</b> 27.83	2.51
8	2	IGA CESAR Jorge Andres	MEX	0.72	(7) 25.89	(7) 53.58 27.69	(7) 1:21.42 27.84	<b>1:50.26</b> 28.84	2.77

### Semifinal 2

Rank	Lane	Name	NUSF Code	R.T.	50m	100m	150m	Time	Time Behind
1	2	VEKOVISHCHEV Mikhail	RUS	0.68	(1) 24.76	(1) 51.83 27.07	(1) 1:19.49 27.66	<b>1:47.32</b> 27.83	
2	5	RAPSYS Danas	LTU	0.67	(2) 25.09	(4) 52.75 27.66	(5) 1:20.90 28.15	<b>1:47.46</b> 26.56	0.14
3	3	MAJCHRZAK Kacper Krystian	POL	0.76	(2) 25.09	(3) 52.46 27.37	(2) 1:20.42 27.96	<b>1:47.91</b> 27.49	0.59
4	4	MEGLI Filippo	ITA	0.64	(4) 25.19	(2) 52.44 27.25	(3) 1:20.58 28.14	<b>1:48.07</b> 27.49	0.75
5	6	BROWN Devon Myles Wil	RSA	0.66	(5) 25.52	(5) 53.03 27.51	(4) 1:20.86 27.83	<b>1:48.25</b> 27.39	0.93
6	7	ATSU Jonathan, Koffi	FRA	0.66	(7) 25.82	(6) 53.13 27.31	(6) 1:21.05 27.92	<b>1:48.26</b> 27.21	0.94
7	1	MINUTH Fynn	GER	0.71	(6) 25.73	(7) 53.59 27.86	(7) 1:21.73 28.14	<b>1:50.12</b> 28.39	2.80
8	8	CARER ROCCO Giuliano	BRA	0.63	(8) 26.16	(8) 54.05 27.89	(8) 1:22.31 28.26	<b>1:50.20</b> 27.89	2.88

Legend:

R.T. Reaction time      UR Universiade Record      WR World record



## RESULTS SUMMARY

成績總表

	Record	Name	NUSF Code	Location	Date
WR	1:42.00	BIEDERMANN PAUL	GER	ROME (ITA)	26 JUL 2009
UR	1:44.87	IZOTOV DANILA	RUS	KAZAN (RUS)	11 JUL 2013

### Semifinals

Event No. 10

Rank	Heat	Lane	Name	NUSF Code	R.T.	50m	100m	150m	Time	Time Behind
1	2	2	VEKOVISHCHEV Mikhail	RUS	0.68	(1) 24.76	(1) 51.83 27.07	(1) 1:19.49 27.66	<b>1:47.32</b> 27.83	Q
2	2	5	RAPSYS Danas	LTU	0.67	(2) 25.09	(4) 52.75 27.66	(5) 1:20.90 28.15	<b>1:47.46</b> 26.56	0.14 Q
3	1	8	HAGINO Kosuke	JPN	0.64	(1) 24.49	(1) 51.75 27.26	(1) 1:19.79 28.04	<b>1:47.49</b> 27.70	0.17 Q
4	2	3	MAJCHRZAK Kacper Krystian	POL	0.76	(2) 25.09	(3) 52.46 27.37	(2) 1:20.42 27.96	<b>1:47.91</b> 27.49	0.59 Q
5	2	4	MEGLI Filippo	ITA	0.64	(4) 25.19	(2) 52.44 27.25	(3) 1:20.58 28.14	<b>1:48.07</b> 27.49	0.75 Q
6	1	6	D'ARRIGO Andrea Mitchell	USA	0.72	(5) 25.65	(3) 52.74 27.09	(2) 1:20.55 27.81	<b>1:48.10</b> 27.55	0.78 Q
7	2	6	BROWN Devon Myles Wil	RSA	0.66	(5) 25.52	(5) 53.03 27.51	(4) 1:20.86 27.83	<b>1:48.25</b> 27.39	0.93 Q
8	2	7	ATSU Jonathan, Koffi	FRA	0.66	(7) 25.82	(6) 53.13 27.31	(6) 1:21.05 27.92	<b>1:48.26</b> 27.21	0.94 Q
9	1	5	ANDRUSENKO Viacheslav	RUS	0.75	(3) 25.41	(4) 52.79 27.38	(4) 1:21.02 28.23	<b>1:48.62</b> 27.60	1.30
10	1	4	ROONEY Maxime Pholien	USA	0.71	(2) 25.07	(2) 52.56 27.49	(3) 1:20.73 28.17	<b>1:48.86</b> 28.13	1.54
11	1	3	GUTIERREZ FENG L	MEX	0.64	(6) 25.68	(5) 52.93 27.25	(5) 1:21.25 28.32	<b>1:49.05</b> 27.80	1.73
12	1	7	PAULSSON Adam Lennart	SWE	0.71	(4) 25.49	(6) 53.25 27.76	(6) 1:21.26 28.01	<b>1:49.52</b> 28.26	2.20
13	1	1	BAGSHAW Jeremy Soong Ji	CAN	0.68	(8) 26.05	(8) 53.74 27.69	(8) 1:22.17 28.43	<b>1:50.00</b> 27.83	2.68
14	2	1	MINUTH Fynn	GER	0.71	(6) 25.73	(7) 53.59 27.86	(7) 1:21.73 28.14	<b>1:50.12</b> 28.39	2.80
15	2	8	CARER ROCCO Giuliano	BRA	0.63	(8) 26.16	(8) 54.05 27.89	(8) 1:22.31 28.26	<b>1:50.20</b> 27.89	2.88
16	1	2	IGA CESAR Jorge Andres	MEX	0.72	(7) 25.89	(7) 53.58 27.69	(7) 1:21.42 27.84	<b>1:50.26</b> 28.84	2.94

Legend:	Classified Final	R.T.	Reaction time	UR	Universiade Record	WR	World record
---------	------------------	------	---------------	----	--------------------	----	--------------




# RESULT BOOK

29TH Summer Universiade Taipei 2017



## Swimming

Men's 200m Individual  
Medley





## MEDALLISTS

獎牌得主

Medal	Name	NUSF
GOLD	HAGINO Kosuke	JPN - Japan
SILVER	SETO Daiya	JPN - Japan
BRONZE	LITCHFIELD Joe Richard	GBR - United Kingdom of G.B. & N.I.



## START LIST

出場名單

	Record	Name	NUSF Code	Location	Date
WR	1:54.00	LOCHTE RYAN	USA	SHANGHAI (CHN)	28 JUL 2011
UR	1:57.58	VANDERKAAY ALEX	USA	BELGRADE (SRB)	07 JUL 2009

### Final

Event No. 12

Lane	Name	NUSF Code	Date of Birth	Qualifying Time	Time	Rank
1	SORRISO Giovanni	ITA	06 OCT 1992	2:01.13		
2	HAGINO Kosuke	JPN	15 AUG 1994	2:00.81		
3	LITCHFIELD Joe Richard	GBR	08 JUL 1998	2:00.44		
4	SETO Daiya	JPN	24 MAY 1994	1:58.63		
5	ZHILKIN Andrey	RUS	09 MAR 1995	2:00.17		
6	OSIPENKO Aleksandr	RUS	12 MAR 1995	2:00.55		
7	POPRAWA Michal Adam	POL	02 NOV 1994	2:01.09		
8	TO Kenneth King Him	HKG	07 JUL 1992	2:01.37		

### Reserves

Name	NUSF Code	Date of Birth	Qualifying Time	Time	Rank
LICON William	USA	25 AUG 1994	2:01.44		
MOREIRA LANZA Vinicius	BRA	22 MAR 1997	2:01.58		

#### Note:

Consult competition schedule in INFO for heat start times

#### Legend:

UR Universiade Record    WR World record



## START LIST

出場名單

	Record	Name	NUSF Code	Location	Date
WR	1:54.00	LOCHTE RYAN	USA	SHANGHAI (CHN)	28 JUL 2011
UR	1:57.58	VANDERKAAY ALEX	USA	BELGRADE (SRB)	07 JUL 2009

### Heat 1 of 7

Event No. 12

Lane	Name	NUSF Code	Date of Birth	Qualifying Time	Time	Rank
3	LATT Daniil	EST	19 AUG 1998	2:25.47		
4	LICUDO Leonard	PHI	14 AUG 1998	2:20.00		
5	NAVA MIRANDA Enrique Fernand	BOL	13 JUL 1992	2:21.95		

### Heat 2 of 7

Lane	Name	NUSF Code	Date of Birth	Qualifying Time	Time	Rank
1	FRANK RODRIGUEZ Andy	URU	16 NOV 1997	2:16.41		
2	WAKED Maroun	LBN	07 APR 1995	2:14.97		
3	LIM Fang Yi	SGP	04 JAN 1996	2:13.73		
4	MU Xingxu	CHN	03 FEB 1996	2:10.00		
5	ZACARIAS ROJAS Luis Mathias	PAR	17 JUN 1997	2:11.96		
6	GUSSEV Andrei	EST	11 JUL 1997	2:14.41		
7	LIN Sizhuang	MAC	29 MAR 1999	2:15.00		

### Heat 3 of 7

Lane	Name	NUSF Code	Date of Birth	Qualifying Time	Time	Rank
1	QUIROZ UTEAU Felipe Martin	CHI	13 OCT 1995	2:08.45		
2	LI Xiaochen	CHN	28 JAN 1998	2:08.00		
3	BOBROVS Daniils	LAT	08 OCT 1997	2:06.79		
4	JELENAK Pavol	SVK	22 MAR 1992	2:05.33		
5	DEFERRARI Nicolas	ARG	16 APR 1998	2:06.65		
6	HAMGARI Muhammad	INA	11 JUL 1996	2:06.92		
7	NG Yan Kin	HKG	25 JUL 1997	2:08.33		
8	ALAMZAH Muhammad	INA	19 MAR 1998	2:09.58		

### Heat 4 of 7

Lane	Name	NUSF Code	Date of Birth	Qualifying Time	Time	Rank
1	STRAZDAS Povilas	LTU	24 APR 1996	2:05.23		
2	GONZALEZ MEDINA Mateo	MEX	01 OCT 1996	2:04.77		
3	KNIPPING Arjan Antonius	NED	01 AUG 1994	2:03.47		
4	VUORELA Teemu Richard	FIN	24 MAR 1994	2:03.24		
5	HAVRANEK Tomas	CZE	13 JUN 1994	2:03.27		
6	WANG Hsing Hao	TPE	05 JUN 1999	2:03.52		
7	LULEK William Robert	SWE	23 MAY 1998	2:05.06		
8	DAL Thomas	BEL	13 JUL 1997	2:05.24		



## START LIST

出場名單

	Record	Name	NUSF Code	Location	Date
WR	1:54.00	LOCHTE RYAN	USA	SHANGHAI (CHN)	28 JUL 2011
UR	1:57.58	VANDERKAAY ALEX	USA	BELGRADE (SRB)	07 JUL 2009

### Heat 5 of 7

Lane	Name	NUSF Code	Date of Birth	Qualifying Time	Time	Rank
1	SZWEDZKI Dawid Marek	POL	18 APR 1994	2:02.99		
2	POPRAWA Michal Adam	POL	02 NOV 1994	2:01.36		
3	LOPES Gabriel	POR	15 MAY 1997	2:00.76		
4	LICON William	USA	25 AUG 1994	1:58.54		
5	FOSSI Claudio	ITA	21 AUG 1989	2:00.43		
6	OSIPENKO Aleksandr	RUS	12 MAR 1995	2:00.89		
7	KIM Jaewoo	KOR	15 OCT 1995	2:02.23		
8	RUVALCABA CRUZ Hector	MEX	26 JUN 1997	2:03.15		

### Heat 6 of 7

Lane	Name	NUSF Code	Date of Birth	Qualifying Time	Time	Rank
1	WEN Ren Hau	TPE	16 JUL 1998	2:02.78		
2	SANDERS Grant Laurence	USA	01 AUG 1997	2:01.26		
3	SOS Daniel	HUN	10 AUG 1998	2:00.64		
4	SETO Daiya	JPN	24 MAY 1994	1:57.58		
5	SPANOUidakis Georgios	GRE	05 AUG 1994	2:00.14		
6	LITCHFIELD Joe Richard	GBR	08 JUL 1998	2:00.85		
7	FREDRIKSSON Dag Petter	SWE	24 FEB 1997	2:01.84		
8	FAIR Neil	RSA	13 JAN 1997	2:03.14		

### Heat 7 of 7

Lane	Name	NUSF Code	Date of Birth	Qualifying Time	Time	Rank
1	HILL Robert Graham	CAN	29 JAN 1996	2:02.46		
2	MOREIRA LANZA Vinicius	BRA	22 MAR 1997	2:00.97		
3	SORRISO Giovanni	ITA	06 OCT 1992	2:00.52		
4	HAGINO Kosuke	JPN	15 AUG 1994	1:56.01		
5	TO Kenneth King Him	HKG	07 JUL 1992	1:58.72		
6	WEDEL Kevin	GER	05 MAY 1994	2:00.84		
7	ZHILKIN Andrey	RUS	09 MAR 1995	2:01.50		
8	REILLY Luke Patrick	CAN	23 NOV 1995	2:02.99		

**Note:**

Consult competition schedule in INFO for heat start times

**Legend:**

UR Universiade Record      WR World record



## RESULTS

比賽成績

	Record	Name	NUSF Code	Location	Date
WR	1:54.00	LOCHTE RYAN	USA	SHANGHAI (CHN)	28 JUL 2011
UR	1:57.58	VANDERKAAY ALEX	USA	BELGRADE (SRB)	07 JUL 2009

### Heat 1 of 7

Event No. 12

Rank	Lane	Name	NUSF Code	R.T.	50m	100m	150m	Time	Time Behind
1	5	NAVA MIRANDA E	BOL	0.62	(2) 29.80	(1) 1:06.00 36.20	(1) 1:47.83 41.83	<b>2:22.75</b> 34.92	
2	3	LATT Daniil	EST	0.70	(1) 29.16	(2) 1:07.47 38.31	(2) 1:52.13 44.66	<b>2:26.18</b> 34.05	3.43
3	4	LICUDO Leonard	PHI	0.82	(3) 31.02	(3) 1:08.70 37.68	(3) 1:54.31 45.61	<b>2:31.11</b> 36.80	8.36

### Heat 2 of 7

Rank	Lane	Name	NUSF Code	R.T.	50m	100m	150m	Time	Time Behind
1	7	LIN Sizhuang	MAC	0.72	(2) 27.44	(1) 1:01.84 34.40	(1) 1:40.19 38.35	<b>2:10.70</b> 30.51	
2	4	MU Xingxu	CHN	0.66	(1) 27.07	(2) 1:02.51 35.44	(3) 1:46.25 43.74	<b>2:16.09</b> 29.84	5.39
3	2	WAKED Maroun	LBN	0.72	(4) 29.37	(3) 1:05.61 36.24	(2) 1:45.15 39.54	<b>2:16.42</b> 31.27	5.72
4	1	FRANK RODRIGUEZ Andy	URU	0.66	(3) 28.53	(5) 1:06.00 37.47	(4) 1:46.42 40.42	<b>2:16.45</b> 30.03	5.75
5	3	LIM Fang Yi	SGP	0.67	(5) 29.45	(4) 1:05.76 36.31	(5) 1:46.62 40.86	<b>2:19.76</b> 33.14	9.06
6	5	ZACARIAS ROJAS L	PAR	0.65	(6) 29.54	(6) 1:08.65 39.11	(6) 1:51.77 43.12	<b>2:25.39</b> 33.62	14.69
	6	GUSSEV Andrei	EST					<b>DNS</b>	

### Heat 3 of 7

Rank	Lane	Name	NUSF Code	R.T.	50m	100m	150m	Time	Time Behind
1	3	BOBROVS Daniils	LAT	0.71	(6) 27.36	(4) 1:01.21 33.85	(1) 1:36.37 35.16	<b>2:07.28</b> 30.91	
2	5	DEFERRARI Nicolas	ARG	0.68	(2) 26.73	(1) 57.79 31.06	(3) 1:37.65 39.86	<b>2:07.96</b> 30.31	0.68
3	4	JELENAK Pavol	SVK	0.61	(1) 26.48	(2) 58.62 32.14	(2) 1:37.09 38.47	<b>2:08.32</b> 31.23	1.04
4	7	NG Yan Kin	HKG	0.65	(7) 27.50	(7) 1:02.78 35.28	(4) 1:38.62 35.84	<b>2:09.51</b> 30.89	2.23
5	6	HAMGARI Muhammad	INA	0.61	(3) 26.99	(3) 1:00.88 33.89	(5) 1:39.20 38.32	<b>2:09.92</b> 30.72	2.64
6	1	QUIROZ UTEAU Felipe Martin	CHI	0.70	(8) 27.70	(5) 1:02.35 34.65	(6) 1:39.58 37.23	<b>2:10.18</b> 30.60	2.90
7	8	ALAMZAH Muhammad	INA	0.71	(5) 27.31	(6) 1:02.68 35.37	(7) 1:41.07 38.39	<b>2:12.51</b> 31.44	5.23
8	2	LI Xiaochen	CHN	0.76	(4) 27.20	(8) 1:03.10 35.90	(8) 1:44.87 41.77	<b>2:15.45</b> 30.58	8.17



## RESULTS

比賽成績

	Record	Name	NUSF Code	Location	Date
WR	1:54.00	LOCHTE RYAN	USA	SHANGHAI (CHN)	28 JUL 2011
UR	1:57.58	VANDERKAAY ALEX	USA	BELGRADE (SRB)	07 JUL 2009

### Heat 4 of 7

Rank	Lane	Name	NUSF Code	R.T.	50m	100m	150m	Time	Time Behind
1	3	KNIPPING Arjan Antonius	NED	0.74	(4) 26.63	(3) 58.44 31.81	(1) 1:32.73 34.29	<b>2:01.76</b> 29.03	
2	4	VUORELA Teemu Richard	FIN	0.70	(2) 26.32	(2) 58.37 32.05	(2) 1:34.48 36.11	<b>2:03.72</b> 29.24	1.96
3	6	WANG Hsing Hao	TPE	0.61	(6) 26.87	(7) 59.75 32.88	(5) 1:35.26 35.51	<b>2:04.32</b> 29.06	2.56
4	1	STRAZDAS Povilas	LTU	0.68	(3) 26.51	(5) 59.00 32.49	(3) 1:34.66 35.66	<b>2:04.54</b> 29.88	2.78
5	5	HAVRANEK Tomas	CZE	0.76	(1) 26.30	(1) 57.63 31.33	(4) 1:35.21 37.58	<b>2:05.33</b> 30.12	3.57
6	7	LULEK William Robert	SWE	0.72	(7) 27.33	(6) 59.19 31.86	(6) 1:35.71 36.52	<b>2:06.03</b> 30.32	4.27
7	2	GONZALEZ MEDINA Mateo	MEX	0.65	(5) 26.80	(4) 58.85 32.05	(7) 1:36.33 37.48	<b>2:06.25</b> 29.92	4.49
8	8	DAL Thomas	BEL	0.77	(8) 27.46	(8) 1:00.69 33.23	(8) 1:38.11 37.42	<b>2:09.80</b> 31.69	8.04

### Heat 5 of 7

Rank	Lane	Name	NUSF Code	R.T.	50m	100m	150m	Time	Time Behind
1	6	OSIPENKO Aleksandr	RUS	0.68	(3) 26.18	(3) 57.12 30.94	(2) 1:32.29 35.17	<b>2:01.35</b> 29.06	
2	2	POPRAWA Michal Adam	POL	0.71	(1) 25.58	(2) 56.64 31.06	(3) 1:32.44 35.80	<b>2:01.59</b> 29.15	0.24
3	3	LOPES Gabriel	POR	0.66	(2) 25.93	(1) 56.05 30.12	(1) 1:31.65 35.60	<b>2:01.64</b> 29.99	0.29
3	4	LICON William	USA	0.74	(7) 26.99	(4) 57.90 30.91	(4) 1:32.96 35.06	<b>2:01.64</b> 28.68	0.29
5	5	FOSSI Claudio	ITA	0.69	(4) 26.36	(6) 58.53 32.17	(5) 1:33.02 34.49	<b>2:03.60</b> 30.58	2.25
6	1	SZWEDZKI Dawid Marek	POL	0.66	(6) 26.79	(8) 59.18 32.39	(6) 1:34.20 35.02	<b>2:04.09</b> 29.89	2.74
7	7	KIM Jaewoo	KOR	0.72	(8) 27.29	(7) 58.78 31.49	(8) 1:36.14 37.36	<b>2:05.08</b> 28.94	3.73
8	8	RUVALCABA CRUZ Hector	MEX	0.76	(5) 26.43	(5) 58.52 32.09	(7) 1:35.17 36.65	<b>2:05.53</b> 30.36	4.18



## RESULTS

比賽成績

	Record	Name	NUSF Code	Location	Date
WR	1:54.00	LOCHTE RYAN	USA	SHANGHAI (CHN)	28 JUL 2011
UR	1:57.58	VANDERKAAY ALEX	USA	BELGRADE (SRB)	07 JUL 2009

### Heat 6 of 7

Rank	Lane	Name	NUSF Code	R.T.	50m	100m	150m	Time	Time Behind
1	4	SETO Daiya	JPN	0.61	(1) 25.06	(1) 55.34 30.28	(1) 1:30.01 34.67	<b>1:59.88</b>	
2	6	LITCHFIELD Joe Richard	GBR	0.62	(2) 25.98	(2) 56.84 30.86	(2) 1:32.66 35.82	<b>2:01.46</b>	1.58
3	2	SANDERS Grant Laurence	USA	0.72	(3) 26.11	(5) 57.27 31.16	(3) 1:33.05 35.78	<b>2:03.03</b>	3.15
4	5	SPANOUKAKIS Georgios	GRE	0.68	(4) 26.15	(3) 56.98 30.83	(4) 1:33.52 36.54	<b>2:03.67</b>	3.79
5	7	FREDRIKSSON Dag Petter	SWE	0.85	(7) 26.68	(4) 57.25 30.57	(5) 1:33.77 36.52	<b>2:03.87</b>	3.99
6	1	WEN Ren Hau	TPE	0.64	(5) 26.18	(8) 58.80 32.62	(6) 1:34.02 35.22	<b>2:04.89</b>	5.01
7	8	FAIR Neil	RSA	0.67	(8) 27.50	(7) 58.26 30.76	(7) 1:34.84 36.58	<b>2:05.34</b>	5.46
8	3	SOS Daniel	HUN	0.71	(6) 26.40	(6) 57.81 31.41	(8) 1:35.45 37.64	<b>2:07.40</b>	7.52

### Heat 7 of 7

Rank	Lane	Name	NUSF Code	R.T.	50m	100m	150m	Time	Time Behind
1	4	HAGINO Kosuke	JPN	0.71	(2) 25.46	(1) 55.59 30.13	(1) 1:31.50 35.91	<b>2:01.39</b>	
2	2	MOREIRA LANZA Vinicius	BRA	0.71	(1) 25.31	(2) 56.80 31.49	(4) 1:32.53 35.73	<b>2:01.65</b>	0.26
3	7	ZHILKIN Andrey	RUS	0.72	(5) 26.49	(7) 58.73 32.24	(6) 1:33.52 34.79	<b>2:01.85</b>	0.46
4	3	SORRISO Giovanni	ITA	0.69	(7) 26.92	(5) 57.86 30.94	(5) 1:32.84 34.98	<b>2:02.09</b>	0.70
5	5	TO Kenneth King Him	HKG	0.67	(3) 25.71	(3) 57.04 31.33	(3) 1:32.37 35.33	<b>2:02.41</b>	1.02
6	1	HILL Robert Graham	CAN	0.64	(6) 26.73	(4) 57.39 30.66	(2) 1:32.35 34.96	<b>2:02.47</b>	1.08
7	8	REILLY Luke Patrick	CAN	0.75	(8) 27.50	(8) 58.96 31.46	(8) 1:34.08 35.12	<b>2:03.33</b>	1.94
8	6	WEDEL Kevin	GER	0.65	(4) 26.33	(6) 57.99 31.66	(7) 1:33.77 35.78	<b>2:03.48</b>	2.09

<b>Legend:</b>	DNS	Did not start	R.T.	Reaction time	UR	Universiade Record	WR	World record
----------------	-----	---------------	------	---------------	----	--------------------	----	--------------



## RESULTS SUMMARY

成績總表

	Record	Name	NUSF Code	Location	Date
WR	1:54.00	LOCHTE RYAN	USA	SHANGHAI (CHN)	28 JUL 2011
UR	1:57.58	VANDERKAAY ALEX	USA	BELGRADE (SRB)	07 JUL 2009

Heats										Event No. 12
Rank	Heat	Lane	Name	NUSF Code	R.T.	50m	100m	150m	Time	Time Behind
1	6	4	SETO Daiya	JPN	0.61	(1) 25.06	(1) 55.34 30.28	(1) 1:30.01 34.67	<b>1:59.88</b> 29.87	Q
2	5	6	OSIPENKO Aleksandr	RUS	0.68	(3) 26.18	(3) 57.12 30.94	(2) 1:32.29 35.17	<b>2:01.35</b> 29.06	1.47 Q
3	7	4	HAGINO Kosuke	JPN	0.71	(2) 25.46	(1) 55.59 30.13	(1) 1:31.50 35.91	<b>2:01.39</b> 29.89	1.51 Q
4	6	6	LITCHFIELD Joe Richard	GBR	0.62	(2) 25.98	(2) 56.84 30.86	(2) 1:32.66 35.82	<b>2:01.46</b> 28.80	1.58 Q
5	5	2	POPRAWA Michal Adam	POL	0.71	(1) 25.58	(2) 56.64 31.06	(3) 1:32.44 35.80	<b>2:01.59</b> 29.15	1.71 Q
6	5	3	LOPES Gabriel	POR	0.66	(2) 25.93	(1) 56.05 30.12	(1) 1:31.65 35.60	<b>2:01.64</b> 29.99	1.76 Q
6	5	4	LICON William	USA	0.74	(7) 26.99	(4) 57.90 30.91	(4) 1:32.96 35.06	<b>2:01.64</b> 28.68	1.76 Q
8	7	2	MOREIRA LANZA Vinicius	BRA	0.71	(1) 25.31	(2) 56.80 31.49	(4) 1:32.53 35.73	<b>2:01.65</b> 29.12	1.77 Q
9	4	3	KNIPPING Arjan Antonius	NED	0.74	(4) 26.63	(3) 58.44 31.81	(1) 1:32.73 34.29	<b>2:01.76</b> 29.03	1.88 Q
10	7	7	ZHILKIN Andrey	RUS	0.72	(5) 26.49	(7) 58.73 32.24	(6) 1:33.52 34.79	<b>2:01.85</b> 28.33	1.97 Q
11	7	3	SORRISO Giovanni	ITA	0.69	(7) 26.92	(5) 57.86 30.94	(5) 1:32.84 34.98	<b>2:02.09</b> 29.25	2.21 Q
12	7	5	TO Kenneth King Him	HKG	0.67	(3) 25.71	(3) 57.04 31.33	(3) 1:32.37 35.33	<b>2:02.41</b> 30.04	2.53 Q
13	7	1	HILL Robert Graham	CAN	0.64	(6) 26.73	(4) 57.39 30.66	(2) 1:32.35 34.96	<b>2:02.47</b> 30.12	2.59 Q
14	6	2	SANDERS Grant Laurence	USA	0.72	(3) 26.11	(5) 57.27 31.16	(3) 1:33.05 35.78	<b>2:03.03</b> 29.98	3.15 Q
15	7	8	REILLY Luke Patrick	CAN	0.75	(8) 27.50	(8) 58.96 31.46	(8) 1:34.08 35.12	<b>2:03.33</b> 29.25	3.45 Q
16	7	6	WEDEL Kevin	GER	0.65	(4) 26.33	(6) 57.99 31.66	(7) 1:33.77 35.78	<b>2:03.48</b> 29.71	3.60 Q
17	5	5	FOSSI Claudio	ITA	0.69	(4) 26.36	(6) 58.53 32.17	(5) 1:33.02 34.49	<b>2:03.60</b> 30.58	3.72
18	6	5	SPANOUKAKIS Georgios	GRE	0.68	(4) 26.15	(3) 56.98 30.83	(4) 1:33.52 36.54	<b>2:03.67</b> 30.15	3.79
19	4	4	VUORELA Teemu Richard	FIN	0.70	(2) 26.32	(2) 58.37 32.05	(2) 1:34.48 36.11	<b>2:03.72</b> 29.24	3.84
20	6	7	FREDRIKSSON Dag Petter	SWE	0.85	(7) 26.68	(4) 57.25 30.57	(5) 1:33.77 36.52	<b>2:03.87</b> 30.10	3.99
21	5	1	SZWEDZKI Dawid Marek	POL	0.66	(6) 26.79	(8) 59.18 32.39	(6) 1:34.20 35.02	<b>2:04.09</b> 29.89	4.21
22	4	6	WANG Hsing Hao	TPE	0.61	(6) 26.87	(7) 59.75 32.88	(5) 1:35.26 35.51	<b>2:04.32</b> 29.06	4.44
23	4	1	STRAZDAS Povilas	LTU	0.68	(3) 26.51	(5) 59.00 32.49	(3) 1:34.66 35.66	<b>2:04.54</b> 29.88	4.66
24	6	1	WEN Ren Hau	TPE	0.64	(5) 26.18	(8) 58.80 32.62	(6) 1:34.02 35.22	<b>2:04.89</b> 30.87	5.01
25	5	7	KIM Jaewoo	KOR	0.72	(8) 27.29	(7) 58.78 31.49	(8) 1:36.14 37.36	<b>2:05.08</b> 28.94	5.20



## RESULTS SUMMARY

成績總表

	Record	Name	NUSF Code	Location	Date
WR	1:54.00	LOCHTE RYAN	USA	SHANGHAI (CHN)	28 JUL 2011
UR	1:57.58	VANDERKAAY ALEX	USA	BELGRADE (SRB)	07 JUL 2009

### Heats

Rank	Heat	Lane	Name	NUSF Code	R.T.	50m	100m	150m	Time	Time Behind
26	4	5	HAVRANEK Tomas	CZE	0.76	(1) 26.30	(1) 57.63 31.33	(4) 1:35.21 37.58	<b>2:05.33</b> 30.12	5.45
27	6	8	FAIR Neil	RSA	0.67	(8) 27.50	(7) 58.26 30.76	(7) 1:34.84 36.58	<b>2:05.34</b> 30.50	5.46
28	5	8	RUVALCABA CRUZ Hector	MEX	0.76	(5) 26.43	(5) 58.52 32.09	(7) 1:35.17 36.65	<b>2:05.53</b> 30.36	5.65
29	4	7	LULEK William Robert	SWE	0.72	(7) 27.33	(6) 59.19 31.86	(6) 1:35.71 36.52	<b>2:06.03</b> 30.32	6.15
30	4	2	GONZALEZ MEDINA Mateo	MEX	0.65	(5) 26.80	(4) 58.85 32.05	(7) 1:36.33 37.48	<b>2:06.25</b> 29.92	6.37
31	3	3	BOBROVS Daniils	LAT	0.71	(6) 27.36	(4) 1:01.21 33.85	(1) 1:36.37 35.16	<b>2:07.28</b> 30.91	7.40
32	6	3	SOS Daniel	HUN	0.71	(6) 26.40	(6) 57.81 31.41	(8) 1:35.45 37.64	<b>2:07.40</b> 31.95	7.52
33	3	5	DEFERRARI Nicolas	ARG	0.68	(2) 26.73	(1) 57.79 31.06	(3) 1:37.65 39.86	<b>2:07.96</b> 30.31	8.08
34	3	4	JELENAK Pavol	SVK	0.61	(1) 26.48	(2) 58.62 32.14	(2) 1:37.09 38.47	<b>2:08.32</b> 31.23	8.44
35	3	7	NG Yan Kin	HKG	0.65	(7) 27.50	(7) 1:02.78 35.28	(4) 1:38.62 35.84	<b>2:09.51</b> 30.89	9.63
36	4	8	DAL Thomas	BEL	0.77	(8) 27.46	(8) 1:00.69 33.23	(8) 1:38.11 37.42	<b>2:09.80</b> 31.69	9.92
37	3	6	HAMGARI Muhammad	INA	0.61	(3) 26.99	(3) 1:00.88 33.89	(5) 1:39.20 38.32	<b>2:09.92</b> 30.72	10.04
38	3	1	QUIROZ UTEAU Felipe Martin	CHI	0.70	(8) 27.70	(5) 1:02.35 34.65	(6) 1:39.58 37.23	<b>2:10.18</b> 30.60	10.30
39	2	7	LIN Sizhuang	MAC	0.72	(2) 27.44	(1) 1:01.84 34.40	(1) 1:40.19 38.35	<b>2:10.70</b> 30.51	10.82
40	3	8	ALAMZAH Muhammad	INA	0.71	(5) 27.31	(6) 1:02.68 35.37	(7) 1:41.07 38.39	<b>2:12.51</b> 31.44	12.63
41	3	2	LI Xiaochen	CHN	0.76	(4) 27.20	(8) 1:03.10 35.90	(8) 1:44.87 41.77	<b>2:15.45</b> 30.58	15.57
42	2	4	MU Xingxu	CHN	0.66	(1) 27.07	(2) 1:02.51 35.44	(3) 1:46.25 43.74	<b>2:16.09</b> 29.84	16.21
43	2	2	WAKED Maroun	LBN	0.72	(4) 29.37	(3) 1:05.61 36.24	(2) 1:45.15 39.54	<b>2:16.42</b> 31.27	16.54
44	2	1	FRANK RODRIGUEZ Andy	URU	0.66	(3) 28.53	(5) 1:06.00 37.47	(4) 1:46.42 40.42	<b>2:16.45</b> 30.03	16.57
45	2	3	LIM Fang Yi	SGP	0.67	(5) 29.45	(4) 1:05.76 36.31	(5) 1:46.62 40.86	<b>2:19.76</b> 33.14	19.88
46	1	5	NAVA MIRANDA E	BOL	0.62	(2) 29.80	(1) 1:06.00 36.20	(1) 1:47.83 41.83	<b>2:22.75</b> 34.92	22.87
47	2	5	ZACARIAS ROJAS L	PAR	0.65	(6) 29.54	(6) 1:08.65 39.11	(6) 1:51.77 43.12	<b>2:25.39</b> 33.62	25.51
48	1	3	LATT Daniil	EST	0.70	(1) 29.16	(2) 1:07.47 38.31	(2) 1:52.13 44.66	<b>2:26.18</b> 34.05	26.30
49	1	4	LICUDO Leonard	PHI	0.82	(3) 31.02	(3) 1:08.70 37.68	(3) 1:54.31 45.61	<b>2:31.11</b> 36.80	31.23
	2	6	GUSSEV Andrei	EST					DNS	

Legend:	Classified Final	R.T.	Reaction time	UR	Universiade Record	WR	World record
---------	------------------	------	---------------	----	--------------------	----	--------------



## START LIST

出場名單

	Record	Name	NUSF Code	Location	Date
WR	1:54.00	LOCHTE RYAN	USA	SHANGHAI (CHN)	28 JUL 2011
UR	1:57.58	VANDERKAAY ALEX	USA	BELGRADE (SRB)	07 JUL 2009

### Semifinal 1 of 2

Event No. 12

Lane	Name	NUSF Code	Date of Birth	Qualifying Time	Time	Rank
1	SANDERS Grant Laurence	USA	01 AUG 1997	2:03.03		
2	ZHILKIN Andrey	RUS	09 MAR 1995	2:01.85		
3	LICON William	USA	25 AUG 1994	2:01.64		
4	OSIPENKO Aleksandr	RUS	12 MAR 1995	2:01.35		
5	LITCHFIELD Joe Richard	GBR	08 JUL 1998	2:01.46		
6	MOREIRA LANZA Vinicius	BRA	22 MAR 1997	2:01.65		
7	TO Kenneth King Him	HKG	07 JUL 1992	2:02.41		
8	WEDEL Kevin	GER	05 MAY 1994	2:03.48		

### Semifinal 2 of 2

Lane	Name	NUSF Code	Date of Birth	Qualifying Time	Time	Rank
1	HILL Robert Graham	CAN	29 JAN 1996	2:02.47		
2	KNIPPING Arjan Antonius	NED	01 AUG 1994	2:01.76		
3	POPRAWA Michal Adam	POL	02 NOV 1994	2:01.59		
4	SETO Daiya	JPN	24 MAY 1994	1:59.88		
5	HAGINO Kosuke	JPN	15 AUG 1994	2:01.39		
6	LOPES Gabriel	POR	15 MAY 1997	2:01.64		
7	SORRISO Giovanni	ITA	06 OCT 1992	2:02.09		
8	REILLY Luke Patrick	CAN	23 NOV 1995	2:03.33		

### Reserves

Name	NUSF Code	Date of Birth	Qualifying Time	Time	Rank
FOSSI Claudio	ITA	21 AUG 1989	2:03.60		
SPANOUKAKIS Georgios	GRE	05 AUG 1994	2:03.67		

**Note:**

Consult competition schedule in INFO for heat start times

**Legend:**

UR Universiade Record      WR World record



## RESULTS

比賽成績

	Record	Name	NUSF Code	Location	Date
WR	1:54.00	LOCHTE RYAN	USA	SHANGHAI (CHN)	28 JUL 2011
UR	1:57.58	VANDERKAAY ALEX	USA	BELGRADE (SRB)	07 JUL 2009

### Semifinal 1

Event No. 12

Rank	Lane	Name	NUSF Code	R.T.	50m	100m	150m	Time	Time Behind
1	2	ZHILKIN Andrey	RUS	0.71	(3) 25.83	(7) 57.26 31.43	(4) 1:31.71 34.45	<b>2:00.17</b> 28.46	
2	5	LITCHFIELD Joe Richard	GBR	0.63	(5) 25.99	(4) 56.97 30.98	(5) 1:32.08 35.11	<b>2:00.44</b> 28.36	0.27
3	4	OSIPENKO Aleksandr	RUS	0.72	(4) 25.88	(2) 56.71 30.83	(3) 1:31.70 34.99	<b>2:00.55</b> 28.85	0.38
4	7	TO Kenneth King Him	HKG	0.69	(1) 25.37	(1) 56.10 30.73	(1) 1:30.85 34.75	<b>2:01.37</b> 30.52	1.20
5	3	LICON William	USA	0.71	(7) 26.14	(6) 57.11 30.97	(2) 1:31.57 34.46	<b>2:01.44</b> 29.87	1.27
6	6	MOREIRA LANZA Vinicius	BRA	0.68	(2) 25.54	(5) 57.05 31.51	(7) 1:32.63 35.58	<b>2:01.58</b> 28.95	1.41
7	1	SANDERS Grant Laurence	USA	0.75	(6) 26.05	(3) 56.85 30.80	(6) 1:32.52 35.67	<b>2:02.28</b> 29.76	2.11
8	8	WEDEL Kevin	GER	0.66	(8) 26.19	(8) 58.17 31.98	(8) 1:33.43 35.26	<b>2:03.10</b> 29.67	2.93

### Semifinal 2

Rank	Lane	Name	NUSF Code	R.T.	50m	100m	150m	Time	Time Behind
1	4	SETO Daiya	JPN	0.60	(1) 24.78	(1) 55.06 30.28	(1) 1:29.01 33.95	<b>1:58.63</b> 29.62	
2	5	HAGINO Kosuke	JPN	0.66	(2) 25.22	(2) 55.09 29.87	(2) 1:30.46 35.37	<b>2:00.81</b> 30.35	2.18
3	3	POPRAWA Michal Adam	POL	0.68	(3) 25.68	(4) 57.00 31.32	(6) 1:32.20 35.20	<b>2:01.09</b> 28.89	2.46
4	7	SORRISO Giovanni	ITA	0.67	(7) 26.72	(5) 57.20 30.48	(4) 1:31.87 34.67	<b>2:01.13</b> 29.26	2.50
5	2	KNIPPING Arjan Antonius	NED	0.69	(5) 26.19	(7) 57.86 31.67	(7) 1:32.31 34.45	<b>2:01.89</b> 29.58	3.26
6	6	LOPES Gabriel	POR	0.64	(4) 25.85	(3) 56.56 30.71	(3) 1:31.74 35.18	<b>2:01.95</b> 30.21	3.32
7	1	HILL Robert Graham	CAN	0.66	(6) 26.54	(6) 57.57 31.03	(5) 1:32.19 34.62	<b>2:01.96</b> 29.77	3.33
8	8	REILLY Luke Patrick	CAN	0.73	(8) 27.14	(8) 58.59 31.45	(8) 1:34.50 35.91	<b>2:03.44</b> 28.94	4.81

Legend:

R.T. Reaction time      UR Universiade Record      WR World record



## RESULTS SUMMARY

成績總表

	Record	Name	NUSF Code	Location	Date
WR	1:54.00	LOCHTE RYAN	USA	SHANGHAI (CHN)	28 JUL 2011
UR	1:57.58	VANDERKAAY ALEX	USA	BELGRADE (SRB)	07 JUL 2009

### Semifinals

Event No. 12

Rank	Heat	Lane	Name	NUSF Code	R.T.	50m	100m	150m	Time	Time Behind
1	2	4	SETO Daiya	JPN	0.60	(1) 24.78	(1) 55.06 30.28	(1) 1:29.01 33.95	<b>1:58.63</b> 29.62	Q
2	1	2	ZHILKIN Andrey	RUS	0.71	(3) 25.83	(7) 57.26 31.43	(4) 1:31.71 34.45	<b>2:00.17</b> 28.46	1.54 Q
3	1	5	LITCHFIELD Joe Richard	GBR	0.63	(5) 25.99	(4) 56.97 30.98	(5) 1:32.08 35.11	<b>2:00.44</b> 28.36	1.81 Q
4	1	4	OSIPENKO Aleksandr	RUS	0.72	(4) 25.88	(2) 56.71 30.83	(3) 1:31.70 34.99	<b>2:00.55</b> 28.85	1.92 Q
5	2	5	HAGINO Kosuke	JPN	0.66	(2) 25.22	(2) 55.09 29.87	(2) 1:30.46 35.37	<b>2:00.81</b> 30.35	2.18 Q
6	2	3	POPRAWA Michal Adam	POL	0.68	(3) 25.68	(4) 57.00 31.32	(6) 1:32.20 35.20	<b>2:01.09</b> 28.89	2.46 Q
7	2	7	SORRISO Giovanni	ITA	0.67	(7) 26.72	(5) 57.20 30.48	(4) 1:31.87 34.67	<b>2:01.13</b> 29.26	2.50 Q
8	1	7	TO Kenneth King Him	HKG	0.69	(1) 25.37	(1) 56.10 30.73	(1) 1:30.85 34.75	<b>2:01.37</b> 30.52	2.74 Q
9	1	3	LICON William	USA	0.71	(7) 26.14	(6) 57.11 30.97	(2) 1:31.57 34.46	<b>2:01.44</b> 29.87	2.81
10	1	6	MOREIRA LANZA Vinicius	BRA	0.68	(2) 25.54	(5) 57.05 31.51	(7) 1:32.63 35.58	<b>2:01.58</b> 28.95	2.95
11	2	2	KNIPPING Arjan Antonius	NED	0.69	(5) 26.19	(7) 57.86 31.67	(7) 1:32.31 34.45	<b>2:01.89</b> 29.58	3.26
12	2	6	LOPES Gabriel	POR	0.64	(4) 25.85	(3) 56.56 30.71	(3) 1:31.74 35.18	<b>2:01.95</b> 30.21	3.32
13	2	1	HILL Robert Graham	CAN	0.66	(6) 26.54	(6) 57.57 31.03	(5) 1:32.19 34.62	<b>2:01.96</b> 29.77	3.33
14	1	1	SANDERS Grant Laurence	USA	0.75	(6) 26.05	(3) 56.85 30.80	(6) 1:32.52 35.67	<b>2:02.28</b> 29.76	3.65
15	1	8	WEDEL Kevin	GER	0.66	(8) 26.19	(8) 58.17 31.98	(8) 1:33.43 35.26	<b>2:03.10</b> 29.67	4.47
16	2	8	REILLY Luke Patrick	CAN	0.73	(8) 27.14	(8) 58.59 31.45	(8) 1:34.50 35.91	<b>2:03.44</b> 28.94	4.81

Legend:	Classified Final	R.T.	Reaction time	UR	Universiade Record	WR	World record
---------	------------------	------	---------------	----	--------------------	----	--------------




# RESULT BOOK

29TH Summer Universiade Taipei 2017



## Swimming

Men's 50m Butterfly





## MEDALLISTS

獎牌得主

Medal	Name	NUSF
GOLD	GOVOROV Andrii	UKR - Ukraine
SILVER	ZHILKIN Andrey	RUS - Russian Federation
BRONZE	DE SOUZA MARTINS Henrique	BRA - Brazil
BRONZE	KHLOPTSOV Andrii	UKR - Ukraine



## START LIST

出場名單

	Record	Name	NUSF Code	Location	Date
WR	22.43	MUNOZ RAFAEL	ESP	MALAGA (ESP)	05 APR 2009
UR	23.09	DUNFORD JASON	KEN	BELGRADE (SRB)	05 JUL 2009

### Final

Event No. 7

Lane	Name	NUSF Code	Date of Birth	Qualifying Time	Time	Rank
1	SCHLESINGER Marcus John	ISR	16 NOV 1991	23.72		
2	DE SOUZA MARTINS Henrique	BRA	14 NOV 1991	23.61		
3	NAKAO Shunichi	JPN	23 NOV 1995	23.57		
4	GOVOROV Andrii	UKR	10 APR 1992	23.17		
5	ZHILKIN Andrey	RUS	09 MAR 1995	23.45		
6	KHLOPTSOV Andrii	UKR	10 DEC 1998	23.60		
7	SADOVNIKOV Aleksandr	RUS	21 SEP 1996	23.71		
8	CZERNIAK Konrad Lukas	POL	11 JUL 1989	23.76		

### Reserves

Name	NUSF Code	Date of Birth	Qualifying Time	Time	Rank
SEFL Jan	CZE	10 MAY 1990	23.79		
ROSOLEN Guilherme	BRA	21 APR 1994	23.92		

#### Note:

Consult competition schedule in INFO for heat start times

#### Legend:

UR Universiade Record      WR World record



## START LIST

出場名單

	Record	Name	NUSF Code	Location	Date
WR	22.43	MUNOZ RAFAEL	ESP	MALAGA (ESP)	05 APR 2009
UR	23.09	DUNFORD JASON	KEN	BELGRADE (SRB)	05 JUL 2009

### Heat 1 of 10

Event No. 7

Lane	Name	NUSF Code	Date of Birth	Qualifying Time	Time	Rank
1	NAZARI Ali Asghar	AFG	22 MAR 1996	35.02		
2	SSEGWANYI Daisuke Ronald	UGA	11 MAR 1993	29.35		
3	SACCO LLANO Conrado Alessan	PAR	04 JAN 1996	28.71		
4	GALEA Jeffrey	MLT	18 MAR 1995	27.83		
5	WEERAMUNI Kalana	SRI	15 FEB 1995	28.01		
6	AL HARRASI Nidhal Sulaiman	OMA	01 JUN 1997	28.98		
7	HERATH H. M. Rajitha L	SRI	31 JAN 1996	34.00		
8	AL QASMI Aiman Talib Nas	OMA	05 MAR 1992	38.83		

### Heat 2 of 10

Lane	Name	NUSF Code	Date of Birth	Qualifying Time	Time	Rank
1	ALFRED Izon Ebi Johnny	NGR	15 APR 1997	27.73		
2	BOU DIAB Daniel Samer	LBN	06 APR 1997	27.50		
3	ORIHUELA GIANOTTI Carlos Alfredo	PAR	17 AUG 1994	27.06		
4	FELDBERGS Valts	LAT	23 APR 1997	26.50		
5	SAMMUT Nicholas John	MLT	28 SEP 1996	27.06		
6	NAVA MIRANDA Enrique Fernand	BOL	13 JUL 1992	27.40		
7	GIRON Roger Dante	PHI	04 JUL 1999	27.60		
8	OSAMEZU Forsight	NGR	06 OCT 1996	27.74		

### Heat 3 of 10

Lane	Name	NUSF Code	Date of Birth	Qualifying Time	Time	Rank
1	TAN Zhe Xian Dion	SGP	30 JUL 1995	26.17		
2	ALAMZAH Muhammad	INA	19 MAR 1998	25.87		
3	GOLD Joshua Maurice	EST	28 OCT 1996	25.86		
4	HAMGARI Muhammad	INA	11 JUL 1996	25.56		
5	GALDEM Mahieddine	ALG	30 APR 1992	25.80		
6	GREENE Gershwin Staffo	BAH	15 DEC 1998	25.87		
7	HO Wei Ming	SGP	17 FEB 1994	26.02		
8	BAGHDADI Mohammad	LBN	16 OCT 1996	26.40		



## START LIST

出場名單

Record	Name	NUSF Code	Location	Date
WR	22.43 MUNOZ RAFAEL	ESP	MALAGA (ESP)	05 APR 2009
UR	23.09 DUNFORD JASON	KEN	BELGRADE (SRB)	05 JUL 2009

### Heat 4 of 10

Lane	Name	NUSF Code	Date of Birth	Qualifying Time	Time	Rank
1	SIIM Cevin Anders	EST	27 MAR 1997	25.45		
2	ZHANG Shimeng	CHN	17 JUL 1992	25.39		
3	MOSER Josef	CZE	21 JUL 1997	25.26		
4	JIN Yuli	CHN	12 JAN 1992	25.10		
5	BAMS Laurent Jacobus	NED	12 FEB 1996	25.14		
6	RAUTALIN Jaakko Tapio	FIN	29 AUG 1989	25.26		
7	NAMIR Daniel	ISR	12 AUG 1997	25.40		
8	MITSUMASU TOYOFUKO Daniel	PER	11 MAY 1994	25.50		

### Heat 5 of 10

Lane	Name	NUSF Code	Date of Birth	Qualifying Time	Time	Rank
1	ABINA Mhicoloe Domin	PHI	19 APR 1995	25.00		
2	LEE Tae Gu	KOR	27 JUL 1998	24.92		
3	AYAR Kaan Turker	TUR	19 JAN 1995	24.72		
4	CARINI Giacomo	ITA	20 JUL 1997	24.62		
5	CHANG Kuo Chi	TPE	13 DEC 1992	24.62		
6	CHU Chen Ping	TPE	23 OCT 1995	24.84		
7	HO Tin Long	HKG	24 APR 1997	24.93		
8	DEFERRARI Nicolas	ARG	16 APR 1998	25.02		

### Heat 6 of 10

Lane	Name	NUSF Code	Date of Birth	Qualifying Time	Time	Rank
1	GURDAL Kemal Arda	TUR	02 JUL 1990	24.58		
2	BINNEMA Josiah James	CAN	08 NOV 1997	24.50		
3	BUSCAGLIA Guido Alejandro	ARG	08 OCT 1996	24.49		
4	MASKALENKO Nikolajs	LAT	11 FEB 1993	24.43		
5	OSWALD Maximilian Ludw	GER	04 JAN 1994	24.44		
6	DIMITRIADIS Stefanos	GRE	08 SEP 1989	24.50		
7	ARIAS GONZALEZ David	COL	23 AUG 1995	24.50		
8	GUTIERREZ FENG Long Yuan Migue	MEX	23 FEB 1995	24.58		



## START LIST

出場名單

	Record	Name	NUSF Code	Location	Date
WR	22.43	MUNOZ RAFAEL	ESP	MALAGA (ESP)	05 APR 2009
UR	23.09	DUNFORD JASON	KEN	BELGRADE (SRB)	05 JUL 2009

### Heat 7 of 10

Lane	Name	NUSF Code	Date of Birth	Qualifying Time	Time	Rank
1	HOROMURA Nao	JPN	31 JAN 1999	24.40		
2	HARTING Zachary Scott	USA	27 AUG 1997	24.36		
3	WADDELL Zane	RSA	18 MAR 1998	24.29		
4	SUBARSKY Sascha Michel	AUT	28 FEB 1996	24.24		
5	IGA CESAR Jorge Andres	MEX	12 JAN 1997	24.29		
6	BROWN Nicholas Morris	AUS	08 MAR 1996	24.34		
7	KUNERT Alexander Rolf	GER	31 JAN 1996	24.36		
8	KOLIOPOULOS Fotios	GRE	27 AUG 1991	24.40		

### Heat 8 of 10

Lane	Name	NUSF Code	Date of Birth	Qualifying Time	Time	Rank
1	POPRAWA Michal Adam	POL	02 NOV 1994	24.13		
2	SADOVNIKOV Aleksandr	RUS	21 SEP 1996	23.85		
3	MCCARTHY Brayden Noel Do	AUS	20 DEC 1997	23.70		
4	ROSOLEN Guilherme	BRA	21 APR 1994	23.43		
5	CZERNIAK Konrad Lukasz	POL	11 JUL 1989	23.56		
6	LYNCH Justin Joseph	USA	27 AUG 1996	23.77		
7	BJOERK Jesper Lars	SWE	05 DEC 1993	23.99		
8	COETZEE Ryan	RSA	12 AUG 1995	24.24		

### Heat 9 of 10

Lane	Name	NUSF Code	Date of Birth	Qualifying Time	Time	Rank
1	LIUKKONEN Ari Pekka	FIN	09 FEB 1989	24.02		
2	SCHLESINGER Marcus John	ISR	16 NOV 1991	23.85		
3	NAKAO Shunichi	JPN	23 NOV 1995	23.64		
4	DE SOUZA MARTINS Henrique	BRA	14 NOV 1991	22.98		
5	DODALEU Yahor	BLR	01 FEB 1993	23.49		
6	DUSKINAS Tadas	LTU	27 APR 1994	23.72		
7	BRINES Conor John	IRL	23 JUL 1995	23.93		
8	GYARFAS Bence	HUN	06 AUG 1993	24.18		



## START LIST

出場名單

	Record	Name	NUSF Code	Location	Date
<b>WR</b>	22.43	MUNOZ RAFAEL	ESP	MALAGA (ESP)	05 APR 2009
<b>UR</b>	23.09	DUNFORD JASON	KEN	BELGRADE (SRB)	05 JUL 2009

### Heat 10 of 10

Lane	Name	NUSF Code	Date of Birth	Qualifying Time	Time	Rank
1	YANG Jungdoo	KOR	12 AUG 1991	24.00		
2	PULAI Bence	HUN	27 OCT 1991	23.79		
3	ZHILKIN Andrey	RUS	09 MAR 1995	23.58		
4	GOVOROV Andrii	UKR	10 APR 1992	22.82		
5	KHLOPTSOV Andrii	UKR	10 DEC 1998	23.48		
6	VERGANI Andrea	ITA	15 JUN 1997	23.70		
7	SEFL Jan	CZE	10 MAY 1990	23.91		
8	RADU Marius	ROU	18 JUN 1992	24.16		

**Note:**

Consult competition schedule in INFO for heat start times

**Legend:**

**UR** Universiade Record      **WR** World record



## RESULTS

比賽成績

Record	Name	NUSF Code	Location	Date
WR	22.43 MUNOZ RAFAEL	ESP	MALAGA (ESP)	05 APR 2009
UR	23.09 DUNFORD JASON	KEN	BELGRADE (SRB)	05 JUL 2009

### Heat 1 of 10

Event No. 7

Rank	Lane	Name	NUSF Code	R.T.	Time	Time Behind
1	5	WEERAMUNI Kalana	SRI	0.85	27.23	
2	4	GALEA Jeffrey	MLT	0.66	27.86	0.63
3	6	AL HARRASI Nidhal Sulaiman	OMA	0.70	28.59	1.36
4	7	HERATH H. M. Rajitha L	SRI	0.72	28.82	1.59
5	2	SSEGWANYI Daisuke Ronald	UGA	0.66	29.58	2.35
6	3	SACCO LLANO C	PAR	0.64	29.84	2.61
7	8	AL QASMI Aiman Talib Nas	OMA	0.75	30.14	2.91
	1	NAZARI Ali Asghar	AFG		DNS	

### Heat 2 of 10

Rank	Lane	Name	NUSF Code	R.T.	Time	Time Behind
1	3	ORIHUELA GIANOTT C	PAR	0.64	26.14	
2	4	FELDBERGS Valts	LAT	0.65	26.64	0.50
3	5	SAMMUT Nicholas John	MLT	0.60	26.85	0.71
4	2	BOU DIAB Daniel Samer	LBN	0.71	28.15	2.01
5	6	NAVA MIRANDA E	BOL	0.61	28.93	2.79
6	7	GIRON Roger Dante	PHI	0.66	29.80	3.66
	1	ALFRED Izon Ebi Johnny	NGR		DNS	
	8	OSAMEZU Forsight	NGR		DNS	

### Heat 3 of 10

Rank	Lane	Name	NUSF Code	R.T.	Time	Time Behind
1	4	HAMGARI Muhammad	INA	0.59	26.00	
2	2	ALAMZAH Muhammad	INA	0.66	26.04	0.04
3	5	GALDEM Mahieddine	ALG	0.63	26.21	0.21
4	6	GREENE Gershwin Staffo	BAH	0.68	26.25	0.25
5	3	GOLD Joshua Maurice	EST	0.73	26.31	0.31
6	7	HO Wei Ming	SGP	0.67	26.49	0.49
7	1	TAN Zhe Xian Dion	SGP	0.58	27.07	1.07
8	8	BAGHDADI Mohammad	LBN	0.71	27.21	1.21

### Heat 4 of 10

Rank	Lane	Name	NUSF Code	R.T.	Time	Time Behind
1	5	BAMS Laurent Jacobus	NED	0.63	24.81	
2	1	SIIM Cevin Anders	EST	0.62	24.91	0.10
3	7	NAMIR Daniel	ISR	0.63	24.93	0.12
4	3	MOSER Josef	CZE	0.75	25.10	0.29
5	2	ZHANG Shimeng	CHN	0.64	25.13	0.32
6	6	RAUTALIN Jaakko Tapio	FIN	0.63	25.14	0.33
7	4	JIN Yuli	CHN	0.69	25.20	0.39
8	8	MITSUMASU TOYOFU D	PER	0.68	26.04	1.23



## RESULTS

比賽成績

	Record	Name	NUSF Code	Location	Date
WR	22.43	MUNOZ RAFAEL	ESP	MALAGA (ESP)	05 APR 2009
UR	23.09	DUNFORD JASON	KEN	BELGRADE (SRB)	05 JUL 2009

### Heat 5 of 10

Rank	Lane	Name	NUSF Code	R.T.	Time	Time Behind
1	3	AYAR Kaan Turker	TUR	0.59	<b>24.43</b>	
2	6	CHU Chen Ping	TPE	0.65	<b>25.02</b>	0.59
3	4	CARINI Giacomo	ITA	0.63	<b>25.06</b>	0.63
4	5	CHANG Kuo Chi	TPE	0.67	<b>25.09</b>	0.66
5	8	DEFERRARI Nicolas	ARG	0.70	<b>25.10</b>	0.67
6	2	LEE Tae Gu	KOR	0.69	<b>25.19</b>	0.76
7	7	HO Tin Long	HKG	0.62	<b>25.67</b>	1.24
8	1	ABINA Mhikcoloe Domin	PHI	0.72	<b>26.60</b>	2.17

### Heat 6 of 10

Rank	Lane	Name	NUSF Code	R.T.	Time	Time Behind
1	8	GUTIERREZ FENG L	MEX	0.66	<b>24.29</b>	
2	5	OSWALD Maximilian Ludw	GER	0.74	<b>24.60</b>	0.31
3	3	BUSCAGLIA Guido Alejandro	ARG	0.65	<b>24.67</b>	0.38
3	2	BINNEMA Josiah James	CAN	0.64	<b>24.67</b>	0.38
5	4	MASKALENKO Nikolajs	LAT	0.62	<b>24.77</b>	0.48
6	6	DIMITRIADIS Stefanos	GRE	0.71	<b>25.05</b>	0.76
7	7	ARIAS GONZALEZ David	COL	0.67	<b>25.07</b>	0.78
8	1	GURDAL Kemal Arda	TUR	0.68	<b>25.91</b>	1.62

### Heat 7 of 10

Rank	Lane	Name	NUSF Code	R.T.	Time	Time Behind
1	1	HOROMURA Nao	JPN	0.61	<b>24.09</b>	
2	3	WADDELL Zane	RSA	0.71	<b>24.16</b>	0.07
3	2	HARTING Zachary Scott	USA	0.63	<b>24.45</b>	0.36
4	5	IGA CESAR Jorge Andres	MEX	0.71	<b>24.58</b>	0.49
5	8	KOLIOPOULOS Fotios	GRE	0.68	<b>24.77</b>	0.68
6	7	KUNERT Alexander Rolf	GER	0.63	<b>24.89</b>	0.80
7	4	SUBARSKY Sascha Michel	AUT	0.69	<b>24.95</b>	0.86
8	6	BROWN Nicholas Morris	AUS	0.69	<b>25.24</b>	1.15

### Heat 8 of 10

Rank	Lane	Name	NUSF Code	R.T.	Time	Time Behind
1	4	ROSOLEN Guilherme	BRA	0.65	<b>23.76</b>	
2	2	SADOVNIKOV Aleksandr	RUS	0.66	<b>23.79</b>	0.03
3	5	CZERNIAK Konrad Lukasz	POL	0.68	<b>23.97</b>	0.21
4	3	MCCARTHY Brayden Noel Do	AUS	0.62	<b>24.08</b>	0.32
5	6	LYNCH Justin Joseph	USA	0.66	<b>24.25</b>	0.49
6	8	COETZEE Ryan	RSA	0.64	<b>24.29</b>	0.53
7	7	BJOERK Jesper Lars	SWE	0.65	<b>24.42</b>	0.66
8	1	POPRAWA Michal Adam	POL	0.68	<b>24.50</b>	0.74



## RESULTS

比賽成績

	Record	Name	NUSF Code	Location	Date
<b>WR</b>	22.43	MUNOZ RAFAEL	ESP	MALAGA (ESP)	05 APR 2009
<b>UR</b>	23.09	DUNFORD JASON	KEN	BELGRADE (SRB)	05 JUL 2009

### Heat 9 of 10

Rank	Lane	Name	NUSF Code	R.T.	Time	Time Behind
1	3	NAKAO Shunichi	JPN	0.67	<b>23.74</b>	
2	4	DE SOUZA MARTINS Henrique	BRA	0.57	<b>23.79</b>	0.05
3	5	DODALEU Yahor	BLR	0.64	<b>23.96</b>	0.22
4	2	SCHLESINGER Marcus John	ISR	0.67	<b>24.05</b>	0.31
5	7	BRINES Conor John	IRL	0.61	<b>24.26</b>	0.52
6	1	LIUKKONEN Ari Pekka	FIN	0.65	<b>24.37</b>	0.63
6	6	DUSKINAS Tadas	LTU	0.63	<b>24.37</b>	0.63
8	8	GYARFAS Bence	HUN	0.66	<b>24.41</b>	0.67

### Heat 10 of 10

Rank	Lane	Name	NUSF Code	R.T.	Time	Time Behind
1	4	GOVOROV Andrii	UKR	0.61	<b>23.52</b>	
2	3	ZHILKIN Andrey	RUS	0.70	<b>23.86</b>	0.34
3	5	KHLOPTSOV Andrii	UKR	0.61	<b>23.87</b>	0.35
4	6	VERGANI Andrea	ITA	0.62	<b>24.21</b>	0.69
5	7	SEFL Jan	CZE	0.67	<b>24.26</b>	0.74
6	2	PULAI Bence	HUN	0.69	<b>24.31</b>	0.79
7	1	YANG Jungdoo	KOR	0.66	<b>24.39</b>	0.87
8	8	RADU Marius	ROU	0.70	<b>24.47</b>	0.95

### Swim-off 1

Rank	Lane	Name	NUSF Code	R.T.	Time	Time Behind
1	5	BRINES Conor John	IRL	0.61	<b>24.07</b>	
2	4	SEFL Jan	CZE	0.69	<b>24.17</b>	0.10

<b>Legend:</b>	<b>DNS</b> Did not start	<b>R.T.</b> Reaction time	<b>UR</b> Universiade Record	<b>WR</b> World record
----------------	--------------------------	---------------------------	------------------------------	------------------------



## RESULTS SUMMARY

成績總表

	Record	Name	NUSF Code	Location	Date
WR	22.43	MUNOZ RAFAEL	ESP	MALAGA (ESP)	05 APR 2009
UR	23.09	DUNFORD JASON	KEN	BELGRADE (SRB)	05 JUL 2009

Heats							Event No.	7
Rank	Heat	Lane	Name	NUSF Code	R.T.	Time	Time Behind	
1	10	4	GOVOROV Andrii	UKR	0.61	23.52	Q	
2	9	3	NAKAO Shunichi	JPN	0.67	23.74	0.22 Q	
3	8	4	ROSOLEN Guilherme	BRA	0.65	23.76	0.24 Q	
4	8	2	SADOVNIKOV Aleksandr	RUS	0.66	23.79	0.27 Q	
4	9	4	DE SOUZA MARTINS Henrique	BRA	0.57	23.79	0.27 Q	
6	10	3	ZHILKIN Andrey	RUS	0.70	23.86	0.34 Q	
7	10	5	KHLOPTSOV Andrii	UKR	0.61	23.87	0.35 Q	
8	9	5	DODALEU Yahor	BLR	0.64	23.96	0.44 Q	
9	8	5	CZERNIAK Konrad Lukasz	POL	0.68	23.97	0.45 Q	
10	9	2	SCHLESINGER Marcus John	ISR	0.67	24.05	0.53 Q	
11	8	3	MCCARTHY Brayden Noel Do	AUS	0.62	24.08	0.56 Q	
12	7	1	HOROMURA Nao	JPN	0.61	24.09	0.57 Q	
13	7	3	WADDELL Zane	RSA	0.71	24.16	0.64 Q	
14	10	6	VERGANI Andrea	ITA	0.62	24.21	0.69 Q	
15	8	6	LYNCH Justin Joseph	USA	0.66	24.25	0.73 Q	
16	9	7	BRINES Conor John	IRL	0.61	24.26	0.74 Q	
16	10	7	SEFL Jan	CZE	0.67	24.26	0.74	
18	6	8	GUTIERREZ FENG L	MEX	0.66	24.29	0.77	
18	8	8	COETZEE Ryan	RSA	0.64	24.29	0.77	
20	10	2	PULAI Bence	HUN	0.69	24.31	0.79	
21	9	1	LIUKKONEN Ari Pekka	FIN	0.65	24.37	0.85	
21	9	6	DUSKINAS Tadas	LTU	0.63	24.37	0.85	
23	10	1	YANG Jungdoo	KOR	0.66	24.39	0.87	
24	9	8	GYARFAS Bence	HUN	0.66	24.41	0.89	
25	8	7	BJOERK Jesper Lars	SWE	0.65	24.42	0.90	
26	5	3	AYAR Kaan Turker	TUR	0.59	24.43	0.91	
27	7	2	HARTING Zachary Scott	USA	0.63	24.45	0.93	
28	10	8	RADU Marius	ROU	0.70	24.47	0.95	
29	8	1	POPRAWA Michal Adam	POL	0.68	24.50	0.98	
30	7	5	IGA CESAR Jorge Andres	MEX	0.71	24.58	1.06	
31	6	5	OSWALD Maximilian Ludw	GER	0.74	24.60	1.08	
32	6	3	BUSCAGLIA Guido Alejandro	ARG	0.65	24.67	1.15	
32	6	2	BINNEMA Josiah James	CAN	0.64	24.67	1.15	
34	7	8	KOLIOPOULOS Fotios	GRE	0.68	24.77	1.25	
34	6	4	MASKALENKO Nikolajs	LAT	0.62	24.77	1.25	
36	4	5	BAMS Laurent Jacobus	NED	0.63	24.81	1.29	
37	7	7	KUNERT Alexander Rolf	GER	0.63	24.89	1.37	
38	4	1	SIIM Cevin Anders	EST	0.62	24.91	1.39	
39	4	7	NAMIR Daniel	ISR	0.63	24.93	1.41	
40	7	4	SUBARSKY Sascha Michel	AUT	0.69	24.95	1.43	
41	5	6	CHU Chen Ping	TPE	0.65	25.02	1.50	
42	6	6	DIMITRIADIS Stefanos	GRE	0.71	25.05	1.53	
43	5	4	CARINI Giacomo	ITA	0.63	25.06	1.54	
44	6	7	ARIAS GONZALEZ David	COL	0.67	25.07	1.55	
45	5	5	CHANG Kuo Chi	TPE	0.67	25.09	1.57	
46	4	3	MOSER Josef	CZE	0.75	25.10	1.58	
46	5	8	DEFERRARI Nicolas	ARG	0.70	25.10	1.58	
48	4	2	ZHANG Shimeng	CHN	0.64	25.13	1.61	
49	4	6	RAUTALIN Jaakko Tapio	FIN	0.63	25.14	1.62	
50	5	2	LEE Tae Gu	KOR	0.69	25.19	1.67	
51	4	4	JIN Yuli	CHN	0.69	25.20	1.68	



## RESULTS SUMMARY

成績總表

	Record	Name	NUSF Code	Location	Date
WR	22.43	MUNOZ RAFAEL	ESP	MALAGA (ESP)	05 APR 2009
UR	23.09	DUNFORD JASON	KEN	BELGRADE (SRB)	05 JUL 2009

### Heats

Rank	Heat	Lane	Name	NUSF Code	R.T.	Time	Time Behind
52	7	6	BROWN Nicholas Morris	AUS	0.69	25.24	1.72
53	5	7	HO Tin Long	HKG	0.62	25.67	2.15
54	6	1	GURDAL Kemal Arda	TUR	0.68	25.91	2.39
55	3	4	HAMGARI Muhammad	INA	0.59	26.00	2.48
56	3	2	ALAMZAH Muhammad	INA	0.66	26.04	2.52
56	4	8	MITSUMASU TOYOFU D	PER	0.68	26.04	2.52
58	2	3	ORIHUELA GIANOTT C	PAR	0.64	26.14	2.62
59	3	5	GALDEM Mahieddine	ALG	0.63	26.21	2.69
60	3	6	GREENE Gershwin Staffo	BAH	0.68	26.25	2.73
61	3	3	GOLD Joshua Maurice	EST	0.73	26.31	2.79
62	3	7	HO Wei Ming	SGP	0.67	26.49	2.97
63	5	1	ABINA Mhikcoloe Domin	PHI	0.72	26.60	3.08
64	2	4	FELDBERGS Valts	LAT	0.65	26.64	3.12
65	2	5	SAMMUT Nicholas John	MLT	0.60	26.85	3.33
66	3	1	TAN Zhe Xian Dion	SGP	0.58	27.07	3.55
67	3	8	BAGHDADI Mohammad	LBN	0.71	27.21	3.69
68	1	5	WEERAMUNI Kalana	SRI	0.85	27.23	3.71
69	1	4	GALEA Jeffrey	MLT	0.66	27.86	4.34
70	2	2	BOU DIAB Daniel Samer	LBN	0.71	28.15	4.63
71	1	6	AL HARRASI Nidhal Sulaiman	OMA	0.70	28.59	5.07
72	1	7	HERATH H. M. Rajitha L	SRI	0.72	28.82	5.30
73	2	6	NAVA MIRANDA E	BOL	0.61	28.93	5.41
74	1	2	SSEGWANYI Daisuke Ronald	UGA	0.66	29.58	6.06
75	2	7	GIRON Roger Dante	PHI	0.66	29.80	6.28
76	1	3	SACCO LLANO C	PAR	0.64	29.84	6.32
77	1	8	AL QASMI Aiman Talib Nas	OMA	0.75	30.14	6.62
	1	1	NAZARI Ali Asghar	AFG		DNS	
	2	1	ALFRED Izon Ebi Johnny	NGR		DNS	
	2	8	OSAMEZU Forsight	NGR		DNS	

Legend:	Classified Final	R.T.	Reaction time	UR	Universiade Record	WR	World record
---------	------------------	------	---------------	----	--------------------	----	--------------



## START LIST

出場名單

	Record	Name	NUSF Code	Location	Date
<b>WR</b>	22.43	MUNOZ RAFAEL	ESP	MALAGA (ESP)	05 APR 2009
<b>UR</b>	23.09	DUNFORD JASON	KEN	BELGRADE (SRB)	05 JUL 2009

### Semifinal 1 of 2

Event No. 7

Lane	Name	NUSF Code	Date of Birth	Qualifying Time	Time	Rank
1	VERGANI Andrea	ITA	15 JUN 1997	24.21		
2	SCHLESINGER Marcus John	ISR	16 NOV 1991	24.05		
3	ZHILKIN Andrey	RUS	09 MAR 1995	23.86		
4	NAKAO Shunichi	JPN	23 NOV 1995	23.74		
5	SADOVNIKOV Aleksandr	RUS	21 SEP 1996	23.79		
6	DODALEU Yahor	BLR	01 FEB 1993	23.96		
7	HOROMURA Nao	JPN	31 JAN 1999	24.09		
8	SEFL Jan	CZE	10 MAY 1990			

### Semifinal 2 of 2

Lane	Name	NUSF Code	Date of Birth	Qualifying Time	Time	Rank
1	WADDELL Zane	RSA	18 MAR 1998	24.16		
2	CZERNIAK Konrad Lukasz	POL	11 JUL 1989	23.97		
3	DE SOUZA MARTINS Henrique	BRA	14 NOV 1991	23.79		
4	GOVOROV Andrii	UKR	10 APR 1992	23.52		
5	ROSOLEN Guilherme	BRA	21 APR 1994			
6	KHLOPTSOV Andrii	UKR	10 DEC 1998	23.87		
7	MCCARTHY Brayden Noel Do	AUS	20 DEC 1997	24.08		
8	BRINES Conor John	IRL	23 JUL 1995	24.26		

### Reserves

Name	NUSF Code	Date of Birth	Qualifying Time	Time	Rank
COETZEE Ryan	RSA	12 AUG 1995	24.29		
GUTIERREZ FENG Long Yuan Migue	MEX	23 FEB 1995	24.29		

**Note:**

Consult competition schedule in INFO for heat start times

**Legend:**

**UR** Universiade Record      **WR** World record



## RESULTS

比賽成績

	Record	Name	NUSF Code	Location	Date
<b>WR</b>	22.43	MUNOZ RAFAEL	ESP	MALAGA (ESP)	05 APR 2009
<b>UR</b>	23.09	DUNFORD JASON	KEN	BELGRADE (SRB)	05 JUL 2009

### Semifinal 1

Event No. 7

Rank	Lane	Name	NUSF Code	R.T.	Time	Time Behind
1	3	ZHILKIN Andrey	RUS	0.68	<b>23.45</b>	
2	4	NAKAO Shunichi	JPN	0.66	<b>23.57</b>	0.12
3	5	SADOVNIKOV Aleksandr	RUS	0.65	<b>23.71</b>	0.26
4	2	SCHLESINGER Marcus John	ISR	0.62	<b>23.72</b>	0.27
5	8	SEFL Jan	CZE	0.68	<b>23.79</b>	0.34
6	7	HOROMURA Nao	JPN	0.62	<b>24.19</b>	0.74
7	1	VERGANI Andrea	ITA	0.65	<b>24.20</b>	0.75
	6	DODALEU Yahor	BLR		<b>DNS</b>	

### Semifinal 2

Rank	Lane	Name	NUSF Code	R.T.	Time	Time Behind
1	4	GOVOROV Andrii	UKR	0.62	<b>23.17</b>	
2	6	KHLOPTSOV Andrii	UKR	0.62	<b>23.60</b>	0.43
3	3	DE SOUZA MARTINS Henrique	BRA	0.60	<b>23.61</b>	0.44
4	2	CZERNIAK Konrad Lukasz	POL	0.71	<b>23.76</b>	0.59
5	5	ROSOLEN Guilherme	BRA	0.65	<b>23.92</b>	0.75
6	7	MCCARTHY Brayden Noel Do	AUS	0.62	<b>24.02</b>	0.85
7	8	BRINES Conor John	IRL	0.60	<b>24.10</b>	0.93
8	1	WADDELL Zane	RSA	0.70	<b>24.48</b>	1.31

Legend:

**DNS** Did not start      **R.T.** Reaction time      **UR** Universiade Record      **WR** World record



## RESULTS SUMMARY

成績總表

	Record	Name	NUSF Code	Location	Date
<b>WR</b>	22.43	MUNOZ RAFAEL	ESP	MALAGA (ESP)	05 APR 2009
<b>UR</b>	23.09	DUNFORD JASON	KEN	BELGRADE (SRB)	05 JUL 2009

Semifinals							Event No.	7
Rank	Heat	Lane	Name	NUSF Code	R.T.	Time	Time Behind	
1	2	4	GOVOROV Andrii	UKR	0.62	23.17	Q	
2	1	3	ZHILKIN Andrey	RUS	0.68	23.45	0.28 Q	
3	1	4	NAKAO Shunichi	JPN	0.66	23.57	0.40 Q	
4	2	6	KHLOPTSOV Andrii	UKR	0.62	23.60	0.43 Q	
5	2	3	DE SOUZA MARTINS Henrique	BRA	0.60	23.61	0.44 Q	
6	1	5	SADOVNIKOV Aleksandr	RUS	0.65	23.71	0.54 Q	
7	1	2	SCHLESINGER Marcus John	ISR	0.62	23.72	0.55 Q	
8	2	2	CZERNIAK Konrad Lukasz	POL	0.71	23.76	0.59 Q	
9	1	8	SEFL Jan	CZE	0.68	23.79	0.62	
10	2	5	ROSOLEN Guilherme	BRA	0.65	23.92	0.75	
11	2	7	MCCARTHY Brayden Noel Do	AUS	0.62	24.02	0.85	
12	2	8	BRINES Conor John	IRL	0.60	24.10	0.93	
13	1	7	HOROMURA Nao	JPN	0.62	24.19	1.02	
14	1	1	VERGANI Andrea	ITA	0.65	24.20	1.03	
15	2	1	WADDELL Zane	RSA	0.70	24.48	1.31	
	1	6	DODALEU Yahor	BLR		DNS		

Legend:							
<b>DNS</b>	Did not start	<b>Q</b>	Classified Final	<b>R.T.</b>	Reaction time	<b>UR</b>	Universiade Record
<b>WR</b>	World record						



# RESULT BOOK

29TH Summer Universiade Taipei 2017



## Swimming

Men's 4x100m Freestyle  
Relay





## MEDALLISTS RELAY

獎牌得主

Medal	NUSF	Name
GOLD	USA - United States of America	ROONEY Maxime Pholien HELD Ryan Joseph RESS Justin Andrew LYNCH Justin Joseph
SILVER	ITA - Italy	ZAZZERI Lorenzo VENDRAME Ivano DI GIORGIO Alex MIRESSI Alessandro
BRONZE	RUS - Russian Federation	VEKOVISHCHEV Mikhail ARBUZOV Andrey FESIKOV Sergei KOROLEV Nikita



## START LIST

出賽名單

	Record	NUSF (Relay)	Location	Date
<b>WR</b>	3:08.24	USA-UNITED STATES	BEIJING (CHN)	11 AUG 2008
<b>UR</b>	3:10.88	RUS-RUSSIAN FEDERATION	KAZAN (RUS)	10 JUL 2013

Final

Event No. 9

Lane	NUSF	Name	Date of Birth	Qualifying Time	Time	Rank
1	IRL - IRELAND	RYAN Shane Patrick	27 JAN 1994	3:19.66		
		BAIN Calum James	27 DEC 1996			
		PRENDERGAST David Martin	19 JUL 1994			
		SLOAN Jordan Ross	3 AUG 1993			
2	POL - POLAND	MAJCHRZAK Kacper Krystian	22 SEP 1992	3:17.83		
		SENDYK Pawel	24 MAY 1997			
		WYSOCZYNSKI Mateusz Marek	22 MAR 1993			
		CZERNIAK Konrad Lukasz	11 JUL 1989			
3	RUS - RUSSIAN FEDERATION	VEKOVISHCHEV Mikhail	5 AUG 1998	3:17.30		
		ARBUZOV Andrey	29 OCT 1989			
		FESIKOV Sergei	21 JAN 1989			
		KOROLEV Nikita	24 MAY 1994			
4	ITA - ITALY	ZAZZERI Lorenzo	9 AUG 1994	3:16.12		
		VENDRAME Ivano	19 MAY 1997			
		DI GIORGIO Alex	28 JUL 1990			
		MIRESSI Alessandro	2 OCT 1998			
5	USA - UNITED STATES of AMERICA	ROONEY Maxime Pholien	16 APR 1998	3:17.08		
		HELD Ryan Joseph	27 JUN 1995			
		RESS Justin Andrew	3 AUG 1997			
		LYNCH Justin Joseph	27 AUG 1996			
6	BRA - BRAZIL	DA SILVA SANTOS Gabriel	4 MAY 1996	3:17.44		
		SILVA SPAJARI Pedro Henrique	18 FEB 1997			
		PALMA ALCOVER Leonardo	16 AUG 1994			
		DE SOUZA MARTINS Henrique	14 NOV 1991			
7	JPN - JAPAN	NAKAMURA Katsumi	21 FEB 1994	3:18.66		
		MATSUMOTO Katsuhiro	28 FEB 1997			
		SAKATA Reo	1 FEB 1996			
		KOBORI Yuki	25 NOV 1993			
8	RSA - SOUTH AFRICA	BROWN Devon Myles Wil	21 MAY 1992	3:19.81		
		WADDELL Zane	18 MAR 1998			
		JIMMIE Clayton Mark Br	10 JUL 1995			
		COETZEE Ryan	12 AUG 1995			

Reserves

NUSF	Name	Date of Birth	Qualifying Time	Time	Rank
FRA - FRANCE			3:20.76		
TPE - CHINESE TAIPEI			3:20.84		

Note:  
Consult competition schedule in INFO for heat start times

Legend:  
UR Universiade Record    WR World record



## START LIST

出賽名單

	Record	NUSF (Relay)	Location	Date
WR	3:08.24	USA-UNITED STATES	BEIJING (CHN)	11 AUG 2008
UR	3:10.88	RUS-RUSSIAN FEDERATION	KAZAN (RUS)	10 JUL 2013

### Heat 1 of 4

Event No. 9

Lane	NUSF	Qualifying Time	Time	Rank
1	ALG - ALGERIA			
2	NGR - NIGERIA	4:10.21		
3	PAR - PARAGUAY	3:50.21		
4	LBN - LEBANON	3:42.60		
5	PHI - PHILIPPINES	3:50.00		
6	SGP - SINGAPORE	3:58.36		
7	OMA - OMAN	4:15.89		
8	CHN - CHINA			

### Heat 2 of 4

Lane	NUSF	Qualifying Time	Time	Rank
1	MEX - MEXICO	3:28.50		
2	NZL - NEW ZEALAND	3:25.97		
3	FIN - FINLAND	3:24.18		
4	CZE - CZECH REPUBLIC	3:24.00		
5	EST - ESTONIA	3:24.13		
6	SUI - SWITZERLAND	3:24.50		
7	RSA - SOUTH AFRICA	3:27.05		
8	CHI - CHILE	3:32.80		

### Heat 3 of 4

Lane	NUSF	Qualifying Time	Time	Rank
1	HKG - HONG KONG, CHINA	3:21.07		
2	IRL - IRELAND	3:19.89		
3	POL - POLAND	3:18.00		
4	RUS - RUSSIAN FEDERATION	3:11.64		
5	ITA - ITALY	3:14.22		
6	KOR - REPUBLIC of KOREA	3:18.80		
7	TUR - TURKEY	3:20.51		
8	AUT - AUSTRIA	3:23.70		



## START LIST

出賽名單

	Record	NUSF (Relay)	Location	Date
<b>WR</b>	3:08.24	USA-UNITED STATES	BEIJING (CHN)	11 AUG 2008
<b>UR</b>	3:10.88	RUS-RUSSIAN FEDERATION	KAZAN (RUS)	10 JUL 2013

### Heat 4 of 4

Lane	NUSF	Qualifying Time	Time	Rank
1	FRA - FRANCE	3:20.92		
2	SWE - SWEDEN	3:19.07		
3	BRA - BRAZIL	3:16.46		
4	USA - UNITED STATES of AMERICA	3:09.92		
5	JPN - JAPAN	3:14.17		
6	BLR - BELARUS	3:18.28		
7	AUS - AUSTRALIA	3:20.05		
8	TPE - CHINESE TAIPEI	3:21.18		

**Note:**  
Consult competition schedule in INFO for heat start times

**Legend:**  
**UR** Universiade Record      **WR** World record



## RESULTS

比賽成績

	Record	NUSF (Relay)	Location	Date
WR	3:08.24	USA-UNITED STATES	BEIJING (CHN)	11 AUG 2008
UR	3:10.88	RUS-RUSSIAN FEDERATION	KAZAN (RUS)	10 JUL 2013

Heat 1 of 4

Event No. 9

Rank	Lane	NUSF Name	R.T.	50m	100m	Time	Time Behind
1	8	<b>CHN - CHINA</b>				<b>3:31.10</b>	
		YANG Xianhe	0.68	24.87	52.90	(1) 52.90	
		LI Zongwen	0.53	24.74	52.81	(1) 1:45.71	
		ZHANG Shimeng	0.54	25.20	52.61	(1) 2:38.32	
		LI Xiaochen	0.39	25.08	52.78	(1) 3:31.10	
2	6	<b>SGP - SINGAPORE</b>				<b>3:41.41</b>	10.31
		LIM Fang Yi	0.62	25.51	53.63	(2) 53.63	
		HO Wei Ming	0.60	26.05	54.40	(2) 1:48.03	
		LEE Zheng Kai	0.32	26.70	56.02	(2) 2:44.05	
		TAN Zhe Xian Dion	0.26	27.26	57.36	(2) 3:41.41	
3	4	<b>LBN - LEBANON</b>				<b>3:46.20</b>	15.10
		WAKED Maroun	0.79	27.09	56.59	(3) 56.59	
		BAGHDADI Mohammad	0.35	27.22	56.62	(3) 1:53.21	
		GHOSN Anthony	0.57	27.94	57.55	(3) 2:50.76	
		SOUAIBY Anthony	0.39	25.89	55.44	(3) 3:46.20	
4	7	<b>OMA - OMAN</b>				<b>3:58.70</b>	27.60
		AL HARRASI Nidhal Sulaiman	0.70	28.08	58.15	(4) 58.15	
		AL QASMI Naif Munir Ibra	0.56	27.21	57.31	(4) 1:55.46	
		AL QASMI Aiman Talib Nas	0.65	29.36	1:01.26	(4) 2:56.72	
		AL BULUSHI Mohamed Sameer	0.46	27.93	1:01.98	(4) 3:58.70	
5		<b>PHI - PHILIPPINES</b>				<b>DSQ</b>	
		ARCEO Ernest Raphael	0.77	31.15	1:08.60	(5) 1:08.60	
		MAHIWO Namahig Asa	0.18	30.53	1:08.76	(5) 2:17.36	
		SEVILLA Raymund Joshua	0.45	28.53	1:01.81	(5) 3:19.17	
		DIMAYUGA Ryan Anthony	-0.04				
1		<b>ALG - ALGERIA</b>				<b>DNS</b>	
2		<b>NGR - NIGERIA</b>				<b>DNS</b>	
3		<b>PAR - PARAGUAY</b>				<b>DNS</b>	



## RESULTS

比賽成績

	Record	NUSF (Relay)	Location	Date
WR	3:08.24	USA-UNITED STATES	BEIJING (CHN)	11 AUG 2008
UR	3:10.88	RUS-RUSSIAN FEDERATION	KAZAN (RUS)	10 JUL 2013

### Heat 2 of 4

Rank	Lane	NUSF Name	R.T.	50m	100m	Time	Time Behind
1	7	<b>RSA - SOUTH AFRICA</b>				<b>3:19.81</b>	
		COETZEE Ryan	0.61	24.30	50.65	(2) 50.65	
		JIMMIE Clayton Mark Br	0.37	24.63	50.73	(2) 1:41.38	
		WADDELL Zane	0.29	23.18	49.47	(1) 2:30.85	
		BROWN Devon Myles Wil	0.26	23.36	48.96	(1) 3:19.81	
2	1	<b>MEX - MEXICO</b>				<b>3:22.31</b>	2.50
		IGA CESAR Jorge Andres	0.70	24.18	50.00	(1) 50.00	
		GONZALEZ MEDINA Mateo	0.23	23.93	50.84	(1) 1:40.84	
		SONG AN Andy Xianyang	0.33	24.31	51.62	(2) 2:32.46	
		GUTIERREZ FENG L	0.24	23.40	49.85	(2) 3:22.31	
3	2	<b>NZL - NEW ZEALAND</b>				<b>3:25.76</b>	5.95
		WEIR Julian Andrew	0.71	24.34	51.04	(3) 51.04	
		MAIN Bayley Heath Pe	0.41	24.45	51.55	(3) 1:42.59	
		COETZEE Corneille Gerha	0.28	24.98	51.85	(4) 2:34.44	
		HUTCHINS Matthew Taylor	0.28	24.27	51.32	(3) 3:25.76	
4	6	<b>SUI - SWITZERLAND</b>				<b>3:27.87</b>	8.06
		MOZZINI VELLEN Andrea Vittorin	0.70	24.64	51.07	(4) 51.07	
		SIDLER Christian	0.18	24.69	52.29	(4) 1:43.36	
		LIESS Thomas	0.36	24.16	51.06	(3) 2:34.42	
		BOVEY Jolann	0.33	25.25	53.45	(4) 3:27.87	
5	5	<b>EST - ESTONIA</b>				<b>3:30.29</b>	10.48
		SIIM Cevin Anders	0.62	24.81	51.52	(5) 51.52	
		PAAVO Sander	0.23	25.37	53.87	(5) 1:45.39	
		GUSSEV Andrei	0.03	24.84	52.40	(5) 2:37.79	
		UETT Hendrik	0.52	25.19	52.50	(5) 3:30.29	
6	8	<b>CHI - CHILE</b>				<b>3:40.24</b>	20.43
		PINTO MATTA Matias Antonio	0.73	26.18	53.94	(6) 53.94	
		GALVEZ ENGELS Jose Tomas	0.06	26.79	56.57	(6) 1:50.51	
		QUIROZ UTEAU Felipe Martin	0.42	27.09	56.21	(6) 2:46.72	
		VARAS SOLER Carlos Andres	0.33	25.74	53.52	(6) 3:40.24	
3		<b>FIN - FINLAND</b>				<b>DNS</b>	
4		<b>CZE - CZECH REPUBLIC</b>				<b>DNS</b>	



## RESULTS

比賽成績

	Record	NUSF (Relay)	Location	Date
WR	3:08.24	USA-UNITED STATES	BEIJING (CHN)	11 AUG 2008
UR	3:10.88	RUS-RUSSIAN FEDERATION	KAZAN (RUS)	10 JUL 2013

### Heat 3 of 4

Rank	Lane	NUSF Name	R.T.	50m	100m	Time	Time Behind
1	5	<b>ITA - ITALY</b>				<b>3:16.12</b>	
		ZAZZERI Lorenzo	0.59	23.49	49.15	(1) 49.15	
		VENDRAME Ivano	0.17	23.23	49.00	(1) 1:38.15	
		DI GIORGIO Alex	0.25	23.65	49.38	(1) 2:27.53	
		MIRESSI Alessandro	0.33	23.28	48.59	(1) 3:16.12	
2	4	<b>RUS - RUSSIAN FEDERATION</b>				<b>3:17.30</b>	1.18
		KOROLEV Nikita	0.66	23.98	49.63	(3) 49.63	
		FESIKOV Sergei	0.00	22.76	48.58	(2) 1:38.21	
		BRIANSKII Aleksei	0.21	23.22	49.74	(2) 2:27.95	
		ARBUZOV Andrey	0.11	23.37	49.35	(2) 3:17.30	
3	3	<b>POL - POLAND</b>				<b>3:17.83</b>	1.71
		SENDYK Pawel	0.70	23.80	50.21	(5) 50.21	
		BUGDOL Rafal Jozef	0.15	23.57	50.05	(4) 1:40.26	
		WYSOCZYNSKI Mateusz Marek	0.30	23.14	49.24	(4) 2:29.50	
		MAJCHRZAK Kacper Krystian	0.28	23.08	48.33	(3) 3:17.83	
4	2	<b>IRL - IRELAND</b>				<b>3:19.66</b>	3.54
		SLOAN Jordan Ross	0.73	24.09	50.07	(4) 50.07	
		RYAN Shane Patrick	0.46	23.20	49.03	(3) 1:39.10	
		BAIN Calum James	0.30	23.47	49.97	(3) 2:29.07	
		COULTER Curtis Michael	0.01	24.35	50.59	(4) 3:19.66	
5	1	<b>HKG - HONG KONG, CHINA</b>				<b>3:22.16</b>	6.04
		TO Kenneth King Him	0.65	23.23	49.41	(2) 49.41	
		NG Chun Nam Derick	0.28	24.12	50.94	(5) 1:40.35	
		CHEUNG Kin Tat Kent	0.26	24.41	51.41	(5) 2:31.76	
		WONG Chen Ho Jeremy	0.14	23.77	50.40	(5) 3:22.16	
6	7	<b>TUR - TURKEY</b>				<b>3:25.26</b>	9.14
		ACIMIS Yalim	0.66	24.69	51.40	(8) 51.40	
		CELIK Doga	0.09	24.41	51.29	(7) 1:42.69	
		GURDAL Kemal Arda	0.34	25.07	51.59	(7) 2:34.28	
		AYAR Kaan Turker	0.41	24.27	50.98	(6) 3:25.26	
7	8	<b>AUT - AUSTRIA</b>				<b>3:28.06</b>	11.94
		REITSHAMMER Bernhard	0.70	24.33	51.02	(6) 51.02	
		KNABL Alexander	0.35	24.30	50.73	(6) 1:41.75	
		SUBARSKY Sascha Michel	0.03	24.61	52.47	(6) 2:34.22	
		DIETRICH Johannes	0.29	25.33	53.84	(7) 3:28.06	
8	6	<b>KOR - REPUBLIC of KOREA</b>				<b>3:29.08</b>	12.96
		KIM Jaewoo	0.68	24.98	51.10	(7) 51.10	
		YANG Jungdoo	0.26	25.21	53.73	(8) 1:44.83	
		LEE Tae Gu	0.48	25.49	53.08	(8) 2:37.91	
		HEO Wonseo	0.30	24.53	51.17	(8) 3:29.08	



## RESULTS

比賽成績

	Record	NUSF (Relay)	Location	Date
WR	3:08.24	USA-UNITED STATES	BEIJING (CHN)	11 AUG 2008
UR	3:10.88	RUS-RUSSIAN FEDERATION	KAZAN (RUS)	10 JUL 2013

### Heat 4 of 4

Rank	Lane	NUSF Name	R.T.	50m	100m	Time	Time Behind
1	4	<b>USA - UNITED STATES of AMERICA</b>				<b>3:17.08</b>	
		ROONEY Maxime Pholien	0.65	23.55	49.03	(1) 49.03	
		LYNCH Justin Joseph	0.32	23.19	48.79	(1) 1:37.82	
		HARTING Zachary Scott	0.28	23.79	49.68	(1) 2:27.50	
		DALE Taylor Lee	0.36	23.92	49.58	(1) 3:17.08	
2	3	<b>BRA - BRAZIL</b>				<b>3:17.44</b>	0.36
		DA SILVA SANTOS Gabriel	0.62	23.72	49.63	(3) 49.63	
		PALMA ALCOVER Leonardo	0.23	22.91	49.47	(2) 1:39.10	
		DE SOUZA MARTINS Henrique	0.12	24.15	50.14	(3) 2:29.24	
		SILVA SPAJARI Pedro Henrique	0.18	22.69	48.20	(2) 3:17.44	
3	5	<b>JPN - JAPAN</b>				<b>3:18.66</b>	1.58
		SAKATA Reo	0.67	23.81	49.60	(2) 49.60	
		KOBORI Yuki	0.24	24.00	49.79	(3) 1:39.39	
		NAKAMURA Katsumi	0.38	23.26	49.42	(2) 2:28.81	
		MATSUMOTO Katsuhiko	0.21	23.87	49.85	(3) 3:18.66	
4	1	<b>FRA - FRANCE</b>				<b>3:20.76</b>	3.68
		PIJULET Paul, Samuel, J	0.65	24.32	51.23	(8) 51.23	
		DERACHE Alexandre	0.16	23.02	49.28	(7) 1:40.51	
		REGENT Vince, Loic, El	0.40	24.51	50.78	(5) 2:31.29	
		BOURELLY Lorys, Yann, Gerb	0.22	23.37	49.47	(4) 3:20.76	
5	8	<b>TPE - CHINESE TAIPEI</b>				<b>3:20.84</b>	3.76
		LIN Chien Liang	0.65	23.93	50.28	(5) 50.28	
		AN Ting Yao	0.28	24.19	49.96	(4) 1:40.24	
		HUANG Yen Hsin	0.35	23.90	50.22	(4) 2:30.46	
		WANG Yu Lian	0.50	24.04	50.38	(5) 3:20.84	
6	2	<b>SWE - SWEDEN</b>				<b>3:22.37</b>	5.29
		ELIASSON Karl Isak Valde	0.72	23.85	50.10	(4) 50.10	
		PETTERSSON Axel Lennart Vi	0.22	23.74	50.35	(6) 1:40.45	
		HOLMSTROEM Karl Jonas	0.20	24.12	51.22	(6) 2:31.67	
		PAULSSON Adam Lennart	0.14	23.96	50.70	(6) 3:22.37	
7	6	<b>BLR - BELARUS</b>				<b>3:23.07</b>	5.99
		KRASOCHKA Viktor	0.67	24.33	50.46	(7) 50.46	
		LATKIN Anton	0.19	24.00	50.60	(8) 1:41.06	
		STASELOVICH Viktor	0.24	24.26	51.74	(8) 2:32.80	
		SHYMANOVICH Ilya	0.13	24.05	50.27	(7) 3:23.07	
8	7	<b>AUS - AUSTRALIA</b>				<b>3:23.40</b>	6.32
		STOCKWELL William Thomas	0.66	24.10	50.45	(6) 50.45	
		MCCARTHY Brayden Noel Do	0.13	23.25	49.82	(5) 1:40.27	
		MILLIGAN Alex Stewart Da	0.26	24.42	51.47	(7) 2:31.74	
		BROWN Nicholas Morris	0.20	24.74	51.66	(8) 3:23.40	

<b>Legend:</b>							
DNS	Did not start	DSQ	Disqualified	R.T.	Reaction time	UR	Universiade Record
WR	World record						



## RESULTS SUMMARY

成績總表

	Record	NUSF (Relay)	Location	Date
WR	3:08.24	USA-UNITED STATES	BEIJING (CHN)	11 AUG 2008
UR	3:10.88	RUS-RUSSIAN FEDERATION	KAZAN (RUS)	10 JUL 2013

Heats								Event No.	9
Rank	Heat	Lane	NUSF Name	R.T.	50m	100m	Time	Time Behind	
1	3	5	<b>ITA - ITALY</b>				<b>3:16.12</b>	Q	
			ZAZZERI Lorenzo	0.59	23.49	49.15	(1) 49.15		
			VENDRAME Ivano	0.17	23.23	49.00	(1) 1:38.15		
			DI GIORGIO Alex	0.25	23.65	49.38	(1) 2:27.53		
			MIRESSI Alessandro	0.33	23.28	48.59	(1) 3:16.12		
2	4	4	<b>USA - UNITED STATES of AMERICA</b>				<b>3:17.08</b>	0.96 Q	
			ROONEY Maxime Pholien	0.65	23.55	49.03	(1) 49.03		
			LYNCH Justin Joseph	0.32	23.19	48.79	(1) 1:37.82		
			HARTING Zachary Scott	0.28	23.79	49.68	(1) 2:27.50		
			DALE Taylor Lee	0.36	23.92	49.58	(1) 3:17.08		
3	3	4	<b>RUS - RUSSIAN FEDERATION</b>				<b>3:17.30</b>	1.18 Q	
			KOROLEV Nikita	0.66	23.98	49.63	(3) 49.63		
			FESIKOV Sergei	0.00	22.76	48.58	(2) 1:38.21		
			BRIANSKII Aleksei	0.21	23.22	49.74	(2) 2:27.95		
			ARBUZOV Andrey	0.11	23.37	49.35	(2) 3:17.30		
4	4	3	<b>BRA - BRAZIL</b>				<b>3:17.44</b>	1.32 Q	
			DA SILVA SANTOS Gabriel	0.62	23.72	49.63	(3) 49.63		
			PALMA ALCOVER Leonardo	0.23	22.91	49.47	(2) 1:39.10		
			DE SOUZA MARTINS Henrique	0.12	24.15	50.14	(3) 2:29.24		
			SILVA SPAJARI Pedro Henrique	0.18	22.69	48.20	(2) 3:17.44		
5	3	3	<b>POL - POLAND</b>				<b>3:17.83</b>	1.71 Q	
			SENDYK Pawel	0.70	23.80	50.21	(5) 50.21		
			BUGDOL Rafal Jozef	0.15	23.57	50.05	(4) 1:40.26		
			WYSOCZYNSKI Mateusz Marek	0.30	23.14	49.24	(4) 2:29.50		
			MAJCHRZAK Kacper Krystian	0.28	23.08	48.33	(3) 3:17.83		
6	4	5	<b>JPN - JAPAN</b>				<b>3:18.66</b>	2.54 Q	
			SAKATA Reo	0.67	23.81	49.60	(2) 49.60		
			KOBORI Yuki	0.24	24.00	49.79	(3) 1:39.39		
			NAKAMURA Katsumi	0.38	23.26	49.42	(2) 2:28.81		
			MATSUMOTO Katsuhiko	0.21	23.87	49.85	(3) 3:18.66		
7	3	2	<b>IRL - IRELAND</b>				<b>3:19.66</b>	3.54 Q	
			SLOAN Jordan Ross	0.73	24.09	50.07	(4) 50.07		
			RYAN Shane Patrick	0.46	23.20	49.03	(3) 1:39.10		
			BAIN Calum James	0.30	23.47	49.97	(3) 2:29.07		
			COULTER Curtis Michael	0.01	24.35	50.59	(4) 3:19.66		
8	2	7	<b>RSA - SOUTH AFRICA</b>				<b>3:19.81</b>	3.69 Q	
			COETZEE Ryan	0.61	24.30	50.65	(2) 50.65		
			JIMMIE Clayton Mark Br	0.37	24.63	50.73	(2) 1:41.38		
			WADDELL Zane	0.29	23.18	49.47	(1) 2:30.85		
			BROWN Devon Myles Wil	0.26	23.36	48.96	(1) 3:19.81		
9	4	1	<b>FRA - FRANCE</b>				<b>3:20.76</b>	4.64	
			PIJULET Paul, Samuel, J	0.65	24.32	51.23	(8) 51.23		
			DERACHE Alexandre	0.16	23.02	49.28	(7) 1:40.51		
			REGENT Vince, Loic, El	0.40	24.51	50.78	(5) 2:31.29		
			BOURELLY Lorys, Yann, Gerb	0.22	23.37	49.47	(4) 3:20.76		
10	4	8	<b>TPE - CHINESE TAIPEI</b>				<b>3:20.84</b>	4.72	
			LIN Chien Liang	0.65	23.93	50.28	(5) 50.28		
			AN Ting Yao	0.28	24.19	49.96	(4) 1:40.24		
			HUANG Yen Hsin	0.35	23.90	50.22	(4) 2:30.46		
			WANG Yu Lian	0.50	24.04	50.38	(5) 3:20.84		



## RESULTS SUMMARY

成績總表

	Record	NUSF (Relay)	Location	Date
WR	3:08.24	USA-UNITED STATES	BEIJING (CHN)	11 AUG 2008
UR	3:10.88	RUS-RUSSIAN FEDERATION	KAZAN (RUS)	10 JUL 2013

### Heats

Rank	Heat	Lane	NUSF Name	R.T.	50m	100m	Time	Time Behind
11	3	1	<b>HKG - HONG KONG, CHINA</b>				<b>3:22.16</b>	6.04
			TO Kenneth King Him	0.65	23.23	49.41	(2) 49.41	
			NG Chun Nam Derick	0.28	24.12	50.94	(5) 1:40.35	
			CHEUNG Kin Tat Kent	0.26	24.41	51.41	(5) 2:31.76	
			WONG Chen Ho Jeremy	0.14	23.77	50.40	(5) 3:22.16	
12	2	1	<b>MEX - MEXICO</b>				<b>3:22.31</b>	6.19
			IGA CESAR Jorge Andres	0.70	24.18	50.00	(1) 50.00	
			GONZALEZ MEDINA Mateo	0.23	23.93	50.84	(1) 1:40.84	
			SONG AN Andy Xianyang	0.33	24.31	51.62	(2) 2:32.46	
			GUTIERREZ FENG L	0.24	23.40	49.85	(2) 3:22.31	
13	4	2	<b>SWE - SWEDEN</b>				<b>3:22.37</b>	6.25
			ELIASSON Karl Isak Valde	0.72	23.85	50.10	(4) 50.10	
			PETTERSSON Axel Lennart Vi	0.22	23.74	50.35	(6) 1:40.45	
			HOLMSTROEM Karl Jonas	0.20	24.12	51.22	(6) 2:31.67	
			PAULSSON Adam Lennart	0.14	23.96	50.70	(6) 3:22.37	
14	4	6	<b>BLR - BELARUS</b>				<b>3:23.07</b>	6.95
			KRASOCHKA Viktor	0.67	24.33	50.46	(7) 50.46	
			LATKIN Anton	0.19	24.00	50.60	(8) 1:41.06	
			STASELOVICH Viktor	0.24	24.26	51.74	(8) 2:32.80	
			SHYMANOVICH Ilya	0.13	24.05	50.27	(7) 3:23.07	
15	4	7	<b>AUS - AUSTRALIA</b>				<b>3:23.40</b>	7.28
			STOCKWELL William Thomas	0.66	24.10	50.45	(6) 50.45	
			MCCARTHY Brayden Noel Do	0.13	23.25	49.82	(5) 1:40.27	
			MILLIGAN Alex Stewart Da	0.26	24.42	51.47	(7) 2:31.74	
			BROWN Nicholas Morris	0.20	24.74	51.66	(8) 3:23.40	
16	3	7	<b>TUR - TURKEY</b>				<b>3:25.26</b>	9.14
			ACIMIS Yalim	0.66	24.69	51.40	(8) 51.40	
			CELIK Doga	0.09	24.41	51.29	(7) 1:42.69	
			GURDAL Kemal Arda	0.34	25.07	51.59	(7) 2:34.28	
			AYAR Kaan Turker	0.41	24.27	50.98	(6) 3:25.26	
17	2	2	<b>NZL - NEW ZEALAND</b>				<b>3:25.76</b>	9.64
			WEIR Julian Andrew	0.71	24.34	51.04	(3) 51.04	
			MAIN Bayley Heath Pe	0.41	24.45	51.55	(3) 1:42.59	
			COETZEE Corneille Gerha	0.28	24.98	51.85	(4) 2:34.44	
			HUTCHINS Matthew Taylor	0.28	24.27	51.32	(3) 3:25.76	
18	2	6	<b>SUI - SWITZERLAND</b>				<b>3:27.87</b>	11.75
			MOZZINI VELLEN Andrea Vittorin	0.70	24.64	51.07	(4) 51.07	
			SIDLER Christian	0.18	24.69	52.29	(4) 1:43.36	
			LIESS Thomas	0.36	24.16	51.06	(3) 2:34.42	
			BOVEY Jolann	0.33	25.25	53.45	(4) 3:27.87	
19	3	8	<b>AUT - AUSTRIA</b>				<b>3:28.06</b>	11.94
			REITSHAMMER Bernhard	0.70	24.33	51.02	(6) 51.02	
			KNABL Alexander	0.35	24.30	50.73	(6) 1:41.75	
			SUBARSKY Sascha Michel	0.03	24.61	52.47	(6) 2:34.22	
			DIETRICH Johannes	0.29	25.33	53.84	(7) 3:28.06	
20	3	6	<b>KOR - REPUBLIC OF KOREA</b>				<b>3:29.08</b>	12.96
			KIM Jaewoo	0.68	24.98	51.10	(7) 51.10	
			YANG Jungdoo	0.26	25.21	53.73	(8) 1:44.83	
			LEE Tae Gu	0.48	25.49	53.08	(8) 2:37.91	
			HEO Wonseo	0.30	24.53	51.17	(8) 3:29.08	



## RESULTS SUMMARY

成績總表

	Record	NUSF (Relay)	Location	Date
WR	3:08.24	USA-UNITED STATES	BEIJING (CHN)	11 AUG 2008
UR	3:10.88	RUS-RUSSIAN FEDERATION	KAZAN (RUS)	10 JUL 2013

### Heats

Rank	Heat	Lane	NUSF Name	R.T.	50m	100m	Time	Time Behind
21	2	5	<b>EST - ESTONIA</b>				<b>3:30.29</b>	14.17
			SIIM Cevin Anders	0.62	24.81	51.52	(5) 51.52	
			PAAVO Sander	0.23	25.37	53.87	(5) 1:45.39	
			GUSSEV Andrei	0.03	24.84	52.40	(5) 2:37.79	
			UETT Hendrik	0.52	25.19	52.50	(5) 3:30.29	
22	1	8	<b>CHN - CHINA</b>				<b>3:31.10</b>	14.98
			YANG Xianhe	0.68	24.87	52.90	(1) 52.90	
			LI Zongwen	0.53	24.74	52.81	(1) 1:45.71	
			ZHANG Shimeng	0.54	25.20	52.61	(1) 2:38.32	
			LI Xiaochen	0.39	25.08	52.78	(1) 3:31.10	
23	2	8	<b>CHI - CHILE</b>				<b>3:40.24</b>	24.12
			PINTO MATTA Matias Antonio	0.73	26.18	53.94	(6) 53.94	
			GALVEZ ENGELS Jose Tomas	0.06	26.79	56.57	(6) 1:50.51	
			QUIROZ UTEAU Felipe Martin	0.42	27.09	56.21	(6) 2:46.72	
			VARAS SOLER Carlos Andres	0.33	25.74	53.52	(6) 3:40.24	
24	1	6	<b>SGP - SINGAPORE</b>				<b>3:41.41</b>	25.29
			LIM Fang Yi	0.62	25.51	53.63	(2) 53.63	
			HO Wei Ming	0.60	26.05	54.40	(2) 1:48.03	
			LEE Zheng Kai	0.32	26.70	56.02	(2) 2:44.05	
			TAN Zhe Xian Dion	0.26	27.26	57.36	(2) 3:41.41	
25	1	4	<b>LBN - LEBANON</b>				<b>3:46.20</b>	30.08
			WAKED Maroun	0.79	27.09	56.59	(3) 56.59	
			BAGHDADI Mohammad	0.35	27.22	56.62	(3) 1:53.21	
			GHOSN Anthony	0.57	27.94	57.55	(3) 2:50.76	
			SOUAIBY Anthony	0.39	25.89	55.44	(3) 3:46.20	
26	1	7	<b>OMA - OMAN</b>				<b>3:58.70</b>	42.58
			AL HARRASI Nidhal Sulaiman	0.70	28.08	58.15	(4) 58.15	
			AL QASMI Naif Munir Ibra	0.56	27.21	57.31	(4) 1:55.46	
			AL QASMI Aiman Talib Nas	0.65	29.36	1:01.26	(4) 2:56.72	
			AL BULUSHI Mohamed Sameer	0.46	27.93	1:01.98	(4) 3:58.70	
	1	5	<b>PHI - PHILIPPINES</b>				<b>DSQ</b>	
			ARCEO Ernest Raphael	0.77	31.15	1:08.60	(5) 1:08.60	
			MAHIWO Namahig Asa	0.18	30.53	1:08.76	(5) 2:17.36	
			SEVILLA Raymund Joshua	0.45	28.53	1:01.81	(5) 3:19.17	
			DIMAYUGA Ryan Anthony	-0.04				
	1	3	<b>PAR - PARAGUAY</b>				<b>DNS</b>	
	1	2	<b>NGR - NIGERIA</b>				<b>DNS</b>	
	1	1	<b>ALG - ALGERIA</b>				<b>DNS</b>	



## RESULTS SUMMARY

成績總表

	Record	NUSF (Relay)	Location	Date
<b>WR</b>	3:08.24	USA-UNITED STATES	BEIJING (CHN)	11 AUG 2008
<b>UR</b>	3:10.88	RUS-RUSSIAN FEDERATION	KAZAN (RUS)	10 JUL 2013

### Heats

Rank	Heat	Lane	NUSF Name	R.T.	50m	100m	Time	Time Behind
	2	3	FIN - FINLAND				DNS	
	2	4	CZE - CZECH REPUBLIC				DNS	

**Legend:**

<b>DNS</b>	Did not start	<b>DSQ</b>	Disqualified	<b>Q</b>	Classified Final	<b>R.T.</b>	Reaction time
<b>UR</b>	Universiade Record	<b>WR</b>	World record				




# RESULT BOOK

29TH Summer Universiade Taipei 2017



## Swimming

Men's 4x100m Medley  
Relay





## MEDALLISTS RELAY

獎牌得主

Medal	NUSF	Name
GOLD	USA - United States of America	RESS Justin Andrew WILSON Andrew Lawrence LYNCH Justin Joseph HELD Ryan Joseph
SILVER	RUS - Russian Federation	LARIN Roman GADIROV Rustam SADOVNIKOV Aleksandr VEKOVISHCHEV Mikhail
BRONZE	JPN - Japan	HAGINO Kosuke MORI Mamoru KOBORI Yuki NAKAMURA Katsumi



## START LIST

出賽名單

	Record	NUSF (Relay)	Location	Date
<b>WR</b>	3:27.28	USA-UNITED STATES	ROME (ITA)	02 AUG 2009
<b>UR</b>	3:32.80	JPN-JAPAN	BELGRADE (SRB)	11 JUL 2009

Final

Event No. 40

Lane	NUSF	Name	Date of Birth	Qualifying Time	Time	Rank
1	RUS - RUSSIAN FEDERATION	LARIN Roman	18 MAR 1998	3:38.69		
		GADIROV Rustam	10 DEC 1997			
		SADOVNIKOV Aleksandr	21 SEP 1996			
		VEKOVISHCHEV Mikhail	5 AUG 1998			
2	POL - POLAND	POLEWKA Tomasz	5 AUG 1994	3:38.34		
		STOLARSKI Marcin Tomasz	4 JAN 1996			
		CZERNIAK Konrad Lukasz	11 JUL 1989			
		MAJCHRZAK Kacper Krystian	22 SEP 1992			
3	IRL - IRELAND	RYAN Shane Patrick	27 JAN 1994	3:37.54		
		GREENE Darragh	20 OCT 1995			
		HYLAND Brendan	23 SEP 1994			
		SLOAN Jordan Ross	3 AUG 1993			
4	BRA - BRAZIL	GOMES DE DEUS Leonardo	18 JAN 1991	3:37.46		
		DE OLIVEIRA RODRIGU Raphael	29 MAR 1991			
		DE SOUZA MARTINS Henrique	14 NOV 1991			
		DA SILVA SANTOS Gabriel	4 MAY 1996			
5	LTU - LITHUANIA	RAPSYS Danas	21 MAY 1995	3:37.51		
		SIDLAUSKAS Andrius	6 APR 1997			
		DUSKINAS Tadas	27 APR 1994			
		STRAZDAS Povilas	24 APR 1996			
6	ITA - ITALY	MILLI Matteo	22 APR 1989	3:37.96		
		TONIATO Andrea	27 FEB 1991			
		CARINI Giacomo	20 JUL 1997			
		ZAZZERI Lorenzo	9 AUG 1994			
7	USA - UNITED STATES of AMERICA	RESS Justin Andrew	3 AUG 1997	3:38.39		
		WILSON Andrew Lawrence	16 SEP 1993			
		LYNCH Justin Joseph	27 AUG 1996			
		HELD Ryan Joseph	27 JUN 1995			
8	JPN - JAPAN	HAGINO Kosuke	15 AUG 1994	3:39.22		
		MORI Mamoru	26 MAR 1996			
		KOBORI Yuki	25 NOV 1993			
		NAKAMURA Katsumi	21 FEB 1994			

Reserves

NUSF	Name	Date of Birth	Qualifying Time	Time	Rank
BLR - BELARUS			3:39.32		
AUS - AUSTRALIA			3:39.73		

Note:

Consult competition schedule in INFO for heat start times

Legend:

**UR** Universiade Record      **WR** World record



## START LIST

出賽名單

	Record	NUSF (Relay)	Location	Date
<b>WR</b>	3:27.28	USA-UNITED STATES	ROME (ITA)	02 AUG 2009
<b>UR</b>	3:32.80	JPN-JAPAN	BELGRADE (SRB)	11 JUL 2009

Heat 1 of 5

Event No. 40

Lane	NUSF	Name	Date of Birth	Qualifying Time	Time	Rank
2	CHN - CHINA	LI Xiaochen	28 JAN 1998			
		CHEN Hongrui	18 JUL 1996			
		MU Xingxu	3 FEB 1996			
		YANG Xianhe	9 FEB 1995			
3	UKR - UKRAINE	HURNYTSKYI Dmytro	24 OCT 1994			
		KARPENKO Oleksandr	16 SEP 1995			
		IVANOV Oleksii	10 JAN 1994			
		SHEVTSOV Serhii	29 JUN 1998			
4	NGR - NIGERIA			4:35.59		
5	MEX - MEXICO	SONG AN Andy Xianyang	20 AUG 1998	4:41.50		
		CASTILLO LUNA Mauro	6 AUG 1995			
		GONZALEZ MEDINA Mateo	1 OCT 1996			
		GUTIERREZ FENG L	23 FEB 1995			
6	ALG - ALGERIA					
7	ARG - ARGENTINA	DEFERRARI Nicolas	16 APR 1998			
		MORELLI Gabriel Osvaldo	7 OCT 1994			
		BUSCAGLIA Guido Alejandro	8 OCT 1996			
		SERRA Joaquin	24 NOV 1994			



## START LIST

出賽名單

	Record	NUSF (Relay)	Location	Date
<b>WR</b>	3:27.28	USA-UNITED STATES	ROME (ITA)	02 AUG 2009
<b>UR</b>	3:32.80	JPN-JAPAN	BELGRADE (SRB)	11 JUL 2009

### Heat 2 of 5

Lane	NUSF	Name	Date of Birth	Qualifying Time	Time	Rank
1	OMA - OMAN	AL QASMI Aiman Talib Nas	5 MAR 1992	4:25.00		
		AL HABSI Mohammed Nasib	21 AUG 1991			
		AL HARRASI Nidhal Sulaiman	1 JUN 1997			
		AL QASMI Naif Munir Ibra	11 MAR 1995			
2	LBN - LEBANON	WAKED Maroun	7 APR 1995	4:13.46		
		SOUAIBY Anthony	9 JUL 1998			
		ASSI Sherif	3 MAY 1997			
		GHOSN Anthony	31 JUL 1996			
3	CHI - CHILE	PINTO MATTA Matias Antonio	24 JAN 1997	3:58.30		
		GALVEZ ENGELS Jose Tomas	22 FEB 1997			
		QUIROZ UTEAU Felipe Martin	13 OCT 1995			
		VARAS SOLER Carlos Andres	16 DEC 1991			
4	AUS - AUSTRALIA	TREFFERS Benjamin Mark	15 AUG 1991	3:50.03		
		MILLIGAN Alex Stewart Da	23 JAN 1998			
		MCCARTHY Brayden Noel Do	20 DEC 1997			
		STOCKWELL William Thomas	30 JUL 1995			
5	LAT - LATVIA	FELDBERGS Girts	17 FEB 1993	3:55.00		
		BOBROVS Daniils	8 OCT 1997			
		MASKALENKO Nikolajs	11 FEB 1993			
		FELDBERGS Valts	23 APR 1997			
6	PAR - PARAGUAY			4:10.11		
7	PHI - PHILIPPINES	PUYO Arian Neil	6 APR 1998	4:20.00		
		MAGBAG Drew Benett	27 JUL 1999			
		SOLITA Jux Keaton	14 SEP 1997			
		PUPOS Martin Jacob	14 NOV 1998			
8	SGP - SINGAPORE	HO Wei Ming	17 FEB 1994	4:28.35		
		LIM Kenneth Duan Le	15 MAR 1993			
		LEE Zheng Kai	1 OCT 1995			
		LIM Fang Yi	4 JAN 1996			



## START LIST

出賽名單

	Record	NUSF (Relay)	Location	Date
<b>WR</b>	3:27.28	USA-UNITED STATES	ROME (ITA)	02 AUG 2009
<b>UR</b>	3:32.80	JPN-JAPAN	BELGRADE (SRB)	11 JUL 2009

### Heat 3 of 5

Lane	NUSF	Name	Date of Birth	Qualifying Time	Time	Rank
1	EST - ESTONIA	GUSSEV Andrei	11 JUL 1997	3:45.58		
		KASEMETS Ayrton	21 NOV 1995			
		GOLD Joshua Maurice	28 OCT 1996			
		UETT Hendrik	2 JUL 1998			
2	SUI - SWITZERLAND	LIESS Thomas	18 JAN 1995	3:44.50		
		KASER Yannick	3 JUL 1992			
		SIDLER Christian	27 AUG 1991			
		MOZZINI VELLEN Andrea Vittorin	26 OCT 1998			
3	TPE - CHINESE TAIPEI	WANG Yu Lian	6 SEP 1994	3:42.84		
		LEE Hsuan Yen	13 MAY 1993			
		CHU Chen Ping	23 OCT 1995			
		LIN Chien Liang	25 NOV 1995			
4	RSA - SOUTH AFRICA	BINEDELL Martin Christia	30 JUL 1995	3:42.10		
		BASSON Alaric Bennedic	16 FEB 1996			
		COETZEE Ryan	12 AUG 1995			
		BROWN Devon Myles Wil	21 MAY 1992			
5	HKG - HONG KONG, CHINA	LAU Shiu Yue	20 JUL 1997	3:42.39		
		TO Kenneth King Him	7 JUL 1992			
		NG Chun Nam Derick	18 MAY 1994			
		WONG Chen Ho Jeremy	12 MAR 1994			
6	KOR - REPUBLIC of KOREA	WON Youngjun	8 JAN 1998	3:42.86		
		KIM Jaeyoun	26 AUG 1996			
		LEE Tae Gu	27 JUL 1998			
		HEO Wonseo	4 JAN 1996			
7	AUT - AUSTRIA	REITSHAMMER Bernhard	17 JUN 1994	3:45.20		
		DIETRICH Johannes	5 OCT 1993			
		SUBARSKY Sascha Michel	28 FEB 1996			
		KNABL Alexander	19 APR 1995			
8	FIN - FINLAND			3:46.25		



MEN'S 4X100M MEDLEY RELAY

男子4X100公尺混合式接力

HEATS

START LIST

出賽名單

	Record	NUSF (Relay)	Location	Date
WR	3:27.28	USA-UNITED STATES	ROME (ITA)	02 AUG 2009
UR	3:32.80	JPN-JAPAN	BELGRADE (SRB)	11 JUL 2009

Heat 4 of 5

Lane	NUSF	Name	Date of Birth	Qualifying Time	Time	Rank
1	GER - GERMANY	WEDEL Kevin	5 MAY 1994	3:39.30		
		SCHWINGENSCHLOEGL Fabian	15 AUG 1991			
		KUNERT Alexander Rolf	31 JAN 1996			
		OSWALD Maximilian Ludw	4 JAN 1994			
2	LTU - LITHUANIA	RAPSYS Danas	21 MAY 1995	3:36.40		
		SIDLAUSKAS Andrius	6 APR 1997			
		DUSKINAS Tadas	27 APR 1994			
		STRAZDAS Povilas	24 APR 1996			
3	BLR - BELARUS	TSMYH Mikita	15 APR 1997	3:35.77		
		SHYMANOVICH Ilya	2 AUG 1994			
		DODALEU Yahor	1 FEB 1993			
		KRASOCHKA Viktor	2 FEB 1996			
4	RUS - RUSSIAN FEDERATION	SHABASOV Andrei	20 JUN 1994	3:31.30		
		DORINOV Mikhail	9 AUG 1995			
		KUDASHEV Aleksandr	5 DEC 1995			
		KOROLEV Nikita	24 MAY 1994			
5	POL - POLAND	POLEWKA Tomasz	5 AUG 1994	3:35.00		
		STOLARSKI Marcin Tomasz	4 JAN 1996			
		POPRAWA Michal Adam	2 NOV 1994			
		MAJCHRZAK Kacper Krystian	22 SEP 1992			
6	SWE - SWEDEN	FREDRIKSSON Dag Petter	24 FEB 1997	3:36.00		
		SKAGIUS Erik Johannes	10 FEB 1995			
		BJOERK Jesper Lars	5 DEC 1993			
		PETTERSSON Axel Lennart Vi	18 DEC 1995			
7	IRL - IRELAND	RYAN Shane Patrick	27 JAN 1994	3:37.84		
		GREENE Darragh	20 OCT 1995			
		HYLAND Brendan	23 SEP 1994			
		SLOAN Jordan Ross	3 AUG 1993			
8	NZL - NEW ZEALAND	MAIN Bayley Heath Pe	14 MAR 1997	3:40.78		
		SCHRODER George Liam	3 SEP 1995			
		COETZEE Corneille Gerha	17 OCT 1994			
		WEIR Julian Andrew	1 MAR 1996			



## START LIST

出賽名單

	Record	NUSF (Relay)	Location	Date
<b>WR</b>	3:27.28	USA-UNITED STATES	ROME (ITA)	02 AUG 2009
<b>UR</b>	3:32.80	JPN-JAPAN	BELGRADE (SRB)	11 JUL 2009

### Heat 5 of 5

Lane	NUSF	Name	Date of Birth	Qualifying Time	Time	Rank
1	ISR - ISRAEL	KOPELEV Jonatan Josef	1 OCT 1991	3:38.32		
		GOLDFADEN Itay	24 APR 1996			
		SCHLESINGER Marcus John	16 NOV 1991			
		GAMBURG David	12 DEC 1993			
2	BRA - BRAZIL	GOMES DE DEUS Leonardo	18 JAN 1991	3:36.33		
		KAGE MONNI Felipe Hidekazu	24 MAR 1996			
		MOREIRA LANZA Vinicius	22 MAR 1997			
		SILVA SPAJARI Pedro Henrique	18 FEB 1997			
3	ITA - ITALY	MILLI Matteo	22 APR 1989	3:35.50		
		TONIATO Andrea	27 FEB 1991			
		CARINI Giacomo	20 JUL 1997			
		MIRESSI Alessandro	2 OCT 1998			
4	USA - UNITED STATES of AMERICA	DALE Taylor Lee	29 DEC 1994	3:27.95		
		MONTAGUE Jacob Robert	6 JAN 1998			
		HARTING Zachary Scott	27 AUG 1997			
		ROONEY Maxime Pholien	16 APR 1998			
5	JPN - JAPAN	UNO Shuhei	25 OCT 1997	3:31.97		
		MURA Ryuya	3 JUL 1996			
		HOROMURA Nao	31 JAN 1999			
		MATSUMOTO Katsuhiko	28 FEB 1997			
6	GRE - GREECE	SPANOUKAKIS Georgios	5 AUG 1994	3:36.00		
		CHRISTOU Apostolos	1 NOV 1996			
		DIMITRIADIS Stefanos	8 SEP 1989			
		KOLIOPOULOS Fotios	27 AUG 1991			
7	CAN - CANADA	HILL Robert Graham	29 JAN 1996	3:37.42		
		WALL Elijah Benjamin	16 MAR 1995			
		BINNEMA Josiah James	8 NOV 1997			
		THORMEYER Markus	25 AUG 1997			
8	FRA - FRANCE	AVETAND Thomas, Valenti	24 JUL 1995	3:40.50		
		VIQUERAT Antoine	5 OCT 1998			
		PIJULET Paul, Samuel, J	2 NOV 1994			
		DERACHE Alexandre	3 MAY 1998			

**Note:**

Consult competition schedule in INFO for heat start times

**Legend:**

**UR** Universiade Record      **WR** World record



## RESULTS

比賽成績

	Record	NUSF (Relay)	Location	Date
WR	3:27.28	USA-UNITED STATES	ROME (ITA)	02 AUG 2009
UR	3:32.80	JPN-JAPAN	BELGRADE (SRB)	11 JUL 2009

Heat 1 of 5

Event No. 40

Rank	Lane	NUSF Name	R.T.	50m	100m	Time	Time Behind
1	3	<b>UKR - UKRAINE</b>				<b>3:40.38</b>	
		HURNYTSKYI Dmytro	0.85	26.82	56.55	(1) 56.55	
		KARPENKO Oleksandr	0.45	28.98	1:03.14	(2) 1:59.69	
		IVANOV Oleksii	0.10	24.20	51.78	(2) 2:51.47	
		SHEVTSOV Serhii	0.25	22.89	48.91	(1) 3:40.38	
2	5	<b>MEX - MEXICO</b>				<b>3:41.43</b>	1.05
		SONG AN Andy Xianyang	0.82	27.33	56.77	(2) 56.77	
		CASTILLO LUNA Mauro	0.13	28.28	1:00.92	(1) 1:57.69	
		GONZALEZ MEDINA Mateo	0.13	24.55	53.05	(1) 2:50.74	
		GUTIERREZ FENG L	0.09	24.15	50.69	(2) 3:41.43	
3	7	<b>ARG - ARGENTINA</b>				<b>3:49.62</b>	9.24
		DEFERRARI Nicolas	0.68	27.42	57.73	(3) 57.73	
		MORELLI Gabriel Osvaldo	0.30	29.43	1:03.79	(3) 2:01.52	
		BUSCAGLIA Guido Alejandro	0.32	25.34	54.45	(3) 2:55.97	
		SERRA Joaquin	0.07	24.69	53.65	(3) 3:49.62	
4	2	<b>CHN - CHINA</b>				<b>3:57.63</b>	17.25
		LI Xiaochen	0.67	29.94	1:02.73	(4) 1:02.73	
		CHEN Hongrui	0.37	29.90	1:05.03	(4) 2:07.76	
		MU Xingxu	0.16	26.04	57.49	(4) 3:05.25	
		YANG Xianhe	0.31	24.96	52.38	(4) 3:57.63	
4		<b>NGR - NIGERIA</b>				<b>DNS</b>	
6		<b>ALG - ALGERIA</b>				<b>DNS</b>	



## RESULTS

比賽成績

	Record	NUSF (Relay)	Location	Date
WR	3:27.28	USA-UNITED STATES	ROME (ITA)	02 AUG 2009
UR	3:32.80	JPN-JAPAN	BELGRADE (SRB)	11 JUL 2009

### Heat 2 of 5

Rank	Lane	NUSF Name	R.T.	50m	100m	Time	Time Behind
1	4	<b>AUS - AUSTRALIA</b>				<b>3:39.73</b>	
		TREFFERS Benjamin Mark	0.75	26.35	54.57	(1) 54.57	
		MILLIGAN Alex Stewart Da	0.32	28.93	1:02.30	(1) 1:56.87	
		MCCARTHY Brayden Noel Do	0.21	23.97	53.34	(1) 2:50.21	
		STOCKWELL William Thomas	0.04	23.25	49.52	(1) 3:39.73	
2	8	<b>SGP - SINGAPORE</b>				<b>4:05.27</b>	25.54
		HO Wei Ming	0.79	30.60	1:05.81	(5) 1:05.81	
		LIM Kenneth Duan Le	0.38	30.17	1:06.41	(3) 2:12.22	
		LEE Zheng Kai	0.39	27.42	59.97	(3) 3:12.19	
		LIM Fang Yi	0.18	25.11	53.08	(2) 4:05.27	
3	3	<b>CHI - CHILE</b>				<b>4:05.47</b>	25.74
		PINTO MATTA Matias Antonio	0.87	30.60	1:03.39	(2) 1:03.39	
		GALVEZ ENGELS Jose Tomas	0.41	32.27	1:07.98	(2) 2:11.37	
		QUIROZ UTEAU Felipe Martin	0.39	27.95	1:00.61	(2) 3:11.98	
		VARAS SOLER Carlos Andres	0.42	24.93	53.49	(3) 4:05.47	
4	7	<b>PHI - PHILIPPINES</b>				<b>4:14.94</b>	35.21
		PUYO Arian Neil	0.79	30.41	1:03.48	(3) 1:03.48	
		MAGBAG Drew Benett	0.42	34.34	1:12.75	(4) 2:16.23	
		SOLITA Jux Keaton	0.57	29.33	1:01.94	(4) 3:18.17	
		PUPOS Martin Jacob	0.42	26.80	56.77	(4) 4:14.94	
5	2	<b>LBN - LEBANON</b>				<b>4:16.90</b>	37.17
		WAKED Maroun	0.85	31.06	1:04.02	(4) 1:04.02	
		SOUAIBY Anthony	0.40	32.32	1:12.48	(5) 2:16.50	
		ASSI Sherif	0.40	27.87	1:02.13	(5) 3:18.63	
		GHOSN Anthony	0.82	28.31	58.27	(5) 4:16.90	
6	1	<b>OMA - OMAN</b>				<b>4:28.09</b>	48.36
		AL QASMI Aiman Talib Nas	0.74	33.18	1:09.35	(6) 1:09.35	
		AL HABSI Mohammed Nasib	0.62	39.37	1:17.65	(6) 2:27.00	
		AL HARRASI Nidhal Sulaiman	0.49	29.11	1:03.65	(6) 3:30.65	
		AL QASMI Naif Munir Ibra	0.70	26.79	57.44	(6) 4:28.09	
5		<b>LAT - LATVIA</b>				<b>DNS</b>	
		FELDBERGS Girts					
		BOBROVS Daniils					
		MASKALENKO Nikolajs					
		FELDBERGS Valts					
6		<b>PAR - PARAGUAY</b>				<b>DNS</b>	



## RESULTS

比賽成績

	Record	NUSF (Relay)	Location	Date
WR	3:27.28	USA-UNITED STATES	ROME (ITA)	02 AUG 2009
UR	3:32.80	JPN-JAPAN	BELGRADE (SRB)	11 JUL 2009

### Heat 3 of 5

Rank	Lane	NUSF Name	R.T.	50m	100m	Time	Time Behind
1	3	<b>TPE - CHINESE TAIPEI</b>				<b>3:43.47</b>	
		WANG Yu Lian	0.59	27.46	57.08	(3) 57.08	
		LEE Hsuan Yen	0.31	29.08	1:02.44	(3) 1:59.52	
		CHU Chen Ping	0.40	25.33	53.77	(2) 2:53.29	
		LIN Chien Liang	0.54	23.82	50.18	(1) 3:43.47	
2	6	<b>KOR - REPUBLIC OF KOREA</b>				<b>3:44.08</b>	0.61
		WON Youngjun	0.78	27.50	56.73	(2) 56.73	
		KIM Jaeyoun	0.29	28.82	1:02.05	(2) 1:58.78	
		LEE Tae Gu	0.42	25.42	54.36	(1) 2:53.14	
		HEO Wonseo	0.23	24.29	50.94	(2) 3:44.08	
3	4	<b>RSA - SOUTH AFRICA</b>				<b>3:45.00</b>	1.53
		BINEDELL Martin Christia	0.80	27.44	56.64	(1) 56.64	
		BASSON Alaric Bennedic	0.51	29.64	1:03.28	(5) 1:59.92	
		COETZEE Ryan	0.28	24.79	55.36	(5) 2:55.28	
		BROWN Devon Myles Wil	0.33	23.75	49.72	(3) 3:45.00	
4	7	<b>AUT - AUSTRIA</b>				<b>3:45.70</b>	2.23
		REITSHAMMER Bernhard	0.84	27.37	57.19	(4) 57.19	
		DIETRICH Johannes	0.21	29.31	1:02.56	(4) 1:59.75	
		SUBARSKY Sascha Michel	0.23	25.03	55.30	(3) 2:55.05	
		KNABL Alexander	0.25	24.46	50.65	(4) 3:45.70	
5	5	<b>HKG - HONG KONG, CHINA</b>				<b>3:45.77</b>	2.30
		LAU Shiu Yue	0.75	27.76	57.98	(6) 57.98	
		TO Kenneth King Him	0.22	28.53	1:02.24	(6) 2:00.22	
		NG Chun Nam Derick	0.24	25.32	54.87	(4) 2:55.09	
		WONG Chen Ho Jeremy	0.17	23.98	50.68	(5) 3:45.77	
6	2	<b>SUI - SWITZERLAND</b>				<b>3:45.80</b>	2.33
		LIESS Thomas	0.79	28.01	57.62	(5) 57.62	
		KASER Yannick	0.25	27.90	1:00.19	(1) 1:57.81	
		SIDLER Christian	0.32	26.34	57.55	(6) 2:55.36	
		MOZZINI VELLEN Andrea Vittorin	0.13	23.59	50.44	(6) 3:45.80	
7	1	<b>EST - ESTONIA</b>				<b>3:52.80</b>	9.33
		GUSSEV Andrei	0.82	27.63	58.13	(7) 58.13	
		KASEMETS Ayrton	0.32	30.46	1:06.03	(7) 2:04.16	
		GOLD Joshua Maurice	0.32	25.78	56.39	(7) 3:00.55	
		UETT Hendrik	0.35	24.79	52.25	(7) 3:52.80	
8		<b>FIN - FINLAND</b>				<b>DNS</b>	



## RESULTS

比賽成績

	Record	NUSF (Relay)	Location	Date
WR	3:27.28	USA-UNITED STATES	ROME (ITA)	02 AUG 2009
UR	3:32.80	JPN-JAPAN	BELGRADE (SRB)	11 JUL 2009

### Heat 4 of 5

Rank	Lane	NUSF Name	R.T.	50m	100m	Time	Time Behind
1	2	<b>LTU - LITHUANIA</b>				<b>3:37.51</b>	
		RAPSYS Danas	0.68	26.25	54.30	(1) 54.30	
		SIDLAUSKAS Andrius	0.22	27.24	59.43	(1) 1:53.73	
		DUSKINAS Tadas	0.20	24.32	53.97	(1) 2:47.70	
		STRAZDAS Povilas	-0.03	23.36	49.81	(1) 3:37.51	
2	7	<b>IRL - IRELAND</b>				<b>3:37.54</b>	0.03
		RYAN Shane Patrick	0.79	26.16	54.97	(3) 54.97	
		GREENE Darragh	0.14	27.74	1:00.89	(3) 1:55.86	
		HYLAND Brendan	0.23	24.26	52.59	(2) 2:48.45	
		SLOAN Jordan Ross	0.27	23.20	49.09	(2) 3:37.54	
3	5	<b>POL - POLAND</b>				<b>3:38.34</b>	0.83
		POLEWKA Tomasz	0.84	26.91	55.73	(4) 55.73	
		STOLARSKI Marcin Tomasz	0.26	28.79	1:01.26	(6) 1:56.99	
		POPRAWA Michal Adam	0.23	24.65	52.57	(5) 2:49.56	
		MAJCHRZAK Kacper Krystian	0.33	23.30	48.78	(3) 3:38.34	
4	4	<b>RUS - RUSSIAN FEDERATION</b>				<b>3:38.69</b>	1.18
		SHABASOV Andrei	0.88	26.82	54.93	(2) 54.93	
		DORINOV Mikhail	0.18	28.26	1:01.29	(4) 1:56.22	
		KUDASHEV Aleksandr	0.36	24.94	53.10	(4) 2:49.32	
		KOROLEV Nikita	0.43	23.90	49.37	(4) 3:38.69	
5	3	<b>BLR - BELARUS</b>				<b>3:39.32</b>	1.81
		TSMYH Mikita	0.62	26.74	55.78	(5) 55.78	
		SHYMANOVICH Ilya	0.21	27.26	59.79	(2) 1:55.57	
		DODALEU Yahor	0.11	24.11	53.19	(3) 2:48.76	
		KRASOCHKA Viktor	0.45	24.34	50.56	(5) 3:39.32	
6	6	<b>SWE - SWEDEN</b>				<b>3:41.21</b>	3.70
		FREDRIKSSON Dag Petter	0.93	26.99	56.11	(6) 56.11	
		SKAGIUS Erik Johannes	0.43	27.94	1:00.85	(5) 1:56.96	
		BJOERK Jesper Lars	0.22	24.60	53.49	(6) 2:50.45	
		PETTERSSON Axel Lennart Vi	0.21	23.54	50.76	(6) 3:41.21	
7	1	<b>GER - GERMANY</b>				<b>3:42.40</b>	4.89
		WEDEL Kevin	0.89	27.79	57.82	(8) 57.82	
		SCHWINGENSCHLOEGL Fabian	0.20	28.13	1:01.28	(7) 1:59.10	
		KUNERT Alexander Rolf	0.25	24.50	53.37	(7) 2:52.47	
		OSWALD Maximilian Ludw	0.18	22.90	49.93	(7) 3:42.40	
8	8	<b>NZL - NEW ZEALAND</b>				<b>3:44.92</b>	7.41
		MAIN Bayley Heath Pe	0.67	27.13	56.85	(7) 56.85	
		SCHRODER George Liam	0.27	29.03	1:02.77	(8) 1:59.62	
		COETZEE Corneille Gerha	0.19	25.52	54.89	(8) 2:54.51	
		WEIR Julian Andrew	0.16	23.82	50.41	(8) 3:44.92	



## RESULTS

比賽成績

	Record	NUSF (Relay)	Location	Date
WR	3:27.28	USA-UNITED STATES	ROME (ITA)	02 AUG 2009
UR	3:32.80	JPN-JAPAN	BELGRADE (SRB)	11 JUL 2009

### Heat 5 of 5

Rank	Lane	NUSF Name	R.T.	50m	100m	Time	Time Behind
1	2	<b>BRA - BRAZIL</b>				<b>3:37.46</b>	
		GOMES DE DEUS Leonardo	0.76	26.66	55.25	(4) 55.25	
		KAGE MONNI Felipe Hidekazu	0.17	28.26	1:01.36	(3) 1:56.61	
		MOREIRA LANZA Vinicius	0.31	24.09	52.21	(2) 2:48.82	
		SILVA SPAJARI Pedro Henrique	0.35	22.75	48.64	(1) 3:37.46	
2	3	<b>ITA - ITALY</b>				<b>3:37.96</b>	0.50
		MILLI Matteo	0.81	26.69	55.01	(3) 55.01	
		TONIATO Andrea	0.19	28.39	1:01.82	(4) 1:56.83	
		CARINI Giacomo	0.24	24.71	52.70	(4) 2:49.53	
		MIRESSI Alessandro	0.30	23.22	48.43	(2) 3:37.96	
3	4	<b>USA - UNITED STATES of AMERICA</b>				<b>3:38.39</b>	0.93
		DALE Taylor Lee	0.77	26.40	54.49	(1) 54.49	
		MONTAGUE Jacob Robert	0.29	28.65	1:01.75	(1) 1:56.24	
		HARTING Zachary Scott	0.18	24.59	52.84	(3) 2:49.08	
		ROONEY Maxime Pholien	0.31	23.83	49.31	(3) 3:38.39	
4	5	<b>JPN - JAPAN</b>				<b>3:39.22</b>	1.76
		UNO Shuhei	0.76	26.58	54.95	(2) 54.95	
		MURA Ryuya	0.27	29.42	1:01.32	(2) 1:56.27	
		HOROMURA Nao	0.16	24.29	52.29	(1) 2:48.56	
		MATSUMOTO Katsuhiko	0.25	24.17	50.66	(4) 3:39.22	
5	7	<b>CAN - CANADA</b>				<b>3:40.34</b>	2.88
		HILL Robert Graham	0.76	27.08	55.54	(5) 55.54	
		WALL Elijah Benjamin	0.18	28.68	1:02.04	(5) 1:57.58	
		BINNEMA Josiah James	0.10	24.43	53.06	(5) 2:50.64	
		THORMEYER Markus	0.39	23.65	49.70	(5) 3:40.34	
6	1	<b>ISR - ISRAEL</b>				<b>3:41.81</b>	4.35
		KOPELEV Jonatan Josef	0.75	26.09	55.80	(6) 55.80	
		GOLDFADEN Itay	0.28	28.45	1:02.42	(6) 1:58.22	
		SCHLESINGER Marcus John	0.34	23.69	53.41	(6) 2:51.63	
		GAMBURG David	0.16	23.00	50.18	(6) 3:41.81	
7	6	<b>GRE - GREECE</b>				<b>3:43.11</b>	5.65
		SPANOUKAKIS Georgios	0.76	27.05	55.85	(7) 55.85	
		CHRISTOU Apostolos	0.19	29.10	1:02.82	(7) 1:58.67	
		DIMITRIADIS Stefanos	0.47	25.10	53.84	(7) 2:52.51	
		KOLIOPOULOS Fotios	0.40	24.01	50.60	(7) 3:43.11	
8	8	<b>FRA - FRANCE</b>				<b>3:43.49</b>	6.03
		AVETAND Thomas, Valenti	0.60	27.04	56.13	(8) 56.13	
		VIQUERAT Antoine	0.24	29.31	1:03.51	(8) 1:59.64	
		PIJULET Paul, Samuel, J	0.15	24.19	53.49	(8) 2:53.13	
		DERACHE Alexandre	0.24	23.87	50.36	(8) 3:43.49	

<b>Legend:</b>						
DNS	Did not start	R.T.	Reaction time	UR	Universiade Record	WR World record



## RESULTS SUMMARY

成績總表

	Record	NUSF (Relay)	Location	Date
WR	3:27.28	USA-UNITED STATES	ROME (ITA)	02 AUG 2009
UR	3:32.80	JPN-JAPAN	BELGRADE (SRB)	11 JUL 2009

### Heats Event No. 40

Rank	Heat	Lane	NUSF Name	R.T.	50m	100m	Time	Time Behind
1	5	2	<b>BRA - BRAZIL</b>				<b>3:37.46</b>	Q
			GOMES DE DEUS Leonardo	0.76	26.66	55.25	(4) 55.25	
			KAGE MONNI Felipe Hidekazu	0.17	28.26	1:01.36	(3) 1:56.61	
			MOREIRA LANZA Vinicius	0.31	24.09	52.21	(2) 2:48.82	
			SILVA SPAJARI Pedro Henrique	0.35	22.75	48.64	(1) 3:37.46	
2	4	2	<b>LTU - LITHUANIA</b>				<b>3:37.51</b>	0.05 Q
			RAPSYS Danas	0.68	26.25	54.30	(1) 54.30	
			SIDLAUSKAS Andrius	0.22	27.24	59.43	(1) 1:53.73	
			DUSKINAS Tadas	0.20	24.32	53.97	(1) 2:47.70	
			STRAZDAS Povilas	-0.03	23.36	49.81	(1) 3:37.51	
3	4	7	<b>IRL - IRELAND</b>				<b>3:37.54</b>	0.08 Q
			RYAN Shane Patrick	0.79	26.16	54.97	(3) 54.97	
			GREENE Darragh	0.14	27.74	1:00.89	(3) 1:55.86	
			HYLAND Brendan	0.23	24.26	52.59	(2) 2:48.45	
			SLOAN Jordan Ross	0.27	23.20	49.09	(2) 3:37.54	
4	5	3	<b>ITA - ITALY</b>				<b>3:37.96</b>	0.50 Q
			MILLI Matteo	0.81	26.69	55.01	(3) 55.01	
			TONIATO Andrea	0.19	28.39	1:01.82	(4) 1:56.83	
			CARINI Giacomo	0.24	24.71	52.70	(4) 2:49.53	
			MIRESSI Alessandro	0.30	23.22	48.43	(2) 3:37.96	
5	4	5	<b>POL - POLAND</b>				<b>3:38.34</b>	0.88 Q
			POLEWKA Tomasz	0.84	26.91	55.73	(4) 55.73	
			STOLARSKI Marcin Tomasz	0.26	28.79	1:01.26	(6) 1:56.99	
			POPRAWA Michal Adam	0.23	24.65	52.57	(5) 2:49.56	
			MAJCHRZAK Kacper Krystian	0.33	23.30	48.78	(3) 3:38.34	
6	5	4	<b>USA - UNITED STATES of AMERICA</b>				<b>3:38.39</b>	0.93 Q
			DALE Taylor Lee	0.77	26.40	54.49	(1) 54.49	
			MONTAGUE Jacob Robert	0.29	28.65	1:01.75	(1) 1:56.24	
			HARTING Zachary Scott	0.18	24.59	52.84	(3) 2:49.08	
			ROONEY Maxime Pholien	0.31	23.83	49.31	(3) 3:38.39	
7	4	4	<b>RUS - RUSSIAN FEDERATION</b>				<b>3:38.69</b>	1.23 Q
			SHABASOV Andrei	0.88	26.82	54.93	(2) 54.93	
			DORINOV Mikhail	0.18	28.26	1:01.29	(4) 1:56.22	
			KUDASHEV Aleksandr	0.36	24.94	53.10	(4) 2:49.32	
			KOROLEV Nikita	0.43	23.90	49.37	(4) 3:38.69	
8	5	5	<b>JPN - JAPAN</b>				<b>3:39.22</b>	1.76 Q
			UNO Shuhei	0.76	26.58	54.95	(2) 54.95	
			MURA Ryuya	0.27	29.42	1:01.32	(2) 1:56.27	
			HOROMURA Nao	0.16	24.29	52.29	(1) 2:48.56	
			MATSUMOTO Katsuhiro	0.25	24.17	50.66	(4) 3:39.22	
9	4	3	<b>BLR - BELARUS</b>				<b>3:39.32</b>	1.86
			TSMYH Mikita	0.62	26.74	55.78	(5) 55.78	
			SHYMANOVICH Ilya	0.21	27.26	59.79	(2) 1:55.57	
			DODALEU Yahor	0.11	24.11	53.19	(3) 2:48.76	
			KRASOCHKA Viktor	0.45	24.34	50.56	(5) 3:39.32	
10	2	4	<b>AUS - AUSTRALIA</b>				<b>3:39.73</b>	2.27
			TREFFERS Benjamin Mark	0.75	26.35	54.57	(1) 54.57	
			MILLIGAN Alex Stewart Da	0.32	28.93	1:02.30	(1) 1:56.87	
			MCCARTHY Brayden Noel Do	0.21	23.97	53.34	(1) 2:50.21	
			STOCKWELL William Thomas	0.04	23.25	49.52	(1) 3:39.73	



## RESULTS SUMMARY

成績總表

	Record	NUSF (Relay)	Location	Date
WR	3:27.28	USA-UNITED STATES	ROME (ITA)	02 AUG 2009
UR	3:32.80	JPN-JAPAN	BELGRADE (SRB)	11 JUL 2009

### Heats

Rank	Heat	Lane	NUSF Name	R.T.	50m	100m	Time	Time Behind
11	5	7	<b>CAN - CANADA</b>				<b>3:40.34</b>	2.88
			HILL Robert Graham	0.76	27.08	55.54	(5) 55.54	
			WALL Elijah Benjamin	0.18	28.68	1:02.04	(5) 1:57.58	
			BINNEMA Josiah James	0.10	24.43	53.06	(5) 2:50.64	
			THORMEYER Markus	0.39	23.65	49.70	(5) 3:40.34	
12	1	3	<b>UKR - UKRAINE</b>				<b>3:40.38</b>	2.92
			HURNYTSKYI Dmytro	0.85	26.82	56.55	(1) 56.55	
			KARPENKO Oleksandr	0.45	28.98	1:03.14	(2) 1:59.69	
			IVANOV Oleksii	0.10	24.20	51.78	(2) 2:51.47	
			SHEVTSOV Serhii	0.25	22.89	48.91	(1) 3:40.38	
13	4	6	<b>SWE - SWEDEN</b>				<b>3:41.21</b>	3.75
			FREDRIKSSON Dag Petter	0.93	26.99	56.11	(6) 56.11	
			SKAGIUS Erik Johannes	0.43	27.94	1:00.85	(5) 1:56.96	
			BJOERK Jesper Lars	0.22	24.60	53.49	(6) 2:50.45	
			PETTERSSON Axel Lennart Vi	0.21	23.54	50.76	(6) 3:41.21	
14	1	5	<b>MEX - MEXICO</b>				<b>3:41.43</b>	3.97
			SONG AN Andy Xianyang	0.82	27.33	56.77	(2) 56.77	
			CASTILLO LUNA Mauro	0.13	28.28	1:00.92	(1) 1:57.69	
			GONZALEZ MEDINA Mateo	0.13	24.55	53.05	(1) 2:50.74	
			GUTIERREZ FENG L	0.09	24.15	50.69	(2) 3:41.43	
15	5	1	<b>ISR - ISRAEL</b>				<b>3:41.81</b>	4.35
			KOPELEV Jonatan Josef	0.75	26.09	55.80	(6) 55.80	
			GOLDFADEN Itay	0.28	28.45	1:02.42	(6) 1:58.22	
			SCHLESINGER Marcus John	0.34	23.69	53.41	(6) 2:51.63	
			GAMBURG David	0.16	23.00	50.18	(6) 3:41.81	
16	4	1	<b>GER - GERMANY</b>				<b>3:42.40</b>	4.94
			WEDEL Kevin	0.89	27.79	57.82	(8) 57.82	
			SCHWINGENSCHLOEGL Fabian	0.20	28.13	1:01.28	(7) 1:59.10	
			KUNERT Alexander Rolf	0.25	24.50	53.37	(7) 2:52.47	
			OSWALD Maximilian Ludw	0.18	22.90	49.93	(7) 3:42.40	
17	5	6	<b>GRE - GREECE</b>				<b>3:43.11</b>	5.65
			SPANOUKAKIS Georgios	0.76	27.05	55.85	(7) 55.85	
			CHRISTOU Apostolos	0.19	29.10	1:02.82	(7) 1:58.67	
			DIMITRIADIS Stefanos	0.47	25.10	53.84	(7) 2:52.51	
			KOLIOPOULOS Fotios	0.40	24.01	50.60	(7) 3:43.11	
18	3	3	<b>TPE - CHINESE TAIPEI</b>				<b>3:43.47</b>	6.01
			WANG Yu Lian	0.59	27.46	57.08	(3) 57.08	
			LEE Hsuan Yen	0.31	29.08	1:02.44	(3) 1:59.52	
			CHU Chen Ping	0.40	25.33	53.77	(2) 2:53.29	
			LIN Chien Liang	0.54	23.82	50.18	(1) 3:43.47	
19	5	8	<b>FRA - FRANCE</b>				<b>3:43.49</b>	6.03
			AVETAND Thomas, Valenti	0.60	27.04	56.13	(8) 56.13	
			VIQUERAT Antoine	0.24	29.31	1:03.51	(8) 1:59.64	
			PIJULET Paul, Samuel, J	0.15	24.19	53.49	(8) 2:53.13	
			DERACHE Alexandre	0.24	23.87	50.36	(8) 3:43.49	
20	3	6	<b>KOR - REPUBLIC OF KOREA</b>				<b>3:44.08</b>	6.62
			WON Youngjun	0.78	27.50	56.73	(2) 56.73	
			KIM Jaeyoun	0.29	28.82	1:02.05	(2) 1:58.78	
			LEE Tae Gu	0.42	25.42	54.36	(1) 2:53.14	
			HEO Wonseo	0.23	24.29	50.94	(2) 3:44.08	



## RESULTS SUMMARY

成績總表

	Record	NUSF (Relay)	Location	Date
WR	3:27.28	USA-UNITED STATES	ROME (ITA)	02 AUG 2009
UR	3:32.80	JPN-JAPAN	BELGRADE (SRB)	11 JUL 2009

### Heats

Rank	Heat	Lane	NUSF Name	R.T.	50m	100m	Time	Time Behind
21	4	8	<b>NZL - NEW ZEALAND</b>				<b>3:44.92</b>	7.46
			MAIN Bayley Heath Pe	0.67	27.13	56.85	(7) 56.85	
			SCHRODER George Liam	0.27	29.03	1:02.77	(8) 1:59.62	
			COETZEE Corneille Gerha	0.19	25.52	54.89	(8) 2:54.51	
			WEIR Julian Andrew	0.16	23.82	50.41	(8) 3:44.92	
22	3	4	<b>RSA - SOUTH AFRICA</b>				<b>3:45.00</b>	7.54
			BINEDELL Martin Christia	0.80	27.44	56.64	(1) 56.64	
			BASSON Alaric Bennedic	0.51	29.64	1:03.28	(5) 1:59.92	
			COETZEE Ryan	0.28	24.79	55.36	(5) 2:55.28	
			BROWN Devon Myles Wil	0.33	23.75	49.72	(3) 3:45.00	
23	3	7	<b>AUT - AUSTRIA</b>				<b>3:45.70</b>	8.24
			REITSHAMMER Bernhard	0.84	27.37	57.19	(4) 57.19	
			DIETRICH Johannes	0.21	29.31	1:02.56	(4) 1:59.75	
			SUBARSKY Sascha Michel	0.23	25.03	55.30	(3) 2:55.05	
			KNABL Alexander	0.25	24.46	50.65	(4) 3:45.70	
24	3	5	<b>HKG - HONG KONG, CHINA</b>				<b>3:45.77</b>	8.31
			LAU Shiu Yue	0.75	27.76	57.98	(6) 57.98	
			TO Kenneth King Him	0.22	28.53	1:02.24	(6) 2:00.22	
			NG Chun Nam Derick	0.24	25.32	54.87	(4) 2:55.09	
			WONG Chen Ho Jeremy	0.17	23.98	50.68	(5) 3:45.77	
25	3	2	<b>SUI - SWITZERLAND</b>				<b>3:45.80</b>	8.34
			LIESS Thomas	0.79	28.01	57.62	(5) 57.62	
			KASER Yannick	0.25	27.90	1:00.19	(1) 1:57.81	
			SIDLER Christian	0.32	26.34	57.55	(6) 2:55.36	
			MOZZINI VELLEN Andrea Vittorin	0.13	23.59	50.44	(6) 3:45.80	
26	1	7	<b>ARG - ARGENTINA</b>				<b>3:49.62</b>	12.16
			DEFERRARI Nicolas	0.68	27.42	57.73	(3) 57.73	
			MORELLI Gabriel Osvaldo	0.30	29.43	1:03.79	(3) 2:01.52	
			BUSCAGLIA Guido Alejandro	0.32	25.34	54.45	(3) 2:55.97	
			SERRA Joaquin	0.07	24.69	53.65	(3) 3:49.62	
27	3	1	<b>EST - ESTONIA</b>				<b>3:52.80</b>	15.34
			GUSSEV Andrei	0.82	27.63	58.13	(7) 58.13	
			KASEMETS Ayrton	0.32	30.46	1:06.03	(7) 2:04.16	
			GOLD Joshua Maurice	0.32	25.78	56.39	(7) 3:00.55	
			UETT Hendrik	0.35	24.79	52.25	(7) 3:52.80	
28	1	2	<b>CHN - CHINA</b>				<b>3:57.63</b>	20.17
			LI Xiaochen	0.67	29.94	1:02.73	(4) 1:02.73	
			CHEN Hongrui	0.37	29.90	1:05.03	(4) 2:07.76	
			MU Xingxu	0.16	26.04	57.49	(4) 3:05.25	
			YANG Xianhe	0.31	24.96	52.38	(4) 3:57.63	
29	2	8	<b>SGP - SINGAPORE</b>				<b>4:05.27</b>	27.81
			HO Wei Ming	0.79	30.60	1:05.81	(5) 1:05.81	
			LIM Kenneth Duan Le	0.38	30.17	1:06.41	(3) 2:12.22	
			LEE Zheng Kai	0.39	27.42	59.97	(3) 3:12.19	
			LIM Fang Yi	0.18	25.11	53.08	(2) 4:05.27	
30	2	3	<b>CHI - CHILE</b>				<b>4:05.47</b>	28.01
			PINTO MATTA Matias Antonio	0.87	30.60	1:03.39	(2) 1:03.39	
			GALVEZ ENGELS Jose Tomas	0.41	32.27	1:07.98	(2) 2:11.37	
			QUIROZ UTEAU Felipe Martin	0.39	27.95	1:00.61	(2) 3:11.98	
			VARAS SOLER Carlos Andres	0.42	24.93	53.49	(3) 4:05.47	



## RESULTS SUMMARY

成績總表

	Record	NUSF (Relay)	Location	Date
WR	3:27.28	USA-UNITED STATES	ROME (ITA)	02 AUG 2009
UR	3:32.80	JPN-JAPAN	BELGRADE (SRB)	11 JUL 2009

### Heats

Rank	Heat	Lane	NUSF Name	R.T.	50m	100m	Time	Time Behind
31	2	7	<b>PHI - PHILIPPINES</b>				<b>4:14.94</b>	37.48
			PUYO Arian Neil	0.79	30.41	1:03.48	(3) 1:03.48	
			MAGBAG Drew Benett	0.42	34.34	1:12.75	(4) 2:16.23	
			SOLITA Jux Keaton	0.57	29.33	1:01.94	(4) 3:18.17	
			PUPOS Martin Jacob	0.42	26.80	56.77	(4) 4:14.94	
32	2	2	<b>LBN - LEBANON</b>				<b>4:16.90</b>	39.44
			WAKED Maroun	0.85	31.06	1:04.02	(4) 1:04.02	
			SOUAIBY Anthony	0.40	32.32	1:12.48	(5) 2:16.50	
			ASSI Sherif	0.40	27.87	1:02.13	(5) 3:18.63	
			GHOSN Anthony	0.82	28.31	58.27	(5) 4:16.90	
33	2	1	<b>OMA - OMAN</b>				<b>4:28.09</b>	50.63
			AL QASMI Aiman Talib Nas	0.74	33.18	1:09.35	(6) 1:09.35	
			AL HABSI Mohammed Nasib	0.62	39.37	1:17.65	(6) 2:27.00	
			AL HARRASI Nidhal Sulaiman	0.49	29.11	1:03.65	(6) 3:30.65	
			AL QASMI Naif Munir Ibra	0.70	26.79	57.44	(6) 4:28.09	
	1	6	<b>ALG - ALGERIA</b>				<b>DNS</b>	
	1	4	<b>NGR - NIGERIA</b>				<b>DNS</b>	
	2	6	<b>PAR - PARAGUAY</b>				<b>DNS</b>	
	2	5	<b>LAT - LATVIA</b>				<b>DNS</b>	
			FELDBERGS Girts					
			BOBROVS Daniils					
			MASKALENKO Nikolajs					
			FELDBERGS Valts					
	3	8	<b>FIN - FINLAND</b>				<b>DNS</b>	

#### Legend:

DNS	Did not start	Q	Classified Final	R.T.	Reaction time	UR	Universiade Record
WR	World record						



# RESULT BOOK

29TH Summer Universiade Taipei 2017



## Swimming

Men's 4x200m Freestyle  
Relay





## MEDALLISTS RELAY

獎牌得主

Medal	NUSF	Name
GOLD	JPN - Japan	MATSUMOTO Katsuhiko SAKATA Reo KOBORI Yuki HAGINO Kosuke
SILVER	USA - United States of America	D'ARRIGO Andrea Mitchell ROONEY Maxime Pholien SHOULTS Grant Myers ROBERTS Jonathan Richar
BRONZE	RUS - Russian Federation	ANDRUSENKO Viacheslav STEPANOV Elisei MAKSUMOV Ernest VEKOVISHCHEV Mikhail



## START LIST

出賽名單

	Record	NUSF (Relay)	Location	Date
<b>WR</b>	6:58.55	USA-UNITED STATES	ROME (ITA)	31 JUL 2009
<b>UR</b>	7:05.49	RUS-RUSSIAN FEDERATION	KAZAN (RUS)	15 JUL 2013

Final

Event No. 36

Lane	NUSF	Name	Date of Birth	Qualifying Time	Time	Rank
1	TPE - CHINESE TAIPEI	AN Ting Yao	26 AUG 1997	7:24.82		
		WANG Yu Lian	6 SEP 1994			
		HUANG Yen Hsin	12 SEP 1995			
		WANG Hsing Hao	5 JUN 1999			
2	FRA - FRANCE	ATSU Jonathan, Koffi	27 SEP 1996	7:22.19		
		BOURELLY Lorys, Yann, Gerb	27 MAY 1992			
		DERACHE Alexandre	3 MAY 1998			
		FUCHS Roman	14 JAN 1998			
3	USA - UNITED STATES of AMERICA	D'ARRIGO Andrea Mitchell	28 APR 1995	7:19.25		
		ROONEY Maxime Pholien	16 APR 1998			
		SHOULTS Grant Myers	6 JUN 1997			
		ROBERTS Jonathan Richar	8 SEP 1995			
4	JPN - JAPAN	MATSUMOTO Katsuhiko	28 FEB 1997	7:16.90		
		SAKATA Reo	1 FEB 1996			
		KOBORI Yuki	25 NOV 1993			
		HAGINO Kosuke	15 AUG 1994			
5	ITA - ITALY	MEGLI Filippo	10 MAY 1997	7:19.08		
		DI GIORGIO Alex	28 JUL 1990			
		LOMBINI Fabio	30 MAR 1998			
		PROIETTI COLONNA Alessio	7 MAY 1998			
6	RUS - RUSSIAN FEDERATION	ANDRUSENKO Viacheslav	14 MAY 1992	7:19.29		
		STEPANOV Elisei	6 JUN 1997			
		MAKSUMOV Ernest	2 JAN 1997			
		VEKOVISHCHEV Mikhail	5 AUG 1998			
7	CAN - CANADA	BAGSHAW Jeremy Soong Ji	21 APR 1992	7:23.29		
		THORMEYER Markus	25 AUG 1997			
		COTE Tristan	14 DEC 1995			
		REILLY Luke Patrick	23 NOV 1995			
8	POL - POLAND	WYSOCZYNSKI Mateusz Marek	22 MAR 1993	7:25.34		
		BUGDOL Rafal Jozef	2 OCT 1995			
		POPRAWA Michal Adam	2 NOV 1994			
		MAJCHRZAK Kacper Krystian	22 SEP 1992			

Reserves

NUSF	Name	Date of Birth	Qualifying Time	Time	Rank
SWE - SWEDEN			7:25.36		
KOR - REPUBLIC of KOREA			7:31.10		

**Note:**

Consult competition schedule in INFO for heat start times

**Legend:**

**UR** Universiade Record      **WR** World record



## START LIST

出賽名單

	Record	NUSF (Relay)	Location	Date
<b>WR</b>	6:58.55	USA-UNITED STATES	ROME (ITA)	31 JUL 2009
<b>UR</b>	7:05.49	RUS-RUSSIAN FEDERATION	KAZAN (RUS)	15 JUL 2013

Heat 1 of 3

Event No. 36

Lane	NUSF	Name	Date of Birth	Qualifying Time	Time	Rank
2	LBN - LEBANON					
3	AUS - AUSTRALIA			7:45.08		
4	MEX - MEXICO	IGA CESAR Jorge Andres GUTIERREZ FENG L RAMIREZ JUAREZ Ramiro SONG AN Andy Xianyang	12 JAN 1997 23 FEB 1995 26 AUG 1990 20 AUG 1998	7:38.51		
5	HKG - HONG KONG, CHINA	CHAN Chun Hei CHEUNG Kin Tat Kent HO Tin Long NG Yan Kin	23 AUG 1996 24 NOV 1992 24 APR 1997 25 JUL 1997	7:44.24		
6	PHI - PHILIPPINES	SOLITA Jux Keaton CHENG Nathan Anthony DE LAYOLA David SOGUILON Kobe	14 SEP 1997 9 OCT 1998 18 DEC 1998 2 OCT 1999	8:20.00		



## START LIST

出賽名單

	Record	NUSF (Relay)	Location	Date
<b>WR</b>	6:58.55	USA-UNITED STATES	ROME (ITA)	31 JUL 2009
<b>UR</b>	7:05.49	RUS-RUSSIAN FEDERATION	KAZAN (RUS)	15 JUL 2013

### Heat 2 of 3

Lane	NUSF	Name	Date of Birth	Qualifying Time	Time	Rank
1	SUI - SWITZERLAND	MOZZINI VELLEN Andrea Vittorin	26 OCT 1998	7:30.00		
		LIESS Thomas	18 JAN 1995			
		SIDLER Christian	27 AUG 1991			
		KASER Yannick	3 JUL 1992			
2	CZE - CZECH REPUBLIC	HAVRANEK Tomas	13 JUN 1994	7:20.00		
		MOSER Josef	21 JUL 1997			
		SEFL Jan	10 MAY 1990			
		MICKA Jan	15 JAN 1995			
3	BRA - BRAZIL	CARER ROCCO Giuliano	18 APR 1993	7:17.90		
		RIBEIRO DE SOUZA Felipe	19 FEB 1998			
		SILVA SPAJARI Pedro Henrique	18 FEB 1997			
		GOMES DE DEUS Leonardo	18 JAN 1991			
4	JPN - JAPAN	SAKATA Reo	1 FEB 1996	7:03.50		
		SUYAMA Shuhei	7 JUN 1996			
		MATSUMOTO Katsuhiko	28 FEB 1997			
		SETO Daiya	24 MAY 1994			
5	ITA - ITALY	LOMBINI Fabio	30 MAR 1998	7:10.00		
		DI GIORGIO Alex	28 JUL 1990			
		PROIETTI COLONNA Alessio	7 MAY 1998			
		MEGLI Filippo	10 MAY 1997			
6	POL - POLAND	WYSOCZYNSKI Mateusz Marek	22 MAR 1993	7:19.00		
		BUGDOL Rafal Jozef	2 OCT 1995			
		GOZDZIK Damian Jacek	20 SEP 1995			
		MAJCHRZAK Kacper Krystian	22 SEP 1992			
7	KOR - REPUBLIC OF KOREA	HEO Wonseo	4 JAN 1996	7:24.66		
		KIM Jaewoo	15 OCT 1995			
		CHOI Minwoo	27 APR 1991			
		LEE Tae Gu	27 JUL 1998			
8	RSA - SOUTH AFRICA	BROWN Devon Myles Wil	21 MAY 1992	7:38.13		
		RAS Ruan	27 DEC 1996			
		BASSON Alaric Bennedic	16 FEB 1996			
		FAIR Neil	13 JAN 1997			



## START LIST

出賽名單

	Record	NUSF (Relay)	Location	Date
<b>WR</b>	6:58.55	USA-UNITED STATES	ROME (ITA)	31 JUL 2009
<b>UR</b>	7:05.49	RUS-RUSSIAN FEDERATION	KAZAN (RUS)	15 JUL 2013

### Heat 3 of 3

Lane	NUSF	Name	Date of Birth	Qualifying Time	Time	Rank
1	NZL - NEW ZEALAND	HUTCHINS Matthew Taylor	19 SEP 1994	7:28.73		
		MAIN Bayley Heath Pe	14 MAR 1997			
		MINCHAM Michael James M	1 JUL 1996			
		WEIR Julian Andrew	1 MAR 1996			
2	CAN - CANADA	BAGSHAW Jeremy Soong Ji	21 APR 1992	7:19.47		
		THORMEYER Markus	25 AUG 1997			
		COTE Tristan	14 DEC 1995			
		REILLY Luke Patrick	23 NOV 1995			
3	FRA - FRANCE	ATSU Jonathan, Koffi	27 SEP 1996	7:17.16		
		BOURELLY Lorys, Yann, Gerb	27 MAY 1992			
		DERACHE Alexandre	3 MAY 1998			
		SALVAN Hadrien, Martin	10 JUL 1997			
4	USA - UNITED STATES of AMERICA	SANDERS Grant Laurence	1 AUG 1997	7:00.66		
		NAKAMURA LITHERL K	24 AUG 1995			
		KATZ Austin Matthew	19 MAR 1999			
		D'ARRIGO Andrea Mitchell	28 APR 1995			
5	RUS - RUSSIAN FEDERATION	MAKSUMOV Ernest	2 JAN 1997	7:05.80		
		KUDASHEV Aleksandr	5 DEC 1995			
		FEDOROV Aleksandr	6 SEP 1994			
		STEPANOV Elisei	6 JUN 1997			
6	SWE - SWEDEN	PAULSSON Adam Lennart	14 MAR 1995	7:18.00		
		ELIASSON Karl Isak Valde	22 JAN 1996			
		HOLMSTROEM Karl Jonas	23 OCT 1992			
		BJOERK Jesper Lars	5 DEC 1993			
7	TPE - CHINESE TAIPEI	AN Ting Yao	26 AUG 1997	7:23.00		
		WANG Yu Lian	6 SEP 1994			
		HUANG Yen Hsin	12 SEP 1995			
		WANG Hsing Hao	5 JUN 1999			
8	EST - ESTONIA	UETT Hendrik	2 JUL 1998	7:33.18		
		PAAVO Sander	27 AUG 1998			
		GOLD Joshua Maurice	28 OCT 1996			
		GUSSEV Andrei	11 JUL 1997			

**Note:**

Consult competition schedule in INFO for heat start times

**Legend:**

**UR** Universiade Record      **WR** World record



## RESULTS

比賽成績

	Record	NUSF (Relay)	Location	Date
WR	6:58.55	USA-UNITED STATES	ROME (ITA)	31 JUL 2009
UR	7:05.49	RUS-RUSSIAN FEDERATION	KAZAN (RUS)	15 JUL 2013

Heat 1 of 3

Event No. 36

Rank	Lane	NUSF Name	R.T.	50m	100m	150m	200m	Time	Time Behind
1	4	<b>MEX - MEXICO</b>						<b>7:39.33</b>	
		IGA CESAR Jorge Andres	0.73	26.22	54.72	1:23.57	1:51.92	(1) 1:51.92	
		GUTIERREZ FENG L	0.33	25.50	54.81	1:25.23	1:56.03	(1) 3:47.95	
		RAMIREZ JUAREZ Ramiro	0.33	26.71	55.81	1:25.58	1:55.12	(1) 5:43.07	
		SONG AN Andy Xianyang	0.25	26.83	56.31	1:26.29	1:56.26	(1) 7:39.33	
2	5	<b>HKG - HONG KONG, CHINA</b>						<b>7:55.74</b>	16.41
		CHAN Chun Hei	0.71	26.54	55.34	1:25.65	1:55.83	(2) 1:55.83	
		CHEUNG Kin Tat Kent	0.24	26.14	55.61	1:25.92	1:56.38	(2) 3:52.21	
		HO Tin Long	0.03	27.40	58.61	1:30.76	2:02.22	(2) 5:54.43	
		NG Yan Kin	0.50	26.84	57.53	1:29.49	2:01.31	(2) 7:55.74	
3	6	<b>PHI - PHILIPPINES</b>						<b>9:28.62</b>	1:49.29
		SOLITA Jux Keaton	0.80	28.61	59.89	1:32.09	2:04.06	(3) 2:04.06	
		CHENG Nathan Anthony	0.52	31.06	1:08.19	1:48.43	2:30.48	(3) 4:34.54	
		DE LAYOLA David	0.32	33.28	1:12.60	1:52.66	2:29.30	(3) 7:03.84	
		SOGUILON Kobe	0.52	30.83	1:06.87	1:45.36	2:24.78	(3) 9:28.62	
2		<b>LBN - LEBANON</b>						<b>DNS</b>	
3		<b>AUS - AUSTRALIA</b>						<b>DNS</b>	



MEN'S 4X200M FREESTYLE RELAY

男子4X200公尺 自由式接力

HEATS

RESULTS

比賽成績

	Record	NUSF (Relay)	Location	Date
WR	6:58.55	USA-UNITED STATES	ROME (ITA)	31 JUL 2009
UR	7:05.49	RUS-RUSSIAN FEDERATION	KAZAN (RUS)	15 JUL 2013

Heat 2 of 3

Rank	Lane	NUSF Name	R.T.	50m	100m	150m	200m	Time	Time Behind
1	4	<b>JPN - JAPAN</b>						<b>7:16.90</b>	
		SAKATA Reo	0.68	25.57	53.47	1:21.97	1:49.52	(2) 1:49.52	
		SUYAMA Shuhei	0.30	24.77	52.37	1:20.47	1:48.41	(1) 3:37.93	
		MATSUMOTO Katsuhiko	0.16	24.38	51.99	1:20.26	1:48.51	(1) 5:26.44	
		SETO Daiya	0.29	24.76	52.75	1:21.47	1:50.46	(1) 7:16.90	
2	5	<b>ITA - ITALY</b>						<b>7:19.08</b>	2.18
		LOMBINI Fabio	0.68	26.19	54.01	1:22.00	1:49.90	(3) 1:49.90	
		DI GIORGIO Alex	0.34	25.34	53.19	1:21.88	1:50.30	(3) 3:40.20	
		PROIETTI COLONNA Alessio	0.15	24.88	52.26	1:20.86	1:49.43	(2) 5:29.63	
		MEGLI Filippo	0.21	24.08	51.52	1:20.17	1:49.45	(2) 7:19.08	
3	6	<b>POL - POLAND</b>						<b>7:25.34</b>	8.44
		WYSOCZYNSKI Mateusz Marek	0.69	25.37	53.26	1:21.92	1:51.49	(6) 1:51.49	
		BUGDOL Rafal Jozef	0.09	24.86	52.39	1:21.32	1:50.15	(5) 3:41.64	
		GOZDZIK Damian Jacek	0.46	24.99	54.02	1:24.40	1:54.36	(3) 5:36.00	
		MAJCHRZAK Kacper Krystian	0.20	24.98	52.90	1:21.25	1:49.34	(3) 7:25.34	
4	7	<b>KOR - REPUBLIC of KOREA</b>						<b>7:31.10</b>	14.20
		HEO Wonseo	0.65	25.70	53.57	1:22.09	1:51.26	(5) 1:51.26	
		KIM Jaewoo	0.25	25.47	53.75	1:23.67	1:52.31	(6) 3:43.57	
		CHOI Minwoo	0.39	25.79	54.73	1:24.43	1:53.96	(6) 5:37.53	
		LEE Tae Gu	0.45	26.28	55.52	1:25.07	1:53.57	(4) 7:31.10	
5	8	<b>RSA - SOUTH AFRICA</b>						<b>7:31.54</b>	14.64
		BROWN Devon Myles Wil	0.66	25.04	51.87	1:19.85	1:48.30	(1) 1:48.30	
		RAS Ruan	0.37	25.62	53.58	1:22.84	1:51.59	(2) 3:39.89	
		BASSON Alaric Bennedic	0.51	25.97	55.38	1:25.95	1:56.79	(5) 5:36.68	
		FAIR Neil	0.33	25.69	54.73	1:24.50	1:54.86	(5) 7:31.54	
6	1	<b>SUI - SWITZERLAND</b>						<b>7:35.02</b>	18.12
		MOZZINI VELLEN Andrea Vittorin	0.73	26.42	54.90	1:23.85	1:52.72	(8) 1:52.72	
		LIESS Thomas	0.22	25.55	54.31	1:23.34	1:52.61	(7) 3:45.33	
		SIDLER Christian	0.28	26.78	56.59	1:26.82	1:55.68	(7) 5:41.01	
		KASER Yannick	0.34	26.10	54.95	1:24.62	1:54.01	(6) 7:35.02	
7	2	<b>CZE - CZECH REPUBLIC</b>						<b>7:36.09</b>	19.19
		HAVRANEK Tomas	0.78	25.85	53.57	1:22.27	1:52.21	(7) 1:52.21	
		MOSER Josef	0.25	25.35	53.67	1:23.30	1:53.51	(8) 3:45.72	
		SEFL Jan	0.15	25.88	54.86	1:25.73	1:56.40	(8) 5:42.12	
		MICKA Jan	0.37	26.11	55.48	1:25.10	1:53.97	(7) 7:36.09	
3		<b>BRA - BRAZIL</b>						<b>DSQ</b>	
		CARER ROCCO Giuliano	0.61	26.10	54.21	1:22.69	1:51.04	(4) 1:51.04	
		RIBEIRO DE SOUZA Felipe	0.31	25.00	52.71	1:21.23	1:50.48	(4) 3:41.52	
		SILVA SPAJARI Pedro Henrique	-0.11						
		GOMES DE DEUS Leonardo							



RESULTS

比賽成績

	Record	NUSF (Relay)	Location	Date
WR	6:58.55	USA-UNITED STATES	ROME (ITA)	31 JUL 2009
UR	7:05.49	RUS-RUSSIAN FEDERATION	KAZAN (RUS)	15 JUL 2013

Heat 3 of 3

Rank	Lane	NUSF Name	R.T.	50m	100m	150m	200m	Time	Time Behind
1	4	<b>USA - UNITED STATES of AMERICA</b>						<b>7:19.25</b>	
		SANDERS Grant Laurence	0.81	26.19	54.75	1:23.53	1:52.19	(7) 1:52.19	
		NAKAMURA LITHERL K	0.27	25.25	52.65	1:20.75	1:50.11	(5) 3:42.30	
		KATZ Austin Matthew	0.32	25.18	52.86	1:20.88	1:48.78	(3) 5:31.08	
		D'ARRIGO Andrea Mitchell	0.26	25.21	52.52	1:20.37	1:48.17	(1) 7:19.25	
2	5	<b>RUS - RUSSIAN FEDERATION</b>						<b>7:19.29</b>	0.04
		MAKSUMOV Ernest	0.76	26.03	54.19	1:22.83	1:50.34	(4) 1:50.34	
		KUDASHEV Aleksandr	0.28	25.21	53.36	1:21.86	1:49.84	(2) 3:40.18	
		FEDOROV Aleksandr	0.23	24.87	52.24	1:20.73	1:49.94	(1) 5:30.12	
		STEPANOV Elisei	0.35	24.73	51.98	1:20.39	1:49.17	(7) 7:19.29	
3	3	<b>FRA - FRANCE</b>						<b>7:22.19</b>	2.94
		ATSU Jonathan, Koffi	0.65	26.40	54.61	1:22.70	1:50.08	(2) 1:50.08	
		BOURELLY Lorys, Yann, Gerb	0.38	25.22	52.78	1:21.66	1:49.91	(1) 3:39.99	
		DERACHE Alexandre	0.17	24.85	52.65	1:22.03	1:50.80	(2) 5:30.79	
		SALVAN Hadrien, Martin	0.35	25.85	53.63	1:22.67	1:51.40	(3) 7:22.19	
4	2	<b>CAN - CANADA</b>						<b>7:23.29</b>	4.04
		BAGSHAW Jeremy Soong Ji	0.63	26.31	54.09	1:22.29	1:50.31	(3) 1:50.31	
		THORMEYER Markus	0.40	25.66	53.87	1:22.12	1:50.54	(3) 3:40.85	
		COTE Tristan	0.27	25.76	53.86	1:22.41	1:51.25	(4) 5:32.10	
		REILLY Luke Patrick	0.37	24.93	53.12	1:22.36	1:51.19	(4) 7:23.29	
5	7	<b>TPE - CHINESE TAIPEI</b>						<b>7:24.82</b>	5.57
		AN Ting Yao	0.71	26.33	54.25	1:22.74	1:51.18	(5) 1:51.18	
		WANG Yu Lian	0.41	25.47	53.29	1:22.57	1:51.45	(6) 3:42.63	
		HUANG Yen Hsin	0.23	25.85	53.95	1:22.85	1:51.29	(6) 5:33.92	
		WANG Hsing Hao	0.35	25.58	53.34	1:21.83	1:50.90	(5) 7:24.82	
6	6	<b>SWE - SWEDEN</b>						<b>7:25.36</b>	6.11
		PAULSSON Adam Lennart	0.71	25.97	53.82	1:21.74	1:49.42	(1) 1:49.42	
		ELIASSON Karl Isak Valde	0.17	25.39	53.58	1:22.70	1:51.58	(4) 3:41.00	
		HOLMSTROEM Karl Jonas	0.25	25.94	54.15	1:23.12	1:52.62	(5) 5:33.62	
		BJOERK Jesper Lars	0.14	25.50	53.58	1:22.66	1:51.74	(6) 7:25.36	
7	1	<b>NZL - NEW ZEALAND</b>						<b>7:37.46</b>	18.21
		HUTCHINS Matthew Taylor	0.76	26.18	54.62	1:22.78	1:51.33	(6) 1:51.33	
		MAIN Bayley Heath Pe	0.39	25.39	54.26	1:24.44	1:56.25	(7) 3:47.58	
		MINCHAM Michael James M	0.42	26.33	55.02	1:24.88	1:54.44	(7) 5:42.02	
		WEIR Julian Andrew	0.31	25.42	54.26	1:24.35	1:55.44	(7) 7:37.46	
8	8	<b>EST - ESTONIA</b>						<b>8:06.23</b>	46.98
		UETT Hendrik	0.71	26.73	57.14	1:28.53	1:58.44	(8) 1:58.44	
		PAAVO Sander	0.23	26.48	57.02	1:29.35	2:01.17	(8) 3:59.61	
		GOLD Joshua Maurice	0.36	27.86	59.94	1:33.16	2:05.94	(8) 6:05.55	
		GUSSEV Andrei	0.23	26.56	57.78	1:29.15	2:00.68	(8) 8:06.23	

<b>Legend:</b>							
DNS	Did not start	DSQ	Disqualified	R.T.	Reaction time	UR	Universiade Record
WR	World record						



RESULTS SUMMARY

成績總表

	Record	NUSF (Relay)	Location	Date
WR	6:58.55	USA-UNITED STATES	ROME (ITA)	31 JUL 2009
UR	7:05.49	RUS-RUSSIAN FEDERATION	KAZAN (RUS)	15 JUL 2013

Heats										Event No. 36
Rank	Heat	Lane	NUSF Name	R.T.	50m	100m	150m	200m	Time	Time Behind
1	2	4	<b>JPN - JAPAN</b>						<b>7:16.90</b>	Q
			SAKATA Reo	0.68	25.57	53.47	1:21.97	1:49.52	(2) 1:49.52	
			SUYAMA Shuhei	0.30	24.77	52.37	1:20.47	1:48.41	(1) 3:37.93	
			MATSUMOTO Katsuhiko	0.16	24.38	51.99	1:20.26	1:48.51	(1) 5:26.44	
			SETO Daiya	0.29	24.76	52.75	1:21.47	1:50.46	(1) 7:16.90	
2	2	5	<b>ITA - ITALY</b>						<b>7:19.08</b>	2.18 Q
			LOMBINI Fabio	0.68	26.19	54.01	1:22.00	1:49.90	(3) 1:49.90	
			DI GIORGIO Alex	0.34	25.34	53.19	1:21.88	1:50.30	(3) 3:40.20	
			PROIETTI COLONNA Alessio	0.15	24.88	52.26	1:20.86	1:49.43	(2) 5:29.63	
			MEGLI Filippo	0.21	24.08	51.52	1:20.17	1:49.45	(2) 7:19.08	
3	3	4	<b>USA - UNITED STATES of AMERICA</b>						<b>7:19.25</b>	2.35 Q
			SANDERS Grant Laurence	0.81	26.19	54.75	1:23.53	1:52.19	(7) 1:52.19	
			NAKAMURA LITHERL K	0.27	25.25	52.65	1:20.75	1:50.11	(5) 3:42.30	
			KATZ Austin Matthew	0.32	25.18	52.86	1:20.88	1:48.78	(3) 5:31.08	
			D'ARRIGO Andrea Mitchell	0.26	25.21	52.52	1:20.37	1:48.17	(1) 7:19.25	
4	3	5	<b>RUS - RUSSIAN FEDERATION</b>						<b>7:19.29</b>	2.39 Q
			MAKSUMOV Ernest	0.76	26.03	54.19	1:22.83	1:50.34	(4) 1:50.34	
			KUDASHEV Aleksandr	0.28	25.21	53.36	1:21.86	1:49.84	(2) 3:40.18	
			FEDOROV Aleksandr	0.23	24.87	52.24	1:20.73	1:49.94	(1) 5:30.12	
			STEPANOV Elisei	0.35	24.73	51.98	1:20.39	1:49.17	(2) 7:19.29	
5	3	3	<b>FRA - FRANCE</b>						<b>7:22.19</b>	5.29 Q
			ATSU Jonathan, Koffi	0.65	26.40	54.61	1:22.70	1:50.08	(2) 1:50.08	
			BOURELLY Lorys, Yann, Gerb	0.38	25.22	52.78	1:21.66	1:49.91	(1) 3:39.99	
			DERACHE Alexandre	0.17	24.85	52.65	1:22.03	1:50.80	(2) 5:30.79	
			SALVAN Hadrien, Martin	0.35	25.85	53.63	1:22.67	1:51.40	(3) 7:22.19	
6	3	2	<b>CAN - CANADA</b>						<b>7:23.29</b>	6.39 Q
			BAGSHAW Jeremy Soong Ji	0.63	26.31	54.09	1:22.29	1:50.31	(3) 1:50.31	
			THORMEYER Markus	0.40	25.66	53.87	1:22.12	1:50.54	(3) 3:40.85	
			COTE Tristan	0.27	25.76	53.86	1:22.41	1:51.25	(4) 5:32.10	
			REILLY Luke Patrick	0.37	24.93	53.12	1:22.36	1:51.19	(4) 7:23.29	
7	3	7	<b>TPE - CHINESE TAIPEI</b>						<b>7:24.82</b>	7.92 Q
			AN Ting Yao	0.71	26.33	54.25	1:22.74	1:51.18	(5) 1:51.18	
			WANG Yu Lian	0.41	25.47	53.29	1:22.57	1:51.45	(6) 3:42.63	
			HUANG Yen Hsin	0.23	25.85	53.95	1:22.85	1:51.29	(6) 5:33.92	
			WANG Hsing Hao	0.35	25.58	53.34	1:21.83	1:50.90	(5) 7:24.82	
8	2	6	<b>POL - POLAND</b>						<b>7:25.34</b>	8.44 Q
			WYSOCZYNSKI Mateusz Marek	0.69	25.37	53.26	1:21.92	1:51.49	(6) 1:51.49	
			BUGDOL Rafal Jozef	0.09	24.86	52.39	1:21.32	1:50.15	(5) 3:41.64	
			GOZDZIK Damian Jacek	0.46	24.99	54.02	1:24.40	1:54.36	(3) 5:36.00	
			MAJCHRZAK Kacper Krystian	0.20	24.98	52.90	1:21.25	1:49.34	(3) 7:25.34	
9	3	6	<b>SWE - SWEDEN</b>						<b>7:25.36</b>	8.46
			PAULSSON Adam Lennart	0.71	25.97	53.82	1:21.74	1:49.42	(1) 1:49.42	
			ELIASSON Karl Isak Valde	0.17	25.39	53.58	1:22.70	1:51.58	(4) 3:41.00	
			HOLMSTROEM Karl Jonas	0.25	25.94	54.15	1:23.12	1:52.62	(5) 5:33.62	
			BJOERK Jesper Lars	0.14	25.50	53.58	1:22.66	1:51.74	(6) 7:25.36	
10	2	7	<b>KOR - REPUBLIC of KOREA</b>						<b>7:31.10</b>	14.20
			HEO Wonseo	0.65	25.70	53.57	1:22.09	1:51.26	(5) 1:51.26	
			KIM Jaewoo	0.25	25.47	53.75	1:23.67	1:52.31	(6) 3:43.57	
			CHOI Minwoo	0.39	25.79	54.73	1:24.43	1:53.96	(6) 5:37.53	
			LEE Tae Gu	0.45	26.28	55.52	1:25.07	1:53.57	(4) 7:31.10	



## RESULTS SUMMARY

成績總表

	Record	NUSF (Relay)	Location	Date
WR	6:58.55	USA-UNITED STATES	ROME (ITA)	31 JUL 2009
UR	7:05.49	RUS-RUSSIAN FEDERATION	KAZAN (RUS)	15 JUL 2013

### Heats

Rank	Heat	Lane	NUSF Name	R.T.	50m	100m	150m	200m	Time	Time Behind
11	2	8	<b>RSA - SOUTH AFRICA</b>						<b>7:31.54</b>	14.64
			BROWN Devon Myles Wil	0.66	25.04	51.87	1:19.85	1:48.30	(1) 1:48.30	
			RAS Ruan	0.37	25.62	53.58	1:22.84	1:51.59	(2) 3:39.89	
			BASSON Alaric Bennedic	0.51	25.97	55.38	1:25.95	1:56.79	(5) 5:36.68	
			FAIR Neil	0.33	25.69	54.73	1:24.50	1:54.86	(5) 7:31.54	
12	2	1	<b>SUI - SWITZERLAND</b>						<b>7:35.02</b>	18.12
			MOZZINI VELLEN Andrea Vittorin	0.73	26.42	54.90	1:23.85	1:52.72	(8) 1:52.72	
			LIESS Thomas	0.22	25.55	54.31	1:23.34	1:52.61	(7) 3:45.33	
			SIDLER Christian	0.28	26.78	56.59	1:26.82	1:55.68	(7) 5:41.01	
			KASER Yannick	0.34	26.10	54.95	1:24.62	1:54.01	(6) 7:35.02	
13	2	2	<b>CZE - CZECH REPUBLIC</b>						<b>7:36.09</b>	19.19
			HAVRANEK Tomas	0.78	25.85	53.57	1:22.27	1:52.21	(7) 1:52.21	
			MOSER Josef	0.25	25.35	53.67	1:23.30	1:53.51	(8) 3:45.72	
			SEFL Jan	0.15	25.88	54.86	1:25.73	1:56.40	(8) 5:42.12	
			MICKA Jan	0.37	26.11	55.48	1:25.10	1:53.97	(7) 7:36.09	
14	3	1	<b>NZL - NEW ZEALAND</b>						<b>7:37.46</b>	20.56
			HUTCHINS Matthew Taylor	0.76	26.18	54.62	1:22.78	1:51.33	(6) 1:51.33	
			MAIN Bayley Heath Pe	0.39	25.39	54.26	1:24.44	1:56.25	(7) 3:47.58	
			MINCHAM Michael James M	0.42	26.33	55.02	1:24.88	1:54.44	(7) 5:42.02	
			WEIR Julian Andrew	0.31	25.42	54.26	1:24.35	1:55.44	(7) 7:37.46	
15	1	4	<b>MEX - MEXICO</b>						<b>7:39.33</b>	22.43
			IGA CESAR Jorge Andres	0.73	26.22	54.72	1:23.57	1:51.92	(1) 1:51.92	
			GUTIERREZ FENG L	0.33	25.50	54.81	1:25.23	1:56.03	(1) 3:47.95	
			RAMIREZ JUAREZ Ramiro	0.33	26.71	55.81	1:25.58	1:55.12	(1) 5:43.07	
			SONG AN Andy Xianyang	0.25	26.83	56.31	1:26.29	1:56.26	(1) 7:39.33	
16	1	5	<b>HKG - HONG KONG, CHINA</b>						<b>7:55.74</b>	38.84
			CHAN Chun Hei	0.71	26.54	55.34	1:25.65	1:55.83	(2) 1:55.83	
			CHEUNG Kin Tat Kent	0.24	26.14	55.61	1:25.92	1:56.38	(2) 3:52.21	
			HO Tin Long	0.03	27.40	58.61	1:30.76	2:02.22	(2) 5:54.43	
			NG Yan Kin	0.50	26.84	57.53	1:29.49	2:01.31	(2) 7:55.74	
17	3	8	<b>EST - ESTONIA</b>						<b>8:06.23</b>	49.33
			UETT Hendrik	0.71	26.73	57.14	1:28.53	1:58.44	(8) 1:58.44	
			PAAVO Sander	0.23	26.48	57.02	1:29.35	2:01.17	(8) 3:59.61	
			GOLD Joshua Maurice	0.36	27.86	59.94	1:33.16	2:05.94	(8) 6:05.55	
			GUSSEV Andrei	0.23	26.56	57.78	1:29.15	2:00.68	(8) 8:06.23	
18	1	6	<b>PHI - PHILIPPINES</b>						<b>9:28.62</b>	2:11.72
			SOLITA Jux Keaton	0.80	28.61	59.89	1:32.09	2:04.06	(3) 2:04.06	
			CHENG Nathan Anthony	0.52	31.06	1:08.19	1:48.43	2:30.48	(3) 4:34.54	
			DE LAYOLA David	0.32	33.28	1:12.60	1:52.66	2:29.30	(3) 7:03.84	
			SOGUILON Kobe	0.52	30.83	1:06.87	1:45.36	2:24.78	(3) 9:28.62	
	2	3	<b>BRA - BRAZIL</b>						<b>DSQ</b>	
			CARER ROCCO Giuliano	0.61	26.10	54.21	1:22.69	1:51.04	(4) 1:51.04	
			RIBEIRO DE SOUZA Felipe	0.31	25.00	52.71	1:21.23	1:50.48	(4) 3:41.52	
			SILVA SPAJARI Pedro Henrique	-0.11						
	1	2	<b>LBN - LEBANON</b>						<b>DNS</b>	



## RESULTS SUMMARY

成績總表

	Record	NUSF (Relay)	Location	Date
WR	6:58.55	USA-UNITED STATES	ROME (ITA)	31 JUL 2009
UR	7:05.49	RUS-RUSSIAN FEDERATION	KAZAN (RUS)	15 JUL 2013

### Heats

Rank	Heat	Lane	NUSF Name	R.T.	50m	100m	150m	200m	Time	Time Behind
	1	3	AUS - AUSTRALIA						DNS	

#### Legend:

DNS	Did not start	DSQ	Disqualified	Q	Classified Final	R.T.	Reaction time
UR	Universiade Record	WR	World record				



# RESULT BOOK

29TH Summer Universiade Taipei 2017



## Swimming

Men's 50m Backstroke





## MEDALLISTS

獎牌得主

Medal	Name	NUSF
GOLD	RYAN Shane Patrick	IRL - Ireland
SILVER	RESS Justin Andrew	USA - United States of America
BRONZE	WON Youngjun	KOR - Republic of Korea



## START LIST

出場名單

	Record	Name	NUSF Code	Location	Date
WR	24.04	TANCOCK LIAM	GBR	ROME (ITA)	02 AUG 2009
UR	24.63	KUGA JUNYA	JPN	BELGRADE (SRB)	08 JUL 2009

### Final

Event No. 19

Lane	Name	NUSF Code	Date of Birth	Qualifying Time	Time	Rank
1	DALE Taylor Lee	USA	29 DEC 1994	25.22		
2	RESS Justin Andrew	USA	03 AUG 1997	25.19		
3	POLEWKA Tomasz	POL	05 AUG 1994	25.11		
4	RYAN Shane Patrick	IRL	27 JAN 1994	24.97		
5	ULYANOV Nikita	RUS	09 FEB 1994	25.11		
6	WON Youngjun	KOR	08 JAN 1998	25.13		
7	CHRISTOU Apostolos	GRE	01 NOV 1996	25.20		
8	TREFFERS Benjamin Mark	AUS	15 AUG 1991	25.34		

### Reserves

Name	NUSF Code	Date of Birth	Qualifying Time	Time	Rank
STASELOVICH Viktor	BLR	28 MAY 1994	25.40		
KOPELEV Jonatan Josef	ISR	01 OCT 1991	25.42		

#### Note:

Consult competition schedule in INFO for heat start times

#### Legend:

UR Universiade Record      WR World record



## START LIST

出場名單

	Record	Name	NUSF Code	Location	Date
WR	24.04	TANCOCK LIAM	GBR	ROME (ITA)	02 AUG 2009
UR	24.63	KUGA JUNYA	JPN	BELGRADE (SRB)	08 JUL 2009

### Heat 1 of 8

Event No. 19

Lane	Name	NUSF Code	Date of Birth	Qualifying Time	Time	Rank
1	LATT Daniil	EST	19 AUG 1998	33.36		
2	GODBLESS Joseph	NGR	24 DEC 1996	32.33		
3	SOGUILON Kobe	PHI	02 OCT 1999	31.00		
4	YALUK FLORES Alfredo Jose	PAR	25 SEP 1998	29.76		
5	ODUNI Amukali Evans	NGR	15 MAR 1990	30.61		
6	WEERAMUNI Kalana	SRI	15 FEB 1995	31.30		
7	NAIMEE Murtaza	AFG	04 APR 1995	33.06		
8	AL MASROORI Salim Khamis Ju	OMA	24 FEB 1993	43.55		

### Heat 2 of 8

Lane	Name	NUSF Code	Date of Birth	Qualifying Time	Time	Rank
1	SIDLER Christian	SUI	27 AUG 1991	28.44		
2	WAKED Maroun	LBN	07 APR 1995	28.05		
3	MITSUMASU TOYOFUKO Daniel	PER	11 MAY 1994	27.17		
4	FAIR Neil	RSA	13 JAN 1997	27.00		
5	RAUTALIN Jaakko Tapio	FIN	29 AUG 1989	27.14		
6	GUSSEV Andrei	EST	11 JUL 1997	27.28		
7	CHIANCONE STANHAM Pedro	URU	20 JUL 1997	28.19		
8	PUYO Arian Neil	PHI	06 APR 1998	28.95		

### Heat 3 of 8

Lane	Name	NUSF Code	Date of Birth	Qualifying Time	Time	Rank
1	LAU Shiu Yue	HKG	20 JUL 1997	26.92		
2	ABOUB Nassim	ALG	06 SEP 1996	26.80		
3	CHANG Kuo Chi	TPE	13 DEC 1992	26.44		
4	BUSCAGLIA Guido Alejandro	ARG	08 OCT 1996	26.38		
5	CHANG Hou Chi	TPE	28 OCT 1997	26.43		
6	JIMMIE Clayton Mark Br	RSA	10 JUL 1995	26.78		
7	SONG AN Andy Xianyang	MEX	20 AUG 1998	26.91		
8	MARKKANEN Janne Markus	FIN	12 MAY 1994	26.94		



## START LIST

出場名單

	Record	Name	NUSF Code	Location	Date
WR	24.04	TANCOCK LIAM	GBR	ROME (ITA)	02 AUG 2009
UR	24.63	KUGA JUNYA	JPN	BELGRADE (SRB)	08 JUL 2009

### Heat 4 of 8

Lane	Name	NUSF Code	Date of Birth	Qualifying Time	Time	Rank
1	UNO Shuhei	JPN	25 OCT 1997	26.24		
2	BENBARA Mehdi Nazim	ALG	31 AUG 1998	26.18		
3	KASKABAY Adil	KAZ	13 MAY 1998	26.16		
4	LOPES Gabriel	POR	15 MAY 1997	26.13		
5	FELDBERGS Girts	LAT	17 FEB 1993	26.15		
6	COETZEE Corneille Gerha	NZL	17 OCT 1994	26.17		
7	REITSHAMMER Bernhard	AUT	17 JUN 1994	26.19		
8	MC EVOY Rory Purcell	IRL	19 MAR 1998	26.34		

### Heat 5 of 8

Lane	Name	NUSF Code	Date of Birth	Qualifying Time	Time	Rank
1	DEFERRARI Nicolas	ARG	16 APR 1998	26.02		
2	MAIN Bayley Heath Pe	NZL	14 MAR 1997	25.94		
3	MALKA Oren	ISR	26 DEC 1995	25.85		
4	HOCKIN BRUSQUETTI Charles Daniel	PAR	04 NOV 1989	25.66		
5	HURNYSKYI Dmytro	UKR	24 OCT 1994	25.70		
6	CESPEDES ECHEVERRI David	COL	29 MAR 1994	25.86		
7	CHEPISHEVSKI Gorazd	MKD	16 MAR 1993	25.97		
8	PETTERSSON Axel Lennart Vi	SWE	18 DEC 1995	26.05		

### Heat 6 of 8

Lane	Name	NUSF Code	Date of Birth	Qualifying Time	Time	Rank
1	BUGDOL Rafal Jozef	POL	02 OCT 1995	25.49		
2	HOEKFELT Gustav Goeran V	SWE	30 AUG 1994	25.34		
3	KASIAN Bohdan	UKR	14 DEC 1997	25.17		
4	POLEWKA Tomasz	POL	05 AUG 1994	24.71		
5	CHRISTOU Apostolos	GRE	01 NOV 1996	24.97		
6	MILLI Matteo	ITA	22 APR 1989	25.21		
7	DIAS MASSE BASSETO Guilherme	BRA	12 MAR 1997	25.38		
8	SZENTES Bence	HUN	29 MAR 1996	25.62		



## START LIST

出場名單

	Record	Name	NUSF Code	Location	Date
<b>WR</b>	24.04	TANCOCK LIAM	GBR	ROME (ITA)	02 AUG 2009
<b>UR</b>	24.63	KUGA JUNYA	JPN	BELGRADE (SRB)	08 JUL 2009

### Heat 7 of 8

Lane	Name	NUSF Code	Date of Birth	Qualifying Time	Time	Rank
1	ARBUZOV Andrey	RUS	29 OCT 1989	25.49		
2	BONACCHI Niccolo	ITA	01 NOV 1994	25.29		
3	TSMYH Mikita	BLR	15 APR 1997	25.01		
4	KOPELEV Jonatan Josef	ISR	01 OCT 1991	24.60		
5	DALE Taylor Lee	USA	29 DEC 1994	24.93		
6	STASELOVICH Viktor	BLR	28 MAY 1994	25.19		
7	DE SOUZA MARTINS Henrique	BRA	14 NOV 1991	25.37		
8	BALOG Gabor	HUN	02 SEP 1990	25.56		

### Heat 8 of 8

Lane	Name	NUSF Code	Date of Birth	Qualifying Time	Time	Rank
1	NAKAO Shunichi	JPN	23 NOV 1995	25.45		
2	WON Youngjun	KOR	08 JAN 1998	25.29		
3	RYAN Shane Patrick	IRL	27 JAN 1994	24.98		
4	RESS Justin Andrew	USA	03 AUG 1997	24.41		
5	TREFFERS Benjamin Mark	AUS	15 AUG 1991	24.90		
6	ULYANOV Nikita	RUS	09 FEB 1994	25.18		
7	SPANOUidakis Georgios	GRE	05 AUG 1994	25.36		
8	STANKEVICIUS Gytis	LTU	30 JUL 1994	25.51		

**Note:**

Consult competition schedule in INFO for heat start times

**Legend:**

**UR** Universiade Record      **WR** World record



## RESULTS

比賽成績

	Record	Name	NUSF Code	Location	Date
WR	24.04	TANCOCK LIAM	GBR	ROME (ITA)	02 AUG 2009
UR	24.63	KUGA JUNYA	JPN	BELGRADE (SRB)	08 JUL 2009

### Heat 1 of 8

Event No. 19

Rank	Lane	Name	NUSF Code	R.T.	Time	Time Behind
1	4	YALUK FLORES Alfredo Jose	PAR	0.88	30.32	
2	6	WEERAMUNI Kalana	SRI	0.73	30.59	0.27
3	1	LATT Daniil	EST	0.78	32.47	2.15
4	8	AL MASROORI S	OMA	0.82	33.02	2.70
5	3	SOGUILON Kobe	PHI	0.74	33.70	3.38
6	7	NAIMEE Murtaza	AFG	0.90	45.75	15.43
	2	GODBLESS Joseph	NGR		DNS	
	5	ODUNI Amukali Evans	NGR		DNS	

### Heat 2 of 8

Rank	Lane	Name	NUSF Code	R.T.	Time	Time Behind
1	6	GUSSEV Andrei	EST	0.83	26.75	
2	4	FAIR Neil	RSA	0.92	27.17	0.42
3	5	RAUTALIN Jaakko Tapio	FIN	0.57	27.56	0.81
4	3	MITSUMASU TOYOFU D	PER	0.68	27.93	1.18
5	1	SIDLER Christian	SUI	0.66	28.13	1.38
5	7	CHIANCONE STANHAM Pedro	URU	0.90	28.13	1.38
7	2	WAKED Maroun	LBN	0.72	28.91	2.16
7	8	PUYO Arian Neil	PHI	0.79	28.91	2.16

### Heat 3 of 8

Rank	Lane	Name	NUSF Code	R.T.	Time	Time Behind
1	4	BUSCAGLIA Guido Alejandro	ARG	0.82	26.34	
2	7	SONG AN Andy Xianyang	MEX	0.82	26.58	0.24
3	1	LAU Shiu Yue	HKG	0.62	26.63	0.29
4	5	CHANG Hou Chi	TPE	0.84	26.72	0.38
5	6	JIMMIE Clayton Mark Br	RSA	0.86	26.78	0.44
6	3	CHANG Kuo Chi	TPE	0.96	27.00	0.66
7	8	MARKKANEN Janne Markus	FIN	0.68	27.05	0.71
8	2	ABOUB Nassim	ALG	0.82	28.20	1.86

### Heat 4 of 8

Rank	Lane	Name	NUSF Code	R.T.	Time	Time Behind
1	1	UNO Shuhei	JPN	0.56	25.53	
2	3	KASKABAY Adil	KAZ	0.80	26.30	0.77
3	7	REITSHAMMER Bernhard	AUT	0.83	26.41	0.88
4	5	FELDBERGS Girts	LAT	0.83	26.48	0.95
5	6	COETZEE Corneille Gerha	NZL	0.83	26.51	0.98
6	4	LOPES Gabriel	POR	0.84	26.57	1.04
7	8	MC EVOY Rory Purcell	IRL	0.80	26.96	1.43
	2	BENBARA Mehdi Nazim	ALG		DNS	



## RESULTS

比賽成績

Record	Name	NUSF Code	Location	Date
WR	24.04 TANCOCK LIAM	GBR	ROME (ITA)	02 AUG 2009
UR	24.63 KUGA JUNYA	JPN	BELGRADE (SRB)	08 JUL 2009

### Heat 5 of 8

Rank	Lane	Name	NUSF Code	R.T.	Time	Time Behind
1	5	HURNYTSKYI Dmytro	UKR	0.76	25.46	
2	4	HOCKIN BRUSQUETT C	PAR	0.63	25.73	0.27
3	2	MAIN Bayley Heath Pe	NZL	0.77	26.14	0.68
4	1	DEFERRARI Nicolas	ARG	0.65	26.38	0.92
5	8	PETTERSSON Axel Lennart Vi	SWE	0.78	26.56	1.10
6	6	CESPEDES ECHEVERRI David	COL	0.86	26.73	1.27
7	3	MALKA Oren	ISR	0.67	26.80	1.34
8	7	CHEPISHEVSKI Gorazd	MKD	0.74	28.16	2.70

### Heat 6 of 8

Rank	Lane	Name	NUSF Code	R.T.	Time	Time Behind
1	4	POLEWKA Tomasz	POL	0.78	25.25	
2	5	CHRISTOU Apostolos	GRE	0.77	25.27	0.02
3	6	MILLI Matteo	ITA	0.68	25.59	0.34
4	7	DIAS MASSE BASSE G	BRA	0.75	25.91	0.66
5	2	HOEKFELT Gustav Goeran V	SWE	0.75	25.92	0.67
6	1	BUGDOL Rafal Jozef	POL	0.64	26.06	0.81
7	3	KASIAN Bohdan	UKR	0.71	26.18	0.93
8	8	SZENTES Bence	HUN	0.78	26.24	0.99

### Heat 7 of 8

Rank	Lane	Name	NUSF Code	R.T.	Time	Time Behind
1	3	TSMYH Mikita	BLR	0.82	25.17	
1	4	KOPELEV Jonatan Josef	ISR	0.78	25.17	
3	5	DALE Taylor Lee	USA	0.71	25.32	0.15
4	2	BONACCHI Niccolo	ITA	0.75	25.50	0.33
5	6	STASELOVICH Viktor	BLR	0.75	25.53	0.36
6	8	BALOG Gabor	HUN	0.63	25.75	0.58
7	1	ARBUZOV Andrey	RUS	0.61	25.85	0.68
8	7	DE SOUZA MARTINS Henrique	BRA	0.83	25.86	0.69

### Heat 8 of 8

Rank	Lane	Name	NUSF Code	R.T.	Time	Time Behind
1	4	RESS Justin Andrew	USA	0.93	25.10	
2	3	RYAN Shane Patrick	IRL	0.78	25.12	0.02
3	5	TREFFERS Benjamin Mark	AUS	0.71	25.38	0.28
4	6	ULYANOV Nikita	RUS	0.64	25.44	0.34
5	2	WON Youngjun	KOR	0.73	25.61	0.51
6	8	STANKEVICIUS Gytis	LTU	0.77	26.00	0.90
7	7	SPANODAKIS Georgios	GRE	0.78	26.09	0.99
	1	NAKAO Shunichi	JPN		DNS	

<b>Legend:</b>	DNS	Did not start	R.T.	Reaction time	UR	Universiade Record	WR	World record
----------------	-----	---------------	------	---------------	----	--------------------	----	--------------



## RESULTS SUMMARY

成績總表

	Record	Name	NUSF Code	Location	Date
WR	24.04	TANCOCK LIAM	GBR	ROME (ITA)	02 AUG 2009
UR	24.63	KUGA JUNYA	JPN	BELGRADE (SRB)	08 JUL 2009

Heats Event No. 19

Rank	Heat	Lane	Name	NUSF Code	R.T.	Time	Time Behind
1	8	4	RESS Justin Andrew	USA	0.93	25.10	Q
2	8	3	RYAN Shane Patrick	IRL	0.78	25.12	0.02 Q
3	7	3	TSMYH Mikita	BLR	0.82	25.17	0.07 Q
3	7	4	KOPELEV Jonatan Josef	ISR	0.78	25.17	0.07 Q
5	6	4	POLEWKA Tomasz	POL	0.78	25.25	0.15 Q
6	6	5	CHRISTOU Apostolos	GRE	0.77	25.27	0.17 Q
7	7	5	DALE Taylor Lee	USA	0.71	25.32	0.22 Q
8	8	5	TREFFERS Benjamin Mark	AUS	0.71	25.38	0.28 Q
9	8	6	ULYANOV Nikita	RUS	0.64	25.44	0.34 Q
10	5	5	HURNYTSKYI Dmytro	UKR	0.76	25.46	0.36 Q
11	7	2	BONACCHI Niccolo	ITA	0.75	25.50	0.40 Q
12	4	1	UNO Shuhei	JPN	0.56	25.53	0.43 Q
12	7	6	STASELOVICH Viktor	BLR	0.75	25.53	0.43 Q
14	6	6	MILLI Matteo	ITA	0.68	25.59	0.49 Q
15	8	2	WON Youngjun	KOR	0.73	25.61	0.51 Q
16	5	4	HOCKIN BRUSQUETT C	PAR	0.63	25.73	0.63 Q
17	7	8	BALOG Gabor	HUN	0.63	25.75	0.65
18	7	1	ARBUZOV Andrey	RUS	0.61	25.85	0.75
19	7	7	DE SOUZA MARTINS Henrique	BRA	0.83	25.86	0.76
20	6	7	DIAS MASSE BASSE G	BRA	0.75	25.91	0.81
21	6	2	HOEKFELT Gustav Goeran V	SWE	0.75	25.92	0.82
22	8	8	STANKEVICIUS Gytis	LTU	0.77	26.00	0.90
23	6	1	BUGDOL Rafal Jozef	POL	0.64	26.06	0.96
24	8	7	SPANOUidakis Georgios	GRE	0.78	26.09	0.99
25	5	2	MAIN Bayley Heath Pe	NZL	0.77	26.14	1.04
26	6	3	KASIAN Bohdan	UKR	0.71	26.18	1.08
27	6	8	SZENTES Bence	HUN	0.78	26.24	1.14
28	4	3	KASKABAY Adil	KAZ	0.80	26.30	1.20
29	3	4	BUSCAGLIA Guido Alejandro	ARG	0.82	26.34	1.24
30	5	1	DEFERRARI Nicolas	ARG	0.65	26.38	1.28
31	4	7	REITSHAMMER Bernhard	AUT	0.83	26.41	1.31
32	4	5	FELDBERGS Girts	LAT	0.83	26.48	1.38
33	4	6	COETZEE Corneille Gerha	NZL	0.83	26.51	1.41
34	5	8	PETTERSSON Axel Lennart Vi	SWE	0.78	26.56	1.46
35	4	4	LOPES Gabriel	POR	0.84	26.57	1.47
36	3	7	SONG AN Andy Xianyang	MEX	0.82	26.58	1.48
37	3	1	LAU Shiu Yue	HKG	0.62	26.63	1.53
38	3	5	CHANG Hou Chi	TPE	0.84	26.72	1.62
39	5	6	CESPEDES ECHEVERRI David	COL	0.86	26.73	1.63
40	2	6	GUSSEV Andrei	EST	0.83	26.75	1.65
41	3	6	JIMMIE Clayton Mark Br	RSA	0.86	26.78	1.68
42	5	3	MALKA Oren	ISR	0.67	26.80	1.70
43	4	8	MC EVOY Rory Purcell	IRL	0.80	26.96	1.86
44	3	3	CHANG Kuo Chi	TPE	0.96	27.00	1.90
45	3	8	MARKKANEN Janne Markus	FIN	0.68	27.05	1.95
46	2	4	FAIR Neil	RSA	0.92	27.17	2.07
47	2	5	RAUTALIN Jaakko Tapio	FIN	0.57	27.56	2.46
48	2	3	MITSUMASU TOYOFU D	PER	0.68	27.93	2.83
49	2	1	SIDLER Christian	SUI	0.66	28.13	3.03
49	2	7	CHIANCONE STANHAM Pedro	URU	0.90	28.13	3.03
51	5	7	CHEPISHEVSKI Gorazd	MKD	0.74	28.16	3.06



## RESULTS SUMMARY

成績總表

	Record	Name	NUSF Code	Location	Date
<b>WR</b>	24.04	TANCOCK LIAM	GBR	ROME (ITA)	02 AUG 2009
<b>UR</b>	24.63	KUGA JUNYA	JPN	BELGRADE (SRB)	08 JUL 2009

### Heats

Rank	Heat	Lane	Name	NUSF Code	R.T.	Time	Time Behind
52	3	2	ABOUB Nassim	ALG	0.82	<b>28.20</b>	3.10
53	2	2	WAKED Maroun	LBN	0.72	<b>28.91</b>	3.81
53	2	8	PUYO Arian Neil	PHI	0.79	<b>28.91</b>	3.81
55	1	4	YALUK FLORES Alfredo Jose	PAR	0.88	<b>30.32</b>	5.22
56	1	6	WEERAMUNI Kalana	SRI	0.73	<b>30.59</b>	5.49
57	1	1	LATT Daniil	EST	0.78	<b>32.47</b>	7.37
58	1	8	AL MASROORI S	OMA	0.82	<b>33.02</b>	7.92
59	1	3	SOGUILON Kobe	PHI	0.74	<b>33.70</b>	8.60
60	1	7	NAIMEE Murtaza	AFG	0.90	<b>45.75</b>	20.65
	1	2	GODBLESS Joseph	NGR		<b>DNS</b>	
	1	5	ODUNI Amukali Evans	NGR		<b>DNS</b>	
	4	2	BENBARA Mehdi Nazim	ALG		<b>DNS</b>	
	8	1	NAKAO Shunichi	JPN		<b>DNS</b>	

<b>Legend:</b>	<b>Q</b> Classified Final	<b>R.T.</b> Reaction time	<b>UR</b> Universiade Record	<b>WR</b> World record
----------------	---------------------------	---------------------------	------------------------------	------------------------



## START LIST

出場名單

	Record	Name	NUSF Code	Location	Date
WR	24.04	TANCOCK LIAM	GBR	ROME (ITA)	02 AUG 2009
UR	24.63	KUGA JUNYA	JPN	BELGRADE (SRB)	08 JUL 2009

### Semifinal 1 of 2

Event No. 19

Lane	Name	NUSF Code	Date of Birth	Qualifying Time	Time	Rank
1	MILLI Matteo	ITA	22 APR 1989	25.59		
2	HURNYTSKYI Dmytro	UKR	24 OCT 1994	25.46		
3	CHRISTOU Apostolos	GRE	01 NOV 1996	25.27		
4	RYAN Shane Patrick	IRL	27 JAN 1994	25.12		
5	TSMYH Mikita	BLR	15 APR 1997	25.17		
6	TREFFERS Benjamin Mark	AUS	15 AUG 1991	25.38		
7	STASELOVICH Viktor	BLR	28 MAY 1994	25.53		
8	HOCKIN BRUSQUETTI Charles Daniel	PAR	04 NOV 1989	25.73		

### Semifinal 2 of 2

Lane	Name	NUSF Code	Date of Birth	Qualifying Time	Time	Rank
1	UNO Shuhei	JPN	25 OCT 1997	25.53		
2	ULYANOV Nikita	RUS	09 FEB 1994	25.44		
3	POLEWKA Tomasz	POL	05 AUG 1994	25.25		
4	RESS Justin Andrew	USA	03 AUG 1997	25.10		
5	KOPELEV Jonatan Josef	ISR	01 OCT 1991	25.17		
6	DALE Taylor Lee	USA	29 DEC 1994	25.32		
7	BONACCHI Niccolo	ITA	01 NOV 1994	25.50		
8	WON Youngjun	KOR	08 JAN 1998	25.61		

### Reserves

Name	NUSF Code	Date of Birth	Qualifying Time	Time	Rank
BALOG Gabor	HUN	02 SEP 1990	25.75		
ARBUZOV Andrey	RUS	29 OCT 1989	25.85		

**Note:**

Consult competition schedule in INFO for heat start times

**Legend:**

UR Universiade Record      WR World record



## RESULTS

比賽成績

	Record	Name	NUSF Code	Location	Date
<b>WR</b>	24.04	TANCOCK LIAM	GBR	ROME (ITA)	02 AUG 2009
<b>UR</b>	24.63	KUGA JUNYA	JPN	BELGRADE (SRB)	08 JUL 2009

### Semifinal 1

Event No. 19

Rank	Lane	Name	NUSF Code	R.T.	Time	Time Behind
1	4	RYAN Shane Patrick	IRL	0.81	<b>24.97</b>	
2	3	CHRISTOU Apostolos	GRE	0.69	<b>25.20</b>	0.23
3	6	TREFFERS Benjamin Mark	AUS	0.73	<b>25.34</b>	0.37
4	7	STASELOVICH Viktor	BLR	0.72	<b>25.40</b>	0.43
5	5	TSMYH Mikita	BLR	0.83	<b>25.43</b>	0.46
6	1	MILLI Matteo	ITA	0.59	<b>25.55</b>	0.58
7	2	HURNYTSKYI Dmytro	UKR	0.78	<b>25.59</b>	0.62
8	8	HOCKIN BRUSQUETT C	PAR	0.62	<b>25.85</b>	0.88

### Semifinal 2

Rank	Lane	Name	NUSF Code	R.T.	Time	Time Behind
1	3	POLEWKA Tomasz	POL	0.72	<b>25.11</b>	
1	2	ULYANOV Nikita	RUS	0.66	<b>25.11</b>	
3	8	WON Youngjun	KOR	0.72	<b>25.13</b>	0.02
4	4	RESS Justin Andrew	USA	0.92	<b>25.19</b>	0.08
5	6	DALE Taylor Lee	USA	0.77	<b>25.22</b>	0.11
6	5	KOPELEV Jonatan Josef	ISR	0.78	<b>25.42</b>	0.31
7	7	BONACCHI Niccolo	ITA	0.78	<b>25.46</b>	0.35
8	1	UNO Shuhei	JPN	0.53	<b>25.55</b>	0.44

Legend:

R.T. Reaction time      UR Universiade Record      WR World record



## RESULTS SUMMARY

成績總表

	Record	Name	NUSF Code	Location	Date
<b>WR</b>	24.04	TANCOCK LIAM	GBR	ROME (ITA)	02 AUG 2009
<b>UR</b>	24.63	KUGA JUNYA	JPN	BELGRADE (SRB)	08 JUL 2009

Semifinals							Event No.	19
Rank	Heat	Lane	Name	NUSF Code	R.T.	Time	Time Behind	
1	1	4	RYAN Shane Patrick	IRL	0.81	<b>24.97</b>	Q	
2	2	3	POLEWKA Tomasz	POL	0.72	<b>25.11</b>	0.14 Q	
2	2	2	ULYANOV Nikita	RUS	0.66	<b>25.11</b>	0.14 Q	
4	2	8	WON Youngjun	KOR	0.72	<b>25.13</b>	0.16 Q	
5	2	4	RESS Justin Andrew	USA	0.92	<b>25.19</b>	0.22 Q	
6	1	3	CHRISTOU Apostolos	GRE	0.69	<b>25.20</b>	0.23 Q	
7	2	6	DALE Taylor Lee	USA	0.77	<b>25.22</b>	0.25 Q	
8	1	6	TREFFERS Benjamin Mark	AUS	0.73	<b>25.34</b>	0.37 Q	
9	1	7	STASELOVICH Viktor	BLR	0.72	<b>25.40</b>	0.43	
10	2	5	KOPELEV Jonatan Josef	ISR	0.78	<b>25.42</b>	0.45	
11	1	5	TSMYH Mikita	BLR	0.83	<b>25.43</b>	0.46	
12	2	7	BONACCHI Niccolo	ITA	0.78	<b>25.46</b>	0.49	
13	1	1	MILLI Matteo	ITA	0.59	<b>25.55</b>	0.58	
13	2	1	UNO Shuhei	JPN	0.53	<b>25.55</b>	0.58	
15	1	2	HURNYTSKYI Dmytro	UKR	0.78	<b>25.59</b>	0.62	
16	1	8	HOCKIN BRUSQUETT C	PAR	0.62	<b>25.85</b>	0.88	

<b>Legend:</b>	<b>Q</b> Classified Final	<b>R.T.</b> Reaction time	<b>UR</b> Universiade Record	<b>WR</b> World record
----------------	---------------------------	---------------------------	------------------------------	------------------------



# RESULT BOOK


29TH Summer Universiade Taipei 2017



## Swimming

Men's 100m

Breaststroke





## MEDALLISTS

獎牌得主

Medal	Name	NUSF
GOLD	SHYMANOVICH Ilya	BLR - Belarus
GOLD	WILSON Andrew Lawrence	USA - United States of America
BRONZE	BALANDIN Dmitriy	KAZ - Kazakhstan



## START LIST

出場名單

	Record	Name	NUSF Code	Location	Date
WR	57.13	PEATY ADAM	GBR	RIO DE JANEIRO (BRA)	07 AUG 2016
UR	59.53	BORYSIK IGOR	UKR	BELGRADE (SRB)	06 JUL 2009

### Final

Event No. 5

Lane	Name	NUSF Code	Date of Birth	Qualifying Time	Time	Rank
1	SIDLAUSKAS Andrius	LTU	06 APR 1997	1:01.05		
2	GADIROV Rustam	RUS	10 DEC 1997	1:00.66		
3	KASER Yannick	SUI	03 JUL 1992	1:00.53		
4	BALANDIN Dmitriy	KAZ	04 APR 1995	1:00.27		
5	WILSON Andrew Lawrence	USA	16 SEP 1993	1:00.49		
6	SHYMANOVICH Ilya	BLR	02 AUG 1994	1:00.65		
7	MONTAGUE Jacob Robert	USA	06 JAN 1998	1:00.97		
8	STOLARSKI Marcin Tomasz	POL	04 JAN 1996	1:01.14		

### Reserves

Name	NUSF Code	Date of Birth	Qualifying Time	Time	Rank
MORI Mamoru	JPN	26 MAR 1996	1:01.36		
MURA Ryuya	JPN	03 JUL 1996	1:01.37		

#### Note:

Consult competition schedule in INFO for heat start times

#### Legend:

UR Universiade Record      WR World record



START LIST

出場名單

	Record	Name	NUSF Code	Location	Date
WR	57.13	PEATY ADAM	GBR	RIO DE JANEIRO (BRA)	07 AUG 2016
UR	59.53	BORYSIK IGOR	UKR	BELGRADE (SRB)	06 JUL 2009

Heat 1 of 9

Event No. 5

Lane	Name	NUSF Code	Date of Birth	Qualifying Time	Time	Rank
3	SSEGWANYI Daisuke Ronald	UGA	11 MAR 1993	1:19.80		
4	AL MASROORI Salim Khamis Ju	OMA	24 FEB 1993	1:16.83		
5	AL HABSİ Mohammed Nasib	OMA	21 AUG 1991	1:17.45		
6	FRIO Ruben Aldair Ad	MOZ	29 APR 1996	1:26.18		

Heat 2 of 9

Lane	Name	NUSF Code	Date of Birth	Qualifying Time	Time	Rank
1	NWABOGOR Sunday Abanum	NGR	03 JAN 1989	1:14.30		
2	GUERRA SU Rodrigo Jose	NCA	21 MAR 1999	1:11.20		
3	OSAMEZU Forsight	NGR	06 OCT 1996	1:10.81		
4	AKAVANTSEV Maksim	EST	16 SEP 1998	1:09.24		
5	GUNSENNOROV Zandanbal	MGL	06 FEB 1996	1:10.00		
6	TUNG Daniel Yi Nin	SGP	26 APR 1995	1:11.19		
7	EDUSSURIYA Taveesh Nishke	SRI	15 MAY 1996	1:14.00		
8	VITHANAGE Sameera Sulocha	SRI	05 JAN 1995	1:16.00		

Heat 3 of 9

Lane	Name	NUSF Code	Date of Birth	Qualifying Time	Time	Rank
1	QUIROZ UTEAU Felipe Martin	CHI	13 OCT 1995	1:08.79		
2	MAGBAG Drew Benett	PHI	27 JUL 1999	1:07.57		
3	GALVEZ ENGELS Jose Tomas	CHI	22 FEB 1997	1:06.24		
4	LIM Kenneth Duan Le	SGP	15 MAR 1993	1:05.03		
5	CHEN Hongrui	CHN	18 JUL 1996	1:05.10		
6	KASEMETS Ayrton	EST	21 NOV 1995	1:06.78		
7	LOPEZ VIDAL Alejandro Jose	CRC	05 MAY 1997	1:08.10		
8	SOUAIBY Anthony	LBN	09 JUL 1998	1:09.15		

Heat 4 of 9

Lane	Name	NUSF Code	Date of Birth	Qualifying Time	Time	Rank
1	ZULFITRANTO Gerdi	INA	24 APR 1995	1:04.18		
2	SERRA Joaquin	ARG	24 NOV 1994	1:03.35		
3	KWOK Ka Fai	HKG	22 SEP 1996	1:02.99		
4	VUORELA Teemu Richard	FIN	24 MAR 1994	1:02.78		
5	SHIN Hyeongkeun	KOR	29 DEC 1990	1:02.80		
6	VIQUERAT Antoine	FRA	05 OCT 1998	1:03.28		
7	CHAO Man Hou	MAC	21 FEB 1996	1:04.00		
8	WONG Ho Kiu	HKG	07 MAY 1998	1:04.51		



## START LIST

出場名單

	Record	Name	NUSF Code	Location	Date
WR	57.13	PEATY ADAM	GBR	RIO DE JANEIRO (BRA)	07 AUG 2016
UR	59.53	BORYSIK IGOR	UKR	BELGRADE (SRB)	06 JUL 2009

### Heat 5 of 9

Lane	Name	NUSF Code	Date of Birth	Qualifying Time	Time	Rank
1	MILLIGAN Alex Stewart Da	AUS	23 JAN 1998	1:02.59		
2	RUOHONIEMI Miikka Olavi	FIN	23 JUL 1993	1:02.44		
3	GARROD Jacob Thomas	NZL	27 MAY 1996	1:02.39		
4	BOBROVS Daniils	LAT	08 OCT 1997	1:02.34		
5	HSU Han Peng	TPE	25 AUG 1998	1:02.38		
6	MASKALENKO Nikolajs	LAT	11 FEB 1993	1:02.43		
7	BASSON Alaric Bennedic	RSA	16 FEB 1996	1:02.56		
8	MORELLI Gabriel Osvaldo	ARG	07 OCT 1994	1:02.73		

### Heat 6 of 9

Lane	Name	NUSF Code	Date of Birth	Qualifying Time	Time	Rank
1	SCHRODER George Liam	NZL	03 SEP 1995	1:02.16		
2	GREENE Darragh	IRL	20 OCT 1995	1:01.91		
3	LEE Hsuan Yen	TPE	13 MAY 1993	1:01.79		
4	BOVEY Jolann	SUI	17 MAR 1996	1:01.70		
5	WALL Elijah Benjamin	CAN	16 MAR 1995	1:01.72		
6	KARPENKO Oleksandr	UKR	16 SEP 1995	1:01.90		
7	KLOBUCNIK Tomas	SVK	21 JUN 1990	1:02.11		
8	KAMZENOV Aibek	KAZ	16 DEC 1995	1:02.27		

### Heat 7 of 9

Lane	Name	NUSF Code	Date of Birth	Qualifying Time	Time	Rank
1	GOLDFADEN Itay	ISR	24 APR 1996	1:01.50		
2	QUINN Nicholas John	IRL	03 JUN 1993	1:00.95		
3	MURILLO VALDES Jorge Mario	COL	07 SEP 1991	1:00.50		
4	SHYMANOVICH Ilya	BLR	02 AUG 1994	59.97		
5	SIDLAUSKAS Andrius	LTU	06 APR 1997	1:00.34		
6	SKAGIUS Erik Johannes	SWE	10 FEB 1995	1:00.66		
7	POGGIO Federico	ITA	24 APR 1998	1:01.09		
8	DIETRICH Johannes	AUT	05 OCT 1993	1:01.57		



## START LIST

出場名單

	Record	Name	NUSF Code	Location	Date
<b>WR</b>	57.13	PEATY ADAM	GBR	RIO DE JANEIRO (BRA)	07 AUG 2016
<b>UR</b>	59.53	BORYSIK IGOR	UKR	BELGRADE (SRB)	06 JUL 2009

### Heat 8 of 9

Lane	Name	NUSF Code	Date of Birth	Qualifying Time	Time	Rank
1	KIM Jaeyoun	KOR	26 AUG 1996	1:01.25		
2	PILGER Maximilian	GER	25 FEB 1996	1:00.85		
3	DE OLIVEIRA RODRIGU Raphael	BRA	29 MAR 1991	1:00.46		
4	WILSON Andrew Lawrence	USA	16 SEP 1993	59.51		
5	STOLARSKI Marcin Tomasz	POL	04 JAN 1996	1:00.33		
6	MORI Mamoru	JPN	26 MAR 1996	1:00.64		
7	DORINOV Mikhail	RUS	09 AUG 1995	1:01.06		
8	CASTILLO LUNA Mauro	MEX	06 AUG 1995	1:01.54		

### Heat 9 of 9

Lane	Name	NUSF Code	Date of Birth	Qualifying Time	Time	Rank
1	KAGE MONNI Felipe Hidekazu	BRA	24 MAR 1996	1:01.24		
2	GADIROV Rustam	RUS	10 DEC 1997	1:00.79		
3	MONTAGUE Jacob Robert	USA	06 JAN 1998	1:00.39		
4	BALANDIN Dmitriy	KAZ	04 APR 1995	59.45		
5	SCHWINGENSCHLOEGL Fabian	GER	15 AUG 1991	1:00.04		
6	KASER Yannick	SUI	03 JUL 1992	1:00.61		
7	TONIATO Andrea	ITA	27 FEB 1991	1:00.96		
8	MURA Ryuya	JPN	03 JUL 1996	1:01.51		

**Note:**

Consult competition schedule in INFO for heat start times

**Legend:**

**UR** Universiade Record      **WR** World record



## RESULTS

比賽成績

	Record	Name	NUSF Code	Location	Date
WR	57.13	PEATY ADAM	GBR	RIO DE JANEIRO (BRA)	07 AUG 2016
UR	59.53	BORYSIK IGOR	UKR	BELGRADE (SRB)	06 JUL 2009

### Heat 1 of 9

Event No. 5

Rank	Lane	Name	NUSF Code	R.T.	50m	Time	Time Behind
1	3	SSEGWANYI Daisuke Ronald	UGA	0.69	(2) 35.58	<b>1:17.21</b> 41.63	
2	6	FRIIO Ruben Aldair Ad	MOZ	0.82	(1) 34.40	<b>1:17.22</b> 42.82	0.01
3	4	AL MASROORI S	OMA	0.68	(3) 38.27	<b>1:25.27</b> 47.00	8.06
	5	AL HABSI Mohammed Nasib	OMA			<b>DSQ</b>	

### Heat 2 of 9

Rank	Lane	Name	NUSF Code	R.T.	50m	Time	Time Behind
1	5	GUNSENNOROV Zandanbal	MGL	0.65	(2) 32.09	<b>1:08.39</b> 36.30	
2	4	AKAVANTSEV Maksim	EST	0.56	(1) 31.92	<b>1:09.42</b> 37.50	1.03
3	6	TUNG Daniel Yi Nin	SGP	0.64	(3) 33.07	<b>1:10.87</b> 37.80	2.48
4	2	GUERRA SU Rodrigo Jose	NCA	0.65	(4) 33.53	<b>1:12.31</b> 38.78	3.92
5	7	EDUSSURIYA Taveesh Nishke	SRI	0.82	(5) 34.71	<b>1:15.13</b> 40.42	6.74
6	8	VITHANAGE Sameera Sulocha	SRI	0.86	(6) 37.81	<b>1:23.91</b> 46.10	15.52
	1	NWABOGOR Sunday Abanum	NGR			<b>DNS</b>	
	3	OSAMEZU Forsight	NGR			<b>DNS</b>	

### Heat 3 of 9

Rank	Lane	Name	NUSF Code	R.T.	50m	Time	Time Behind
1	6	KASEMETS Ayrton	EST	0.68	(1) 30.26	<b>1:05.25</b> 34.99	
2	5	CHEN Hongrui	CHN	0.73	(2) 30.48	<b>1:06.05</b> 35.57	0.80
3	4	LIM Kenneth Duan Le	SGP	0.68	(3) 30.66	<b>1:06.07</b> 35.41	0.82
4	3	GALVEZ ENGELS Jose Tomas	CHI	0.62	(5) 31.42	<b>1:06.85</b> 35.43	1.60
5	1	QUIROZ UTEAU Felipe Martin	CHI	0.69	(4) 31.40	<b>1:07.67</b> 36.27	2.42
6	7	LOPEZ VIDAL Alejandro Jose	CRC	0.64	(7) 32.39	<b>1:09.71</b> 37.32	4.46
7	8	SOUAIBY Anthony	LBN	0.70	(6) 32.07	<b>1:09.82</b> 37.75	4.57
8	2	MAGBAG Drew Benett	PHI	0.66	(8) 32.95	<b>1:11.39</b> 38.44	6.14



## RESULTS

比賽成績

	Record	Name	NUSF Code	Location	Date
WR	57.13	PEATY ADAM	GBR	RIO DE JANEIRO (BRA)	07 AUG 2016
UR	59.53	BORYSIK IGOR	UKR	BELGRADE (SRB)	06 JUL 2009

### Heat 4 of 9

Rank	Lane	Name	NUSF Code	R.T.	50m	Time	Time Behind
1	7	CHAO Man Hou	MAC	0.71	(4) 29.47	<b>1:02.48</b> 33.01	
2	4	VUORELA Teemu Richard	FIN	0.68	(7) 30.19	<b>1:02.97</b> 32.78	0.49
3	6	VIQUERAT Antoine	FRA	0.68	(3) 29.45	<b>1:03.35</b> 33.90	0.87
4	5	SHIN Hyeongkeun	KOR	0.68	(1) 29.30	<b>1:03.80</b> 34.50	1.32
5	3	KWOK Ka Fai	HKG	0.64	(5) 29.97	<b>1:03.93</b> 33.96	1.45
6	2	SERRA Joaquin	ARG	0.67	(2) 29.40	<b>1:04.12</b> 34.72	1.64
7	1	ZULFITRANTO Gerdi	INA	0.64	(6) 30.14	<b>1:04.43</b> 34.29	1.95
8	8	WONG Ho Kiu	HKG	0.72	(8) 31.46	<b>1:06.79</b> 35.33	4.31

### Heat 5 of 9

Rank	Lane	Name	NUSF Code	R.T.	50m	Time	Time Behind
1	7	BASSON Alaric Bennedic	RSA	0.67	(1) 28.79	<b>1:02.22</b> 33.43	
2	1	MILLIGAN Alex Stewart Da	AUS	0.70	(2) 29.17	<b>1:02.38</b> 33.21	0.16
3	2	RUOHONIEMI Miikka Olavi	FIN	0.67	(3) 29.22	<b>1:02.56</b> 33.34	0.34
4	4	BOBROVS Daniils	LAT	0.68	(8) 30.05	<b>1:03.21</b> 33.16	0.99
5	3	GARROD Jacob Thomas	NZL	0.66	(7) 30.01	<b>1:03.48</b> 33.47	1.26
6	8	MORELLI Gabriel Osvaldo	ARG	0.71	(5) 29.67	<b>1:03.65</b> 33.98	1.43
7	6	MASKALENKO Nikolajs	LAT	0.64	(6) 29.99	<b>1:03.87</b> 33.88	1.65
8	5	HSU Han Peng	TPE	0.68	(4) 29.63	<b>1:03.95</b> 34.32	1.73



## RESULTS

比賽成績

	Record	Name	NUSF Code	Location	Date
WR	57.13	PEATY ADAM	GBR	RIO DE JANEIRO (BRA)	07 AUG 2016
UR	59.53	BORYSIK IGOR	UKR	BELGRADE (SRB)	06 JUL 2009

### Heat 6 of 9

Rank	Lane	Name	NUSF Code	R.T.	50m	Time	Time Behind
1	5	WALL Elijah Benjamin	CAN	0.70	(2) 28.84	<b>1:01.27</b> 32.43	
2	2	GREENE Darragh	IRL	0.65	(3) 29.02	<b>1:01.56</b> 32.54	0.29
3	7	KLOBUCNIK Tomas	SVK	0.74	(6) 29.31	<b>1:02.37</b> 33.06	1.10
4	1	SCHRODER George Liam	NZL	0.66	(7) 29.54	<b>1:02.58</b> 33.04	1.31
5	3	LEE Hsuan Yen	TPE	0.68	(8) 29.66	<b>1:02.84</b> 33.18	1.57
6	4	BOVEY Jolann	SUI	0.69	(5) 29.13	<b>1:02.85</b> 33.72	1.58
7	6	KARPENKO Oleksandr	UKR	0.68	(4) 29.06	<b>1:03.19</b> 34.13	1.92
8	8	KAMZENOV Aibek	KAZ	0.71	(1) 28.83	<b>1:03.51</b> 34.68	2.24

### Heat 7 of 9

Rank	Lane	Name	NUSF Code	R.T.	50m	Time	Time Behind
1	4	SHYMANOVICH Ilya	BLR	0.68	(1) 28.21	<b>1:00.62</b> 32.41	
2	5	SIDLAUSKAS Andrius	LTU	0.67	(2) 28.52	<b>1:01.29</b> 32.77	0.67
3	3	MURILLO VALDES Jorge Mario	COL	0.68	(6) 29.26	<b>1:01.70</b> 32.44	1.08
4	2	QUINN Nicholas John	IRL	0.69	(5) 29.23	<b>1:01.79</b> 32.56	1.17
5	7	POGGIO Federico	ITA	0.67	(4) 29.02	<b>1:01.83</b> 32.81	1.21
6	6	SKAGIUS Erik Johannes	SWE	0.71	(7) 29.32	<b>1:01.94</b> 32.62	1.32
7	1	GOLDFADEN Itay	ISR	0.69	(3) 28.98	<b>1:02.66</b> 33.68	2.04
8	8	DIETRICH Johannes	AUT	0.71	(8) 29.50	<b>1:02.79</b> 33.29	2.17



## RESULTS

比賽成績

	Record	Name	NUSF Code	Location	Date
WR	57.13	PEATY ADAM	GBR	RIO DE JANEIRO (BRA)	07 AUG 2016
UR	59.53	BORYSIK IGOR	UKR	BELGRADE (SRB)	06 JUL 2009

### Heat 8 of 9

Rank	Lane	Name	NUSF Code	R.T.	50m	Time	Time Behind
1	4	WILSON Andrew Lawrence	USA	0.64	(1) 28.37	<b>59.69</b> 31.32	
2	5	STOLARSKI Marcin Tomasz	POL	0.67	(3) 28.75	<b>1:01.22</b> 32.47	1.53
3	3	DE OLIVEIRA RODR R	BRA	0.68	(4) 28.90	<b>1:01.32</b> 32.42	1.63
4	6	MORI Mamoru	JPN	0.64	(7) 29.24	<b>1:01.43</b> 32.19	1.74
5	1	KIM Jaeyoun	KOR	0.67	(2) 28.70	<b>1:01.47</b> 32.77	1.78
6	7	DORINOV Mikhail	RUS	0.67	(5) 29.03	<b>1:01.80</b> 32.77	2.11
7	2	PILGER Maximilian	GER	0.66	(6) 29.19	<b>1:02.07</b> 32.88	2.38
8	8	CASTILLO LUNA Mauro	MEX	0.66	(8) 29.43	<b>1:02.35</b> 32.92	2.66

### Heat 9 of 9

Rank	Lane	Name	NUSF Code	R.T.	50m	Time	Time Behind
1	6	KASER Yannick	SUI	0.74	(2) 28.25	<b>1:00.47</b> 32.22	
2	2	GADIROV Rustam	RUS	0.79	(4) 28.63	<b>1:00.61</b> 31.98	0.14
3	4	BALANDIN Dmitriy	KAZ	0.66	(6) 28.92	<b>1:00.76</b> 31.84	0.29
4	8	MURA Ryuya	JPN	0.72	(7) 28.94	<b>1:01.12</b> 32.18	0.65
5	7	TONIATO Andrea	ITA	0.61	(1) 28.02	<b>1:01.34</b> 33.32	0.87
6	3	MONTAGUE Jacob Robert	USA	0.68	(5) 28.82	<b>1:01.36</b> 32.54	0.89
7	1	KAGE MONNI Felipe Hidekazu	BRA	0.68	(3) 28.43	<b>1:01.67</b> 33.24	1.20
8	5	SCHWINGENSCHLOEG F	GER	0.69	(8) 29.01	<b>1:02.45</b> 33.44	1.98

Legend:							
DNS	Did not start	DSQ	Disqualified	R.T.	Reaction time	UR	Universiade Record
WR	World record						



## RESULTS SUMMARY

成績總表

Record	Name	NUSF Code	Location	Date
WR	57.13 PEATY ADAM	GBR	RIO DE JANEIRO (BRA)	07 AUG 2016
UR	59.53 BORYSIK IGOR	UKR	BELGRADE (SRB)	06 JUL 2009

Heats								Event No.	5
Rank	Heat	Lane	Name	NUSF Code	R.T.	50m	Time	Time Behind	
1	8	4	WILSON Andrew Lawrence	USA	0.64	(1) 28.37	<b>59.69</b> 31.32	Q	
2	9	6	KASER Yannick	SUI	0.74	(2) 28.25	<b>1:00.47</b> 32.22	0.78 Q	
3	9	2	GADIROV Rustam	RUS	0.79	(4) 28.63	<b>1:00.61</b> 31.98	0.92 Q	
4	7	4	SHYMANOVICH Ilya	BLR	0.68	(1) 28.21	<b>1:00.62</b> 32.41	0.93 Q	
5	9	4	BALANDIN Dmitriy	KAZ	0.66	(6) 28.92	<b>1:00.76</b> 31.84	1.07 Q	
6	9	8	MURA Ryuya	JPN	0.72	(7) 28.94	<b>1:01.12</b> 32.18	1.43 Q	
7	8	5	STOLARSKI Marcin Tomasz	POL	0.67	(3) 28.75	<b>1:01.22</b> 32.47	1.53 Q	
8	6	5	WALL Elijah Benjamin	CAN	0.70	(2) 28.84	<b>1:01.27</b> 32.43	1.58 Q	
9	7	5	SIDLAUSKAS Andrius	LTU	0.67	(2) 28.52	<b>1:01.29</b> 32.77	1.60 Q	
10	8	3	DE OLIVEIRA RODR R	BRA	0.68	(4) 28.90	<b>1:01.32</b> 32.42	1.63 Q	
11	9	7	TONIATO Andrea	ITA	0.61	(1) 28.02	<b>1:01.34</b> 33.32	1.65 Q	
12	9	3	MONTAGUE Jacob Robert	USA	0.68	(5) 28.82	<b>1:01.36</b> 32.54	1.67 Q	
13	8	6	MORI Mamoru	JPN	0.64	(7) 29.24	<b>1:01.43</b> 32.19	1.74 Q	
14	8	1	KIM Jaeyoun	KOR	0.67	(2) 28.70	<b>1:01.47</b> 32.77	1.78 Q	
15	6	2	GREENE Darragh	IRL	0.65	(3) 29.02	<b>1:01.56</b> 32.54	1.87 Q	
16	9	1	KAGE MONNI Felipe Hidekazu	BRA	0.68	(3) 28.43	<b>1:01.67</b> 33.24	1.98 Q	
17	7	3	MURILLO VALDES Jorge Mario	COL	0.68	(6) 29.26	<b>1:01.70</b> 32.44	2.01	
18	7	2	QUINN Nicholas John	IRL	0.69	(5) 29.23	<b>1:01.79</b> 32.56	2.10	
19	8	7	DORINOV Mikhail	RUS	0.67	(5) 29.03	<b>1:01.80</b> 32.77	2.11	
20	7	7	POGGIO Federico	ITA	0.67	(4) 29.02	<b>1:01.83</b> 32.81	2.14	
21	7	6	SKAGIUS Erik Johannes	SWE	0.71	(7) 29.32	<b>1:01.94</b> 32.62	2.25	
22	8	2	PILGER Maximilian	GER	0.66	(6) 29.19	<b>1:02.07</b> 32.88	2.38	
23	5	7	BASSON Alaric Bennedic	RSA	0.67	(1) 28.79	<b>1:02.22</b> 33.43	2.53	
24	8	8	CASTILLO LUNA Mauro	MEX	0.66	(8) 29.43	<b>1:02.35</b> 32.92	2.66	
25	6	7	KLOBUCNIK Tomas	SVK	0.74	(6) 29.31	<b>1:02.37</b> 33.06	2.68	



## RESULTS SUMMARY

成績總表

Record	Name	NUSF Code	Location	Date
WR	57.13 PEATY ADAM	GBR	RIO DE JANEIRO (BRA)	07 AUG 2016
UR	59.53 BORYSIK IGOR	UKR	BELGRADE (SRB)	06 JUL 2009

### Heats

Rank	Heat	Lane	Name	NUSF Code	R.T.	50m	Time	Time Behind
26	5	1	MILLIGAN Alex Stewart Da	AUS	0.70	(2) 29.17	<b>1:02.38</b> 33.21	2.69
27	9	5	SCHWINGENSCHLOEG F	GER	0.69	(8) 29.01	<b>1:02.45</b> 33.44	2.76
28	4	7	CHAO Man Hou	MAC	0.71	(4) 29.47	<b>1:02.48</b> 33.01	2.79
29	5	2	RUOHONIEMI Miikka Olavi	FIN	0.67	(3) 29.22	<b>1:02.56</b> 33.34	2.87
30	6	1	SCHRODER George Liam	NZL	0.66	(7) 29.54	<b>1:02.58</b> 33.04	2.89
31	7	1	GOLDFADEN Itay	ISR	0.69	(3) 28.98	<b>1:02.66</b> 33.68	2.97
32	7	8	DIETRICH Johannes	AUT	0.71	(8) 29.50	<b>1:02.79</b> 33.29	3.10
33	6	3	LEE Hsuan Yen	TPE	0.68	(8) 29.66	<b>1:02.84</b> 33.18	3.15
34	6	4	BOVEY Jolann	SUI	0.69	(5) 29.13	<b>1:02.85</b> 33.72	3.16
35	4	4	VUORELA Teemu Richard	FIN	0.68	(7) 30.19	<b>1:02.97</b> 32.78	3.28
36	6	6	KARPENKO Oleksandr	UKR	0.68	(4) 29.06	<b>1:03.19</b> 34.13	3.50
37	5	4	BOBROVS Daniils	LAT	0.68	(8) 30.05	<b>1:03.21</b> 33.16	3.52
38	4	6	VIQUERAT Antoine	FRA	0.68	(3) 29.45	<b>1:03.35</b> 33.90	3.66
39	5	3	GARROD Jacob Thomas	NZL	0.66	(7) 30.01	<b>1:03.48</b> 33.47	3.79
40	6	8	KAMZENOV Aibek	KAZ	0.71	(1) 28.83	<b>1:03.51</b> 34.68	3.82
41	5	8	MORELLI Gabriel Osvaldo	ARG	0.71	(5) 29.67	<b>1:03.65</b> 33.98	3.96
42	4	5	SHIN Hyeongkeun	KOR	0.68	(1) 29.30	<b>1:03.80</b> 34.50	4.11
43	5	6	MASKALENKO Nikolajs	LAT	0.64	(6) 29.99	<b>1:03.87</b> 33.88	4.18
44	4	3	KWOK Ka Fai	HKG	0.64	(5) 29.97	<b>1:03.93</b> 33.96	4.24
45	5	5	HSU Han Peng	TPE	0.68	(4) 29.63	<b>1:03.95</b> 34.32	4.26
46	4	2	SERRA Joaquin	ARG	0.67	(2) 29.40	<b>1:04.12</b> 34.72	4.43
47	4	1	ZULFITRANTO Gerdi	INA	0.64	(6) 30.14	<b>1:04.43</b> 34.29	4.74
48	3	6	KASEMETS Ayrton	EST	0.68	(1) 30.26	<b>1:05.25</b> 34.99	5.56
49	3	5	CHEN Hongrui	CHN	0.73	(2) 30.48	<b>1:06.05</b> 35.57	6.36
50	3	4	LIM Kenneth Duan Le	SGP	0.68	(3) 30.66	<b>1:06.07</b> 35.41	6.38



## RESULTS SUMMARY

成績總表

	Record	Name	NUSF Code	Location	Date
<b>WR</b>	57.13	PEATY ADAM	GBR	RIO DE JANEIRO (BRA)	07 AUG 2016
<b>UR</b>	59.53	BORYSIK IGOR	UKR	BELGRADE (SRB)	06 JUL 2009

### Heats

Rank	Heat	Lane	Name	NUSF Code	R.T.	50m	Time	Time Behind
51	4	8	WONG Ho Kiu	HKG	0.72	(8) 31.46	<b>1:06.79</b> 35.33	7.10
52	3	3	GALVEZ ENGELS Jose Tomas	CHI	0.62	(5) 31.42	<b>1:06.85</b> 35.43	7.16
53	3	1	QUIROZ UTEAU Felipe Martin	CHI	0.69	(4) 31.40	<b>1:07.67</b> 36.27	7.98
54	2	5	GUNSENNOROV Zandanbal	MGL	0.65	(2) 32.09	<b>1:08.39</b> 36.30	8.70
55	2	4	AKAVANTSEV Maksim	EST	0.56	(1) 31.92	<b>1:09.42</b> 37.50	9.73
56	3	7	LOPEZ VIDAL Alejandro Jose	CRC	0.64	(7) 32.39	<b>1:09.71</b> 37.32	10.02
57	3	8	SOUAIBY Anthony	LBN	0.70	(6) 32.07	<b>1:09.82</b> 37.75	10.13
58	2	6	TUNG Daniel Yi Nin	SGP	0.64	(3) 33.07	<b>1:10.87</b> 37.80	11.18
59	3	2	MAGBAG Drew Benett	PHI	0.66	(8) 32.95	<b>1:11.39</b> 38.44	11.70
60	2	2	GUERRA SU Rodrigo Jose	NCA	0.65	(4) 33.53	<b>1:12.31</b> 38.78	12.62
61	2	7	EDUSSURIYA Taveesh Nishke	SRI	0.82	(5) 34.71	<b>1:15.13</b> 40.42	15.44
62	1	3	SSEGWANYI Daisuke Ronald	UGA	0.69	(2) 35.58	<b>1:17.21</b> 41.63	17.52
63	1	6	FRIO Ruben Aldair Ad	MOZ	0.82	(1) 34.40	<b>1:17.22</b> 42.82	17.53
64	2	8	VITHANAGE Sameera Sulocha	SRI	0.86	(6) 37.81	<b>1:23.91</b> 46.10	24.22
65	1	4	AL MASROORI S	OMA	0.68	(3) 38.27	<b>1:25.27</b> 47.00	25.58
	1	5	AL HABSI Mohammed Nasib	OMA			<b>DSQ</b>	
	2	1	NWABOGOR Sunday Abanum	NGR			<b>DNS</b>	
	2	3	OSAMEZU Forsight	NGR			<b>DNS</b>	

<b>Legend:</b>	<b>Q</b> Classified Final	<b>R.T.</b> Reaction time	<b>UR</b> Universiade Record	<b>WR</b> World record
----------------	---------------------------	---------------------------	------------------------------	------------------------



## START LIST

出場名單

Record	Name	NUSF Code	Location	Date
WR	57.13 PEATY ADAM	GBR	RIO DE JANEIRO (BRA)	07 AUG 2016
UR	59.53 BORYSIK IGOR	UKR	BELGRADE (SRB)	06 JUL 2009

### Semifinal 1 of 2

Event No. 5

Lane	Name	NUSF Code	Date of Birth	Qualifying Time	Time	Rank
1	KIM Jaeyoun	KOR	26 AUG 1996	1:01.47		
2	DE OLIVEIRA RODRIGU Raphael	BRA	29 MAR 1991	1:01.32		
3	MURA Ryuya	JPN	03 JUL 1996			
4	KASER Yannick	SUI	03 JUL 1992	1:00.47		
5	SHYMANOVICH Ilya	BLR	02 AUG 1994	1:00.62		
6	WALL Elijah Benjamin	CAN	16 MAR 1995	1:01.27		
7	MONTAGUE Jacob Robert	USA	06 JAN 1998	1:01.36		
8	KAGE MONNI Felipe Hidekazu	BRA	24 MAR 1996	1:01.67		

### Semifinal 2 of 2

Lane	Name	NUSF Code	Date of Birth	Qualifying Time	Time	Rank
1	MORI Mamoru	JPN	26 MAR 1996			
2	SIDLAUSKAS Andrius	LTU	06 APR 1997	1:01.29		
3	BALANDIN Dmitriy	KAZ	04 APR 1995	1:00.76		
4	WILSON Andrew Lawrence	USA	16 SEP 1993	59.69		
5	GADIROV Rustam	RUS	10 DEC 1997	1:00.61		
6	STOLARSKI Marcin Tomasz	POL	04 JAN 1996	1:01.22		
7	TONIATO Andrea	ITA	27 FEB 1991	1:01.34		
8	GREENE Darragh	IRL	20 OCT 1995	1:01.56		

### Reserves

Name	NUSF Code	Date of Birth	Qualifying Time	Time	Rank
MURILLO VALDES Jorge Mario	COL	07 SEP 1991	1:01.70		
QUINN Nicholas John	IRL	03 JUN 1993	1:01.79		

**Note:**

Consult competition schedule in INFO for heat start times

**Legend:**

UR Universiade Record      WR World record



## RESULTS

比賽成績

	Record	Name	NUSF Code	Location	Date
WR	57.13	PEATY ADAM	GBR	RIO DE JANEIRO (BRA)	07 AUG 2016
UR	59.53	BORYSIK IGOR	UKR	BELGRADE (SRB)	06 JUL 2009

### Semifinal 1

Event No. 5

Rank	Lane	Name	NUSF Code	R.T.	50m	Time	Time Behind
1	4	KASER Yannick	SUI	0.75	(2) 28.56	<b>1:00.53</b> 31.97	
2	5	SHYMANOVICH Ilya	BLR	0.71	(1) 28.32	<b>1:00.65</b> 32.33	0.12
3	7	MONTAGUE Jacob Robert	USA	0.66	(4) 28.83	<b>1:00.97</b> 32.14	0.44
4	3	MURA Ryuya	JPN	0.66	(8) 29.07	<b>1:01.37</b> 32.30	0.84
5	6	WALL Elijah Benjamin	CAN	0.68	(7) 29.06	<b>1:01.48</b> 32.42	0.95
6	1	KIM Jaeyoun	KOR	0.66	(3) 28.65	<b>1:01.54</b> 32.89	1.01
7	8	KAGE MONNI Felipe Hidekazu	BRA	0.67	(6) 29.03	<b>1:01.60</b> 32.57	1.07
8	2	DE OLIVEIRA RODR R	BRA	0.67	(5) 28.86	<b>1:01.75</b> 32.89	1.22

### Semifinal 2

Rank	Lane	Name	NUSF Code	R.T.	50m	Time	Time Behind
1	3	BALANDIN Dmitriy	KAZ	0.66	(1) 28.28	<b>1:00.27</b> 31.99	
2	4	WILSON Andrew Lawrence	USA	0.68	(2) 28.41	<b>1:00.49</b> 32.08	0.22
3	5	GADIROV Rustam	RUS	0.77	(4) 28.68	<b>1:00.66</b> 31.98	0.39
4	2	SIDLAUSKAS Andrius	LTU	0.69	(3) 28.55	<b>1:01.05</b> 32.50	0.78
5	6	STOLARSKI Marcin Tomasz	POL	0.67	(5) 28.77	<b>1:01.14</b> 32.37	0.87
6	1	MORI Mamoru	JPN	0.66	(8) 29.26	<b>1:01.36</b> 32.10	1.09
7	8	GREENE Darragh	IRL	0.67	(7) 29.08	<b>1:01.89</b> 32.81	1.62
8	7	TONIATO Andrea	ITA	0.60	(5) 28.77	<b>1:01.92</b> 33.15	1.65

Legend:

R.T. Reaction time      UR Universiade Record      WR World record



## RESULTS SUMMARY

成績總表

Record	Name	NUSF Code	Location	Date
WR	57.13 PEATY ADAM	GBR	RIO DE JANEIRO (BRA)	07 AUG 2016
UR	59.53 BORYSIK IGOR	UKR	BELGRADE (SRB)	06 JUL 2009

Semifinals								Event No.	5
Rank	Heat	Lane	Name	NUSF Code	R.T.	50m	Time	Time Behind	
1	2	3	BALANDIN Dmitriy	KAZ	0.66	(1) 28.28	<b>1:00.27</b> 31.99	Q	
2	2	4	WILSON Andrew Lawrence	USA	0.68	(2) 28.41	<b>1:00.49</b> 32.08	0.22 Q	
3	1	4	KASER Yannick	SUI	0.75	(2) 28.56	<b>1:00.53</b> 31.97	0.26 Q	
4	1	5	SHYMANOVICH Ilya	BLR	0.71	(1) 28.32	<b>1:00.65</b> 32.33	0.38 Q	
5	2	5	GADIROV Rustam	RUS	0.77	(4) 28.68	<b>1:00.66</b> 31.98	0.39 Q	
6	1	7	MONTAGUE Jacob Robert	USA	0.66	(4) 28.83	<b>1:00.97</b> 32.14	0.70 Q	
7	2	2	SIDLAUSKAS Andrius	LTU	0.69	(3) 28.55	<b>1:01.05</b> 32.50	0.78 Q	
8	2	6	STOLARSKI Marcin Tomasz	POL	0.67	(5) 28.77	<b>1:01.14</b> 32.37	0.87 Q	
9	2	1	MORI Mamoru	JPN	0.66	(8) 29.26	<b>1:01.36</b> 32.10	1.09	
10	1	3	MURA Ryuya	JPN	0.66	(8) 29.07	<b>1:01.37</b> 32.30	1.10	
11	1	6	WALL Elijah Benjamin	CAN	0.68	(7) 29.06	<b>1:01.48</b> 32.42	1.21	
12	1	1	KIM Jaeyoun	KOR	0.66	(3) 28.65	<b>1:01.54</b> 32.89	1.27	
13	1	8	KAGE MONNI Felipe Hidekazu	BRA	0.67	(6) 29.03	<b>1:01.60</b> 32.57	1.33	
14	1	2	DE OLIVEIRA RODR R	BRA	0.67	(5) 28.86	<b>1:01.75</b> 32.89	1.48	
15	2	8	GREENE Darragh	IRL	0.67	(7) 29.08	<b>1:01.89</b> 32.81	1.62	
16	2	7	TONIATO Andrea	ITA	0.60	(5) 28.77	<b>1:01.92</b> 33.15	1.65	

<b>Legend:</b>	Classified Final	R.T.	Reaction time	UR	Universiade Record	WR	World record
----------------	------------------	------	---------------	----	--------------------	----	--------------



# RESULT BOOK


29TH Summer Universiade Taipei 2017



## Swimming

Men's Marathon

Swimming (10km)





ENTRY LIST BY EVENT As of 25 AUG 2017

參賽名單

Number of entries: 27

Name	NUSF Code	Date of Birth	Location of Qualification	Date of Qualification
GUERTIN Philippe	CAN	18 JAN 1991		
PALTRINIERI Gregorio	ITA	05 SEP 1994		
HEDLIN Eric William	CAN	18 APR 1993		
MANZI Andrea	ITA	27 NOV 1997		
PIELOWSKI Krzysztof Pawel	POL	14 JUN 1991		
MEISSNER Soeren Detlef	GER	12 FEB 1990		
PAP Márk	HUN	08 JAN 1994		
KENENBAYEV Kenessary	KAZ	07 NOV 1995		
INGEDULD Vit	CZE	16 OCT 1994		
KOZUBEK Matej	CZE	11 MAY 1996		
RIBEIRO COLONESE Victor Hugo	BRA	16 JAN 1992		
KOZHEVNIKOV Roman	RUS	31 AUG 1994		
LOPES MAMEDIO DO CA Allan	BRA	03 AUG 1989		
BELYAEV Kirill	RUS	27 AUG 1997		
ARTIMON Alin Alexandru	ROU	19 FEB 1992		
SMITS Pepijn Maxime	NED	09 DEC 1996		
KHUDYAKOV Vitaliy	KAZ	07 AUG 1994		
EDWARDS Kai Graeme	AUS	13 SEP 1998		
SIGNORINI Oliver Campbell	AUS	09 NOV 1996		
NONAKA Taiki	JPN	07 JAN 1997		
AOKI Yosuke	JPN	29 SEP 1993		
RESMAN Shahar	ISR	18 MAY 1991		
AL KHADHURI Musallam Abdullah	OMA	28 JAN 1992		
MOHAMMED Aleem Stephon	TTO	24 APR 1996		
LANUZA SEGURA Cristofer Danie	CRC	06 SEP 1996		
CHO Cheng Chi	TPE	21 OCT 1998		
ROBINSON Tobias Patrick	GBR	22 AUG 1996		

Note:  
All corrections are available in INFO



### MEDALLISTS

獎牌得主

Medal	Name	NUSF
-------	------	------

GOLD	PALTRINIERI Gregorio	ITA - Italy
SILVER	MEISSNER Soeren Detlef	GER - Germany
BRONZE	PIELOWSKI Krzysztof Pawel	POL - Poland



## START LIST

Bib Number	Name	NUSF Code	Date of Birth	Time	Rank
1	PIELOWSKI Krzysztof Pawel	POL	14 JUN 1991		
2	MANZI Andrea	ITA	27 NOV 1997		
3	SMITS Pepijn Maxime	NED	09 DEC 1996		
4	AL KHADHURI Musallam Abdullah	OMA	28 JAN 1992		
5	CHO Cheng Chi	TPE	21 OCT 1998		
6	LOPES MAMEDIO DO CA Allan	BRA	03 AUG 1989		
7	SIGNORINI Oliver Campbell	AUS	09 NOV 1996		
8	RESMAN Shahar	ISR	18 MAY 1991		
9	AOKI Yosuke	JPN	29 SEP 1993		
10	RIBEIRO COLONESE Victor Hugo	BRA	16 JAN 1992		
11	MEISSNER Soeren Detlef	GER	12 FEB 1990		
12	ARTIMON Alin Alexandru	ROU	19 FEB 1992		
13	PALTRINIERI Gregorio	ITA	05 SEP 1994		
14	PAP Márk	HUN	08 JAN 1994		
15	KENENBAYEV Kenessary	KAZ	07 NOV 1995		
16	INGEDULD Vit	CZE	16 OCT 1994		
17	HEDLIN Eric William	CAN	18 APR 1993		
18	GUERTIN Philippe	CAN	18 JAN 1991		
19	KHUDYAKOV Vitaliy	KAZ	07 AUG 1994		
20	KOZUBEK Matej	CZE	11 MAY 1996		
21	EDWARDS Kai Graeme	AUS	13 SEP 1998		
22	MOHAMMED Aleem Stephon	TTO	24 APR 1996		
23	LANUZA SEGURA Cristofer Danie	CRC	06 SEP 1996		
24	BELYAEV Kirill	RUS	27 AUG 1997		
25	NONAKA Taiki	JPN	07 JAN 1997		
26	KOZHEVNIKOV Roman	RUS	31 AUG 1994		
27	ROBINSON Tobias Patrick	GBR	22 AUG 1996		

**Note:**

Consult competition schedule in INFO for heat start times



# RESULT BOOK


29TH Summer Universiade Taipei 2017



## Swimming

Women's 100m

Backstroke





## MEDALLISTS

獎牌得主

Medal	Name	NUSF
GOLD	WHITTAKER Sian Monique	AUS - Australia
SILVER	STEVENS Hannah Elizabet	USA - United States of America
BRONZE	KONISHI Anna	JPN - Japan



## START LIST

出場名單

Record	Name	NUSF Code	Location	Date
WR	58.10 MASSE KYLIE	CAN	BUDAPEST (HUN)	25 JUL 2017
UR	59.83 ZUEVA ANASTASIA	RUS	KAZAN (RUS)	13 JUL 2013

### Final

Event No. 18

Lane	Name	NUSF Code	Date of Birth	Qualifying Time	Time	Rank
1	LAPSHINA Polina	RUS	14 NOV 1995	1:01.04		
2	KONISHI Anna	JPN	10 MAY 1996	1:00.69		
3	TOUSSAINT Kira Marije	NED	22 MAY 1994	1:00.61		
4	DE LOOF Alexandra Marga	USA	14 AUG 1994	1:00.52		
5	WHITTAKER Sian Monique	AUS	10 AUG 1997	1:00.53		
6	ZEVNIK Alexia	CAN	04 MAR 1994	1:00.62		
7	STEVENS Hannah Elizabet	USA	09 MAY 1995	1:00.76		
8	ZOFKOVA Carlotta	ITA	22 FEB 1993	1:01.05		

### Reserves

Name	NUSF Code	Date of Birth	Qualifying Time	Time	Rank
TCHORZ Alicja Maria	POL	13 AUG 1992	1:01.25		
KAMENEVA Mariia	RUS	27 MAY 1999	1:01.32		

**Note:**

Consult competition schedule in INFO for heat start times

**Legend:**

UR Universiade Record      WR World record



## START LIST

出場名單

	Record	Name	NUSF Code	Location	Date
WR	58.10	MASSE KYLIE	CAN	BUDAPEST (HUN)	25 JUL 2017
UR	59.83	ZUEVA ANASTASIA	RUS	KAZAN (RUS)	13 JUL 2013

### Heat 1 of 6

Event No. 18

Lane	Name	NUSF Code	Date of Birth	Qualifying Time	Time	Rank
1	NOAH Epebi Ebi	NGR	04 JAN 1995	1:23.13		
2	KPILIBOH Akina Yehsu	NGR	12 JAN 1993	1:18.50		
3	BANEGAS Fatima Mitchell	HON	05 MAY 1995	1:11.70		
4	RIZKALLAH Jennifer	LBN	11 MAR 1997	1:08.00		
5	SPUHR RAMIREZ Marianne Andrea	CHI	08 FEB 1994	1:08.22		
6	LOPEZ ZAPATA Raquel Emilia	COL	27 JUN 1994	1:12.37		
7	ELLAWALA Nidheesha Hesik	SRI	26 JUL 1996	1:22.00		

### Heat 2 of 6

Lane	Name	NUSF Code	Date of Birth	Qualifying Time	Time	Rank
1	BARTOVICOVA Barbara	SVK	05 JUN 1998	1:06.17		
2	ARRUA VILLAGRA Maria Jose	PAR	03 MAR 1999	1:04.90		
3	HSU An	TPE	29 JUN 1998	1:04.32		
4	OLIVARES Isabella	PHI	25 FEB 1995	1:04.00		
5	SEPP Kaetlin	EST	08 AUG 1992	1:04.12		
6	FRISCHKNECHT Rita	POR	09 SEP 1998	1:04.53		
7	LAU Sze Wing Erica	HKG	15 JAN 1998	1:05.96		
8	QUINTERO SOSA María Clara	COL	11 JUL 1992	1:07.97		

### Heat 3 of 6

Lane	Name	NUSF Code	Date of Birth	Qualifying Time	Time	Rank
1	KOPRIVOVA Vera	CZE	04 AUG 1995	1:03.32		
2	MENAHM Shahar	ISR	10 JAN 1997	1:03.00		
3	MACAVEI Carina-Bianca	ROU	16 SEP 1994	1:02.88		
4	ZEREN Halime Zulal	TUR	15 APR 1995	1:02.41		
5	GOTO Mayuko	JPN	13 JUL 1995	1:02.53		
6	PARK Hanbyeol	KOR	28 SEP 1997	1:02.95		
7	TEIJONSALO Fanny Emilia	FIN	06 FEB 1996	1:03.30		
8	GEORGIEVA Gabriela Georgi	BUL	16 JUN 1997	1:03.67		



## START LIST

出場名單

	Record	Name	NUSF Code	Location	Date
WR	58.10	MASSE KYLIE	CAN	BUDAPEST (HUN)	25 JUL 2017
UR	59.83	ZUEVA ANASTASIA	RUS	KAZAN (RUS)	13 JUL 2013

### Heat 4 of 6

Lane	Name	NUSF Code	Date of Birth	Qualifying Time	Time	Rank
1	GALAMB Szimonetta	HUN	03 MAY 1992	1:01.98		
2	PANZIERA Margherita	ITA	12 AUG 1995	1:01.17		
3	KONISHI Anna	JPN	10 MAY 1996	1:00.72		
4	BAKER Hayley Victoria	AUS	23 MAY 1995	1:00.25		
5	GRAF Lisa	GER	13 NOV 1992	1:00.37		
6	ZOFKOVA Carlotta	ITA	22 FEB 1993	1:01.03		
7	NAZIEBLO Klaudia Patrycj	POL	03 DEC 1993	1:01.43		
8	KO Sumin	KOR	14 FEB 1995	1:02.28		

### Heat 5 of 6

Lane	Name	NUSF Code	Date of Birth	Qualifying Time	Time	Rank
1	MAHIEU Pauline, Claude	FRA	13 MAR 1999	1:01.68		
2	LAPSHINA Polina	RUS	14 NOV 1995	1:01.10		
3	WHITTAKER Sian Monique	AUS	10 AUG 1997	1:00.63		
4	DE LOOF Alexandra Marga	USA	14 AUG 1994	59.43		
5	KAMENEVA Mariia	RUS	27 MAY 1999	1:00.32		
6	TCHORZ Alicja Maria	POL	13 AUG 1992	1:01.03		
7	GREENSLADE Kathryn Sian	GBR	18 JAN 1998	1:01.35		
8	KRUTOHOLOVA Yuliia	UKR	14 AUG 1999	1:02.21		

### Heat 6 of 6

Lane	Name	NUSF Code	Date of Birth	Qualifying Time	Time	Rank
1	VERMEULEN Tessa	NED	29 JAN 1998	1:01.58		
2	HANUS Danielle Franci	CAN	16 MAR 1998	1:01.08		
3	LAEMMLER Nadine Marion	GER	19 MAY 1994	1:00.56		
4	STEVENS Hannah Elizabet	USA	09 MAY 1995	59.40		
5	TOUSSAINT Kira Marije	NED	22 MAY 1994	1:00.28		
6	ZEVNIK Alexia	CAN	04 MAR 1994	1:00.78		
7	SIMPSON Kirsty Sheila	GBR	12 MAR 1996	1:01.31		
8	MAZUTAITYTE Ugne	LTU	14 MAR 1997	1:02.02		

**Note:**

Consult competition schedule in INFO for heat start times

**Legend:**

UR Universiade Record      WR World record



## RESULTS

比賽成績

	Record	Name	NUSF Code	Location	Date
WR	58.10	MASSE KYLIE	CAN	BUDAPEST (HUN)	25 JUL 2017
UR	59.83	ZUEVA ANASTASIA	RUS	KAZAN (RUS)	13 JUL 2013

### Heat 1 of 6

Event No. 18

Rank	Lane	Name	NUSF Code	R.T.	50m	Time	Time Behind
1	5	SPUHR RAMIREZ M	CHI	0.63	(1) 32.92	<b>1:07.77</b> 34.85	
2	4	RIZKALLAH Jennifer	LBN	0.91	(3) 35.60	<b>1:11.18</b> 35.58	3.41
3	3	BANEGAS Fatima Mitchell	HON	0.81	(2) 35.20	<b>1:12.64</b> 37.44	4.87
4	6	LOPEZ ZAPATA Raquel Emilia	COL	0.74	(4) 36.41	<b>1:16.65</b> 40.24	8.88
5	7	ELLAWALA Nidheesha Hesik	SRI	0.71	(5) 40.09	<b>1:22.77</b> 42.68	15.00
	1	NOAH Epebi Ebi	NGR			<b>DNS</b>	
	2	KPILIBOH Akina Yehsu	NGR			<b>DNS</b>	

### Heat 2 of 6

Rank	Lane	Name	NUSF Code	R.T.	50m	Time	Time Behind
1	3	HSU An	TPE	0.79	(1) 30.42	<b>1:03.84</b> 33.42	
2	5	SEPP Kaetlin	EST	0.93	(2) 31.16	<b>1:04.96</b> 33.80	1.12
3	6	FRISCHKNECHT Rita	POR	0.84	(3) 31.47	<b>1:05.07</b> 33.60	1.23
4	4	OLIVARES Isabella	PHI	0.75	(6) 32.38	<b>1:06.88</b> 34.50	3.04
5	7	LAU Sze Wing Erica	HKG	0.84	(5) 32.34	<b>1:06.97</b> 34.63	3.13
6	1	BARTOVICOVA Barbara	SVK	0.91	(7) 32.58	<b>1:07.19</b> 34.61	3.35
7	2	ARRUA VILLAGRA Maria Jose	PAR	0.78	(4) 31.83	<b>1:07.42</b> 35.59	3.58
8	8	QUINTERO SOSA María Clara	COL	0.86	(8) 33.19	<b>1:09.15</b> 35.96	5.31



## RESULTS

比賽成績

	Record	Name	NUSF Code	Location	Date
WR	58.10	MASSE KYLIE	CAN	BUDAPEST (HUN)	25 JUL 2017
UR	59.83	ZUEVA ANASTASIA	RUS	KAZAN (RUS)	13 JUL 2013

### Heat 3 of 6

Rank	Lane	Name	NUSF Code	R.T.	50m	Time	Time Behind
1	5	GOTO Mayuko	JPN	0.83	(2) 30.44	<b>1:02.51</b> 32.07	
2	6	PARK Hanbyeol	KOR	0.85	(1) 29.27	<b>1:02.85</b> 33.58	0.34
3	4	ZEREN Halime Zulal	TUR	0.86	(5) 30.90	<b>1:03.04</b> 32.14	0.53
4	1	KOPRIVOVA Vera	CZE	0.98	(3) 30.61	<b>1:03.44</b> 32.83	0.93
5	2	MENAHM Shahar	ISR	0.95	(4) 30.72	<b>1:03.56</b> 32.84	1.05
6	8	GEORGIEVA Gabriela Georgi	BUL	0.88	(6) 31.36	<b>1:04.65</b> 33.29	2.14
7	7	TEIJONSALO Fanny Emilia	FIN	0.72	(7) 31.43	<b>1:04.89</b> 33.46	2.38
8	3	MACAVEI Carina-Bianca	ROU	0.91	(8) 31.84	<b>1:05.74</b> 33.90	3.23

### Heat 4 of 6

Rank	Lane	Name	NUSF Code	R.T.	50m	Time	Time Behind
1	4	BAKER Hayley Victoria	AUS	0.70	(4) 30.11	<b>1:01.33</b> 31.22	
2	6	ZOFKOVA Carlotta	ITA	0.89	(2) 29.98	<b>1:01.36</b> 31.38	0.03
3	3	KONISHI Anna	JPN	0.57	(3) 30.07	<b>1:01.46</b> 31.39	0.13
4	2	PANZIERA Margherita	ITA	0.85	(5) 30.20	<b>1:01.63</b> 31.43	0.30
5	7	NAZIEBLO Klaudia Patrycj	POL	0.83	(6) 30.31	<b>1:02.04</b> 31.73	0.71
6	5	GRAF Lisa	GER	0.91	(7) 30.41	<b>1:02.21</b> 31.80	0.88
7	8	KO Sumin	KOR	0.68	(1) 29.71	<b>1:02.28</b> 32.57	0.95
8	1	GALAMB Szimonetta	HUN	0.88	(8) 30.69	<b>1:03.29</b> 32.60	1.96



## RESULTS

比賽成績

	Record	Name	NUSF Code	Location	Date
WR	58.10	MASSE KYLIE	CAN	BUDAPEST (HUN)	25 JUL 2017
UR	59.83	ZUEVA ANASTASIA	RUS	KAZAN (RUS)	13 JUL 2013

### Heat 5 of 6

Rank	Lane	Name	NUSF Code	R.T.	50m	Time	Time Behind
1	5	KAMENEVA Mariia	RUS	0.82	(3) 29.68	<b>1:00.60</b> 30.92	
2	3	WHITTAKER Sian Monique	AUS	0.99	(5) 29.82	<b>1:00.91</b> 31.09	0.31
3	4	DE LOOF Alexandra Marga	USA	0.70	(1) 29.24	<b>1:01.01</b> 31.77	0.41
4	6	TCHORZ Alicja Maria	POL	0.83	(2) 29.67	<b>1:01.14</b> 31.47	0.54
5	7	GREENSLADE Kathryn Sian	GBR	0.88	(8) 30.42	<b>1:01.42</b> 31.00	0.82
6	2	LAPSHINA Polina	RUS	0.81	(4) 29.74	<b>1:01.91</b> 32.17	1.31
7	8	KRUTOHOLOVA Yuliia	UKR	0.77	(6) 29.84	<b>1:01.96</b> 32.12	1.36
8	1	MAHIEU Pauline, Claude	FRA	0.91	(7) 30.12	<b>1:02.03</b> 31.91	1.43

### Heat 6 of 6

Rank	Lane	Name	NUSF Code	R.T.	50m	Time	Time Behind
1	6	ZEVNIK Alexia	CAN	0.82	(1) 29.33	<b>1:00.49</b> 31.16	
2	4	STEVENS Hannah Elizabet	USA	0.84	(2) 29.57	<b>1:00.82</b> 31.25	0.33
3	5	TOUSSAINT Kira Marije	NED	0.57	(3) 29.70	<b>1:00.86</b> 31.16	0.37
4	2	HANUS Danielle Franci	CAN	0.79	(4) 29.99	<b>1:02.00</b> 32.01	1.51
5	1	VERMEULEN Tessa	NED	0.88	(7) 30.51	<b>1:02.19</b> 31.68	1.70
6	3	LAEMMLER Nadine Marion	GER	0.79	(5) 30.28	<b>1:02.41</b> 32.13	1.92
7	7	SIMPSON Kirsty Sheila	GBR	0.73	(6) 30.49	<b>1:02.52</b> 32.03	2.03
8	8	MAZUTAITYTE Ugne	LTU	0.76	(8) 30.73	<b>1:03.40</b> 32.67	2.91

<b>Legend:</b>	DNS	Did not start	R.T.	Reaction time	UR	Universiade Record	WR	World record
----------------	-----	---------------	------	---------------	----	--------------------	----	--------------



## RESULTS SUMMARY

成績總表

Record	Name	NUSF Code	Location	Date
WR	58.10 MASSE KYLIE	CAN	BUDAPEST (HUN)	25 JUL 2017
UR	59.83 ZUEVA ANASTASIA	RUS	KAZAN (RUS)	13 JUL 2013

Heats								Event No. 18
Rank	Heat	Lane	Name	NUSF Code	R.T.	50m	Time	Time Behind
1	6	6	ZEVNIK Alexia	CAN	0.82	(1) 29.33	<b>1:00.49</b> 31.16	Q
2	5	5	KAMENEVA Mariia	RUS	0.82	(3) 29.68	<b>1:00.60</b> 30.92	0.11 Q
3	6	4	STEVENS Hannah Elizabet	USA	0.84	(2) 29.57	<b>1:00.82</b> 31.25	0.33 Q
4	6	5	TOUSSAINT Kira Marije	NED	0.57	(3) 29.70	<b>1:00.86</b> 31.16	0.37 Q
5	5	3	WHITTAKER Sian Monique	AUS	0.99	(5) 29.82	<b>1:00.91</b> 31.09	0.42 Q
6	5	4	DE LOOF Alexandra Marga	USA	0.70	(1) 29.24	<b>1:01.01</b> 31.77	0.52 Q
7	5	6	TCHORZ Alicja Maria	POL	0.83	(2) 29.67	<b>1:01.14</b> 31.47	0.65 Q
8	4	4	BAKER Hayley Victoria	AUS	0.70	(4) 30.11	<b>1:01.33</b> 31.22	0.84 Q
9	4	6	ZOFKOVA Carlotta	ITA	0.89	(2) 29.98	<b>1:01.36</b> 31.38	0.87 Q
10	5	7	GREENSLADE Kathryn Sian	GBR	0.88	(8) 30.42	<b>1:01.42</b> 31.00	0.93 Q
11	4	3	KONISHI Anna	JPN	0.57	(3) 30.07	<b>1:01.46</b> 31.39	0.97 Q
12	4	2	PANZIERA Margherita	ITA	0.85	(5) 30.20	<b>1:01.63</b> 31.43	1.14 Q
13	5	2	LAPSHINA Polina	RUS	0.81	(4) 29.74	<b>1:01.91</b> 32.17	1.42 Q
14	5	8	KRUTOHOLOVA Yuliia	UKR	0.77	(6) 29.84	<b>1:01.96</b> 32.12	1.47 Q
15	6	2	HANUS Danielle Franci	CAN	0.79	(4) 29.99	<b>1:02.00</b> 32.01	1.51 Q
16	5	1	MAHIEU Pauline, Claude	FRA	0.91	(7) 30.12	<b>1:02.03</b> 31.91	1.54 Q
17	4	7	NAZIEBLO Klaudia Patrycj	POL	0.83	(6) 30.31	<b>1:02.04</b> 31.73	1.55
18	6	1	VERMEULEN Tessa	NED	0.88	(7) 30.51	<b>1:02.19</b> 31.68	1.70
19	4	5	GRAF Lisa	GER	0.91	(7) 30.41	<b>1:02.21</b> 31.80	1.72
20	4	8	KO Sumin	KOR	0.68	(1) 29.71	<b>1:02.28</b> 32.57	1.79
21	6	3	LAEMMLER Nadine Marion	GER	0.79	(5) 30.28	<b>1:02.41</b> 32.13	1.92
22	3	5	GOTO Mayuko	JPN	0.83	(2) 30.44	<b>1:02.51</b> 32.07	2.02
23	6	7	SIMPSON Kirsty Sheila	GBR	0.73	(6) 30.49	<b>1:02.52</b> 32.03	2.03
24	3	6	PARK Hanbyeol	KOR	0.85	(1) 29.27	<b>1:02.85</b> 33.58	2.36
25	3	4	ZEREN Halime Zulal	TUR	0.86	(5) 30.90	<b>1:03.04</b> 32.14	2.55



## RESULTS SUMMARY

成績總表

Record	Name	NUSF Code	Location	Date
WR	58.10 MASSE KYLIE	CAN	BUDAPEST (HUN)	25 JUL 2017
UR	59.83 ZUEVA ANASTASIA	RUS	KAZAN (RUS)	13 JUL 2013

### Heats

Rank	Heat	Lane	Name	NUSF Code	R.T.	50m	Time	Time Behind
26	4	1	GALAMB Szimonetta	HUN	0.88	(8) 30.69	<b>1:03.29</b> 32.60	2.80
27	6	8	MAZUTAITYTE Ugne	LTU	0.76	(8) 30.73	<b>1:03.40</b> 32.67	2.91
28	3	1	KOPRIVOVA Vera	CZE	0.98	(3) 30.61	<b>1:03.44</b> 32.83	2.95
29	3	2	MENAHM Shahar	ISR	0.95	(4) 30.72	<b>1:03.56</b> 32.84	3.07
30	2	3	HSU An	TPE	0.79	(1) 30.42	<b>1:03.84</b> 33.42	3.35
31	3	8	GEORGIEVA Gabriela Georgi	BUL	0.88	(6) 31.36	<b>1:04.65</b> 33.29	4.16
32	3	7	TEIJONSALO Fanny Emilia	FIN	0.72	(7) 31.43	<b>1:04.89</b> 33.46	4.40
33	2	5	SEPP Kaetlin	EST	0.93	(2) 31.16	<b>1:04.96</b> 33.80	4.47
34	2	6	FRISCHKNECHT Rita	POR	0.84	(3) 31.47	<b>1:05.07</b> 33.60	4.58
35	3	3	MACAVEI Carina-Bianca	ROU	0.91	(8) 31.84	<b>1:05.74</b> 33.90	5.25
36	2	4	OLIVARES Isabella	PHI	0.75	(6) 32.38	<b>1:06.88</b> 34.50	6.39
37	2	7	LAU Sze Wing Erica	HKG	0.84	(5) 32.34	<b>1:06.97</b> 34.63	6.48
38	2	1	BARTOVICOVA Barbara	SVK	0.91	(7) 32.58	<b>1:07.19</b> 34.61	6.70
39	2	2	ARRUA VILLAGRA Maria Jose	PAR	0.78	(4) 31.83	<b>1:07.42</b> 35.59	6.93
40	1	5	SPUHR RAMIREZ M	CHI	0.63	(1) 32.92	<b>1:07.77</b> 34.85	7.28
41	2	8	QUINTERO SOSA Maria Clara	COL	0.86	(8) 33.19	<b>1:09.15</b> 35.96	8.66
42	1	4	RIZKALLAH Jennifer	LBN	0.91	(3) 35.60	<b>1:11.18</b> 35.58	10.69
43	1	3	BANEGAS Fatima Mitchell	HON	0.81	(2) 35.20	<b>1:12.64</b> 37.44	12.15
44	1	6	LOPEZ ZAPATA Raquel Emilia	COL	0.74	(4) 36.41	<b>1:16.65</b> 40.24	16.16
45	1	7	ELLAWALA Nidheesha Hesik	SRI	0.71	(5) 40.09	<b>1:22.77</b> 42.68	22.28
	1	2	KPILIBOH Akina Yehsu	NGR			<b>DNS</b>	
	1	1	NOAH Epebi Ebi	NGR			<b>DNS</b>	

Legend:	Classified Final	R.T.	Reaction time	UR	Universiade Record	WR	World record
---------	------------------	------	---------------	----	--------------------	----	--------------



## START LIST

出場名單

	Record	Name	NUSF Code	Location	Date
WR	58.10	MASSE KYLIE	CAN	BUDAPEST (HUN)	25 JUL 2017
UR	59.83	ZUEVA ANASTASIA	RUS	KAZAN (RUS)	13 JUL 2013

### Semifinal 1 of 2

Event No. 18

Lane	Name	NUSF Code	Date of Birth	Qualifying Time	Time	Rank
1	KRUTOHOLOVA Yuliia	UKR	14 AUG 1999	1:01.96		
2	GREENSLADE Kathryn Sian	GBR	18 JAN 1998	1:01.42		
3	DE LOOF Alexandra Marga	USA	14 AUG 1994	1:01.01		
4	KAMENEVA Mariia	RUS	27 MAY 1999	1:00.60		
5	TOUSSAINT Kira Marije	NED	22 MAY 1994	1:00.86		
6	BAKER Hayley Victoria	AUS	23 MAY 1995	1:01.33		
7	PANZIERA Margherita	ITA	12 AUG 1995	1:01.63		
8	MAHIEU Pauline, Claude	FRA	13 MAR 1999	1:02.03		

### Semifinal 2 of 2

Lane	Name	NUSF Code	Date of Birth	Qualifying Time	Time	Rank
1	LAPSHINA Polina	RUS	14 NOV 1995	1:01.91		
2	ZOFKOVA Carlotta	ITA	22 FEB 1993	1:01.36		
3	WHITTAKER Sian Monique	AUS	10 AUG 1997	1:00.91		
4	ZEVNIK Alexia	CAN	04 MAR 1994	1:00.49		
5	STEVENS Hannah Elizabet	USA	09 MAY 1995	1:00.82		
6	TCHORZ Alicja Maria	POL	13 AUG 1992	1:01.14		
7	KONISHI Anna	JPN	10 MAY 1996	1:01.46		
8	HANUS Danielle Franci	CAN	16 MAR 1998	1:02.00		

### Reserves

Name	NUSF Code	Date of Birth	Qualifying Time	Time	Rank
NAZIEBLO Klaudia Patrycj	POL	03 DEC 1993	1:02.04		
VERMEULEN Tessa	NED	29 JAN 1998	1:02.19		

**Note:**

Consult competition schedule in INFO for heat start times

**Legend:**

UR Universiade Record      WR World record



## RESULTS

比賽成績

	Record	Name	NUSF Code	Location	Date
WR	58.10	MASSE KYLIE	CAN	BUDAPEST (HUN)	25 JUL 2017
UR	59.83	ZUEVA ANASTASIA	RUS	KAZAN (RUS)	13 JUL 2013

### Semifinal 1

Event No. 18

Rank	Lane	Name	NUSF Code	R.T.	50m	Time	Time Behind
1	3	DE LOOF Alexandra Marga	USA	0.85	(1) 29.23	<b>1:00.52</b> 31.29	
2	5	TOUSSAINT Kira Marije	NED	0.56	(2) 29.33	<b>1:00.61</b> 31.28	0.09
3	4	KAMENEVA Mariia	RUS	0.85	(3) 29.80	<b>1:01.32</b> 31.52	0.80
4	2	GREENSLADE Kathryn Sian	GBR	0.89	(5) 30.16	<b>1:01.52</b> 31.36	1.00
5	7	PANZIERA Margherita	ITA	0.79	(5) 30.16	<b>1:01.56</b> 31.40	1.04
6	8	MAHIEU Pauline, Claude	FRA	0.88	(4) 29.95	<b>1:01.99</b> 32.04	1.47
7	6	BAKER Hayley Victoria	AUS	0.66	(8) 30.22	<b>1:02.19</b> 31.97	1.67
8	1	KRUTOHOLOVA Yuliia	UKR	0.84	(7) 30.19	<b>1:02.23</b> 32.04	1.71

### Semifinal 2

Rank	Lane	Name	NUSF Code	R.T.	50m	Time	Time Behind
1	3	WHITTAKER Sian Monique	AUS	0.79	(7) 29.86	<b>1:00.53</b> 30.67	
2	4	ZEVNIK Alexia	CAN	1.00	(2) 29.40	<b>1:00.62</b> 31.22	0.09
3	7	KONISHI Anna	JPN	0.55	(6) 29.82	<b>1:00.69</b> 30.87	0.16
4	5	STEVENS Hannah Elizabet	USA	0.86	(1) 29.08	<b>1:00.76</b> 31.68	0.23
5	1	LAPSHINA Polina	RUS	0.78	(3) 29.51	<b>1:01.04</b> 31.53	0.51
6	2	ZOFKOVA Carlotta	ITA	0.87	(5) 29.72	<b>1:01.05</b> 31.33	0.52
7	6	TCHORZ Alicja Maria	POL	0.86	(4) 29.71	<b>1:01.25</b> 31.54	0.72
8	8	HANUS Danielle Franci	CAN	0.69	(8) 30.45	<b>1:02.64</b> 32.19	2.11

Legend:

R.T. Reaction time      UR Universiade Record      WR World record



## RESULTS SUMMARY

成績總表

Record	Name	NUSF Code	Location	Date
WR	58.10 MASSE KYLIE	CAN	BUDAPEST (HUN)	25 JUL 2017
UR	59.83 ZUEVA ANASTASIA	RUS	KAZAN (RUS)	13 JUL 2013

### Semifinals Event No. 18

Rank	Heat	Lane	Name	NUSF Code	R.T.	50m	Time	Time Behind
1	1	3	DE LOOF Alexandra Marga	USA	0.85	(1) 29.23	<b>1:00.52</b> 31.29	Q
2	2	3	WHITTAKER Sian Monique	AUS	0.79	(7) 29.86	<b>1:00.53</b> 30.67	0.01 Q
3	1	5	TOUSSAINT Kira Marije	NED	0.56	(2) 29.33	<b>1:00.61</b> 31.28	0.09 Q
4	2	4	ZEVNIK Alexia	CAN	1.00	(2) 29.40	<b>1:00.62</b> 31.22	0.10 Q
5	2	7	KONISHI Anna	JPN	0.55	(6) 29.82	<b>1:00.69</b> 30.87	0.17 Q
6	2	5	STEVENS Hannah Elizabet	USA	0.86	(1) 29.08	<b>1:00.76</b> 31.68	0.24 Q
7	2	1	LAPSHINA Polina	RUS	0.78	(3) 29.51	<b>1:01.04</b> 31.53	0.52 Q
8	2	2	ZOFKOVA Carlotta	ITA	0.87	(5) 29.72	<b>1:01.05</b> 31.33	0.53 Q
9	2	6	TCHORZ Alicja Maria	POL	0.86	(4) 29.71	<b>1:01.25</b> 31.54	0.73
10	1	4	KAMENEVA Mariia	RUS	0.85	(3) 29.80	<b>1:01.32</b> 31.52	0.80
11	1	2	GREENSLADE Kathryn Sian	GBR	0.89	(5) 30.16	<b>1:01.52</b> 31.36	1.00
12	1	7	PANZIERA Margherita	ITA	0.79	(5) 30.16	<b>1:01.56</b> 31.40	1.04
13	1	8	MAHIEU Pauline, Claude	FRA	0.88	(4) 29.95	<b>1:01.99</b> 32.04	1.47
14	1	6	BAKER Hayley Victoria	AUS	0.66	(8) 30.22	<b>1:02.19</b> 31.97	1.67
15	1	1	KRUTOHOLOVA Yuliia	UKR	0.84	(7) 30.19	<b>1:02.23</b> 32.04	1.71
16	2	8	HANUS Danielle Franci	CAN	0.69	(8) 30.45	<b>1:02.64</b> 32.19	2.12

<b>Legend:</b>	Classified Final	R.T.	Reaction time	UR	Universiade Record	WR	World record
----------------	------------------	------	---------------	----	--------------------	----	--------------



# RESULT BOOK


29TH Summer Universiade Taipei 2017



## Swimming

Women's 100m

Breaststroke





## MEDALLISTS

獎牌得主

Medal	Name	NUSF
GOLD	WATANABE Kanako	JPN - Japan
SILVER	AOKI Reona	JPN - Japan
BRONZE	COTTRELL Andrea Marie	USA - United States of America



## START LIST

出場名單

	Record	Name	NUSF Code	Location	Date
WR	1:04.13	KING LILLY	USA	BUDAPEST (HUN)	25 JUL 2017
UR	1:05.48	EFIMOVA IULIA	RUS	KAZAN (RUS)	12 JUL 2013

### Final

Event No. 11

Lane	Name	NUSF Code	Date of Birth	Qualifying Time	Time	Rank
1	TEMNIKOVA Mariia	RUS	17 NOV 1995	1:08.64		
2	PICKETT Leiston Jane	AUS	06 FEB 1992	1:08.26		
3	COTTRELL Andrea Marie	USA	30 JUN 1995	1:08.16		
4	WATANABE Kanako	JPN	15 NOV 1996	1:07.71		
5	SCHOENMAKER Tatjana Renske	RSA	09 JUL 1997	1:07.77		
6	AOKI Reona	JPN	24 FEB 1995	1:08.19		
7	TUCKER Miranda Lynn	USA	08 JUN 1997	1:08.34		
8	KIM Hyejin	KOR	03 MAY 1994	1:08.88		

### Reserves

Name	NUSF Code	Date of Birth	Qualifying Time	Time	Rank
YANG Jiwon	KOR	25 SEP 1997	1:08.93		
STEIGER Jessica	GER	24 MAY 1992	1:09.00		

#### Note:

Consult competition schedule in INFO for heat start times

#### Legend:

UR Universiade Record      WR World record



## START LIST

出場名單

	Record	Name	NUSF Code	Location	Date
WR	1:04.13	KING LILLY	USA	BUDAPEST (HUN)	25 JUL 2017
UR	1:05.48	EFIMOVA IULIA	RUS	KAZAN (RUS)	12 JUL 2013

### Heat 1 of 6

Event No. 11

Lane	Name	NUSF Code	Date of Birth	Qualifying Time	Time	Rank
2	BIQUE Jannat Firdosse	MOZ	16 MAY 1997	1:26.18		
3	GAEBE Doutimi Okoko	NGR	18 DEC 1993	1:22.05		
4	GUERRA SU Carmen Melisa	NCA	17 JUL 1997	1:18.09		
5	BUENAVENTURA Leichelle	PHI	12 DEC 1999	1:22.00		
6	DOUGHANE Lynn	LBN	24 MAR 1997	1:24.00		
7	FORCADOS Margret	NGR	01 JAN 1990	1:27.13		

### Heat 2 of 6

Lane	Name	NUSF Code	Date of Birth	Qualifying Time	Time	Rank
1	LEI On Kei	MAC	18 OCT 1991	1:15.50		
2	RODGERS Joy	PHI	03 APR 1996	1:14.00		
3	VAN LEENEN Eva Lilian	INA	08 MAR 1995	1:12.98		
4	LABANAUSKAITE Vikte	LTU	18 MAY 1997	1:12.45		
5	HO Yan Lum Deborah	SGP	29 JUL 1998	1:12.98		
6	ZHAO Ying	CHN	08 APR 1997	1:14.00		
7	TAM An Tian Amanda	SGP	24 NOV 1997	1:14.65		
8	CHANUAR Leila Andrea	CHI	20 SEP 1994	1:17.71		

### Heat 3 of 6

Lane	Name	NUSF Code	Date of Birth	Qualifying Time	Time	Rank
1	HIGGS Margaret Albury	BAH	09 APR 1999	1:12.06		
2	KERSA Karleen	EST	15 MAY 1996	1:11.84		
3	VISAGIE Emily Joyce	RSA	08 JAN 1998	1:11.44		
4	LIAO Man Wen	TPE	12 SEP 1994	1:10.82		
5	HAUGHEY Aisling Bridget	HKG	16 DEC 1995	1:11.28		
6	MORLEY Laura Jane	BAH	01 OCT 1996	1:11.46		
7	VELEZ CATANO Salome	COL	18 NOV 1993	1:11.93		
8	KRETAPRADANI Margareta	INA	04 JUN 1992	1:12.44		

### Heat 4 of 6

Lane	Name	NUSF Code	Date of Birth	Qualifying Time	Time	Rank
1	CARRILLO AVILEZ Ana Daniela	MEX	05 NOV 1993	1:09.98		
2	RODRIGUEZ VILLANUEV Byanca Melissa	MEX	13 SEP 1994	1:09.16		
3	WOG Kelsey Lauren	CAN	19 SEP 1998	1:08.02		
4	PICKETT Leiston Jane	AUS	06 FEB 1992	1:07.52		
5	SZTANDERA Dominika Anna	POL	19 JAN 1997	1:07.92		
6	EKSTROEM Vilma Sofia	SWE	14 APR 1994	1:08.65		
7	HARKIN Abbey Grace	AUS	06 MAY 1998	1:09.52		
8	YEUNG Jamie Zhen Mei	HKG	08 JUL 1997	1:10.70		



## START LIST

出場名單

	Record	Name	NUSF Code	Location	Date
WR	1:04.13	KING LILLY	USA	BUDAPEST (HUN)	25 JUL 2017
UR	1:05.48	EFIMOVA IULIA	RUS	KAZAN (RUS)	12 JUL 2013

### Heat 5 of 6

Lane	Name	NUSF Code	Date of Birth	Qualifying Time	Time	Rank
1	YANG Jiwon	KOR	25 SEP 1997	1:09.69		
2	VERONA Giulia	ITA	22 JAN 1999	1:09.02		
3	SCHOENMAKER Tatjana Renske	RSA	09 JUL 1997	1:07.99		
4	WATANABE Kanako	JPN	15 NOV 1996	1:07.09		
5	COTTRELL Andrea Marie	USA	30 JUN 1995	1:07.77		
6	ERIKSSON Jessica Marita	SWE	27 JUN 1993	1:08.37		
7	KIM Hyejin	KOR	03 MAY 1994	1:09.51		
8	ALENCAR DE SOUZA Pamela	BRA	24 JAN 1994	1:10.27		

### Heat 6 of 6

Lane	Name	NUSF Code	Date of Birth	Qualifying Time	Time	Rank
1	GALLEGO Solène	FRA	11 APR 1995	1:09.69		
2	TEMNIKOVA Mariia	RUS	17 NOV 1995	1:08.70		
3	STEIGER Jessica	GER	24 MAY 1992	1:07.95		
4	AOKI Reona	JPN	24 FEB 1995	1:06.77		
5	TUCKER Miranda Lynn	USA	08 JUN 1997	1:07.62		
6	LIVER Mariia	UKR	11 NOV 1990	1:08.23		
7	ANDREEVA Sofia	RUS	02 AUG 1998	1:09.32		
8	MICHELS Lise Fanny	BEL	03 APR 1999	1:10.24		

**Note:**

Consult competition schedule in INFO for heat start times

**Legend:**

UR Universiade Record      WR World record



## RESULTS

比賽成績

	Record	Name	NUSF Code	Location	Date
WR	1:04.13	KING LILLY	USA	BUDAPEST (HUN)	25 JUL 2017
UR	1:05.48	EFIMOVA IULIA	RUS	KAZAN (RUS)	12 JUL 2013

### Heat 1 of 6

Event No. 11

Rank	Lane	Name	NUSF Code	R.T.	50m	Time	Time Behind
1	4	GUERRA SU Carmen Melisa	NCA	0.65	(1) 36.59	<b>1:18.37</b> 41.78	
2	6	DOUGHANE Lynn	LBN	0.81	(2) 39.64	<b>1:26.71</b> 47.07	8.34
3	5	BUENAVENTURA Leichelle	PHI	0.81	(3) 44.46	<b>1:37.35</b> 52.89	18.98
	2	BIQUE Jannat Firdosse	MOZ			<b>DNS</b>	
	3	GAEBE Doutimi Okoko	NGR			<b>DNS</b>	
	7	FORCADOS Margret	NGR			<b>DNS</b>	

### Heat 2 of 6

Rank	Lane	Name	NUSF Code	R.T.	50m	Time	Time Behind
1	4	LABANAUSKAITE Vikte	LTU	0.69	(2) 34.53	<b>1:13.10</b> 38.57	
2	5	HO Yan Lum Deborah	SGP	0.62	(4) 34.90	<b>1:13.30</b> 38.40	0.20
3	6	ZHAO Ying	CHN	0.72	(1) 34.26	<b>1:14.82</b> 40.56	1.72
4	3	VAN LEENEN Eva Lilian	INA	0.77	(6) 35.22	<b>1:15.08</b> 39.86	1.98
5	1	LEI On Kei	MAC	0.69	(5) 35.19	<b>1:15.09</b> 39.90	1.99
6	7	TAM An Tian Amanda	SGP	0.62	(7) 35.56	<b>1:15.39</b> 39.83	2.29
7	8	CHANUAR Leila Andrea	CHI	0.74	(3) 34.78	<b>1:16.35</b> 41.57	3.25
8	2	RODGERS Joy	PHI	0.79	(8) 35.85	<b>1:18.82</b> 42.97	5.72

### Heat 3 of 6

Rank	Lane	Name	NUSF Code	R.T.	50m	Time	Time Behind
1	6	MORLEY Laura Jane	BAH	0.76	(4) 34.22	<b>1:12.07</b> 37.85	
2	4	LIAO Man Wen	TPE	0.74	(1) 33.33	<b>1:12.09</b> 38.76	0.02
3	5	HAUGHEY Aisling Bridget	HKG	0.73	(2) 33.44	<b>1:12.23</b> 38.79	0.16
4	3	VISAGIE Emily Joyce	RSA	0.77	(5) 34.23	<b>1:12.31</b> 38.08	0.24
5	1	HIGGS Margaret Albury	BAH	0.73	(3) 34.01	<b>1:13.13</b> 39.12	1.06
6	2	KERSA Karleen	EST	0.71	(6) 34.24	<b>1:13.76</b> 39.52	1.69
7	7	VELEZ CATANO Salome	COL	0.68	(7) 35.75	<b>1:15.62</b> 39.87	3.55
8	8	KRETAPRADANI Margareta	INA	0.71	(8) 35.90	<b>1:16.07</b> 40.17	4.00



## RESULTS

比賽成績

	Record	Name	NUSF Code	Location	Date
WR	1:04.13	KING LILLY	USA	BUDAPEST (HUN)	25 JUL 2017
UR	1:05.48	EFIMOVA IULIA	RUS	KAZAN (RUS)	12 JUL 2013

### Heat 4 of 6

Rank	Lane	Name	NUSF Code	R.T.	50m	Time	Time Behind
1	4	PICKETT Leiston Jane	AUS	0.74	(2) 32.57	<b>1:08.94</b> 36.37	
2	2	RODRIGUEZ VILLAN B	MEX	0.66	(1) 32.08	<b>1:09.42</b> 37.34	0.48
3	3	WOG Kelsey Lauren	CAN	0.67	(3) 32.91	<b>1:09.48</b> 36.57	0.54
4	7	HARKIN Abbey Grace	AUS	0.71	(5) 33.29	<b>1:10.39</b> 37.10	1.45
5	5	SZTANDERA Dominika Anna	POL	0.69	(6) 33.37	<b>1:10.68</b> 37.31	1.74
6	6	EKSTROEM Vilma Sofia	SWE	0.75	(4) 33.15	<b>1:10.92</b> 37.77	1.98
7	8	YEUNG Jamie Zhen Mei	HKG	0.70	(7) 33.74	<b>1:11.30</b> 37.56	2.36
8	1	CARRILLO AVILEZ Ana Daniela	MEX	0.65	(8) 33.78	<b>1:14.20</b> 40.42	5.26

### Heat 5 of 6

Rank	Lane	Name	NUSF Code	R.T.	50m	Time	Time Behind
1	5	COTTRELL Andrea Marie	USA	0.71	(1) 32.26	<b>1:08.18</b> 35.92	
2	3	SCHOENMAKER T	RSA	0.70	(4) 32.56	<b>1:08.26</b> 35.70	0.08
3	4	WATANABE Kanako	JPN	0.73	(2) 32.34	<b>1:08.51</b> 36.17	0.33
4	1	YANG Jiwon	KOR	0.64	(3) 32.50	<b>1:09.12</b> 36.62	0.94
5	7	KIM Hyejin	KOR	0.69	(6) 33.19	<b>1:09.89</b> 36.70	1.71
5	6	ERIKSSON Jessica Marita	SWE	0.75	(5) 32.92	<b>1:09.89</b> 36.97	1.71
7	8	ALENCAR DE SOUZA Pamela	BRA	0.71	(7) 33.57	<b>1:11.44</b> 37.87	3.26
8	2	VERONA Giulia	ITA	0.73	(8) 34.08	<b>1:11.62</b> 37.54	3.44



## RESULTS

比賽成績

	Record	Name	NUSF Code	Location	Date
WR	1:04.13	KING LILLY	USA	BUDAPEST (HUN)	25 JUL 2017
UR	1:05.48	EFIMOVA IULIA	RUS	KAZAN (RUS)	12 JUL 2013

### Heat 6 of 6

Rank	Lane	Name	NUSF Code	R.T.	50m	Time	Time Behind
1	5	TUCKER Miranda Lynn	USA	0.66	(1) 32.24	<b>1:08.30</b> 36.06	
2	2	TEMNIKOVA Mariia	RUS	0.69	(4) 32.72	<b>1:08.78</b> 36.06	0.48
3	4	AOKI Reona	JPN	0.68	(2) 32.49	<b>1:08.79</b> 36.30	0.49
4	3	STEIGER Jessica	GER	0.72	(3) 32.55	<b>1:09.16</b> 36.61	0.86
5	6	LIVER Mariia	UKR	0.70	(5) 33.15	<b>1:10.79</b> 37.64	2.49
6	7	ANDREEVA Sofia	RUS	0.72	(7) 33.83	<b>1:11.39</b> 37.56	3.09
7	8	MICHELS Lise Fanny	BEL	0.79	(8) 34.14	<b>1:11.79</b> 37.65	3.49
8	1	GALLEGO Solène	FRA	0.64	(6) 33.48	<b>1:12.17</b> 38.69	3.87

<b>Legend:</b>						
DNS	Did not start	R.T.	Reaction time	UR	Universiade Record	WR World record



## RESULTS SUMMARY

成績總表

	Record	Name	NUSF Code	Location	Date
WR	1:04.13	KING LILLY	USA	BUDAPEST (HUN)	25 JUL 2017
UR	1:05.48	EFIMOVA IULIA	RUS	KAZAN (RUS)	12 JUL 2013

Heats								Event No. 11	
Rank	Heat	Lane	Name	NUSF Code	R.T.	50m	Time	Time Behind	
1	5	5	COTTRELL Andrea Marie	USA	0.71	(1) 32.26	<b>1:08.18</b>	Q	
							35.92		
2	5	3	SCHOENMAKER T	RSA	0.70	(4) 32.56	<b>1:08.26</b>	0.08 Q	
							35.70		
3	6	5	TUCKER Miranda Lynn	USA	0.66	(1) 32.24	<b>1:08.30</b>	0.12 Q	
							36.06		
4	5	4	WATANABE Kanako	JPN	0.73	(2) 32.34	<b>1:08.51</b>	0.33 Q	
							36.17		
5	6	2	TEMNIKOVA Mariia	RUS	0.69	(4) 32.72	<b>1:08.78</b>	0.60 Q	
							36.06		
6	6	4	AOKI Reona	JPN	0.68	(2) 32.49	<b>1:08.79</b>	0.61 Q	
							36.30		
7	4	4	PICKETT Leiston Jane	AUS	0.74	(2) 32.57	<b>1:08.94</b>	0.76 Q	
							36.37		
8	5	1	YANG Jiwon	KOR	0.64	(3) 32.50	<b>1:09.12</b>	0.94 Q	
							36.62		
9	6	3	STEIGER Jessica	GER	0.72	(3) 32.55	<b>1:09.16</b>	0.98 Q	
							36.61		
10	4	2	RODRIGUEZ VILLAN B	MEX	0.66	(1) 32.08	<b>1:09.42</b>	1.24 Q	
							37.34		
11	4	3	WOG Kelsey Lauren	CAN	0.67	(3) 32.91	<b>1:09.48</b>	1.30 Q	
							36.57		
12	5	7	KIM Hyejin	KOR	0.69	(6) 33.19	<b>1:09.89</b>	1.71 Q	
							36.70		
12	5	6	ERIKSSON Jessica Marita	SWE	0.75	(5) 32.92	<b>1:09.89</b>	1.71 Q	
							36.97		
14	4	7	HARKIN Abbey Grace	AUS	0.71	(5) 33.29	<b>1:10.39</b>	2.21 Q	
							37.10		
15	4	5	SZTANDERA Dominika Anna	POL	0.69	(6) 33.37	<b>1:10.68</b>	2.50 Q	
							37.31		
16	6	6	LIVER Mariia	UKR	0.70	(5) 33.15	<b>1:10.79</b>	2.61 Q	
							37.64		
17	4	6	EKSTROEM Vilma Sofia	SWE	0.75	(4) 33.15	<b>1:10.92</b>	2.74	
							37.77		
18	4	8	YEUNG Jamie Zhen Mei	HKG	0.70	(7) 33.74	<b>1:11.30</b>	3.12	
							37.56		
19	6	7	ANDREEVA Sofia	RUS	0.72	(7) 33.83	<b>1:11.39</b>	3.21	
							37.56		
20	5	8	ALENCAR DE SOUZA Pamela	BRA	0.71	(7) 33.57	<b>1:11.44</b>	3.26	
							37.87		
21	5	2	VERONA Giulia	ITA	0.73	(8) 34.08	<b>1:11.62</b>	3.44	
							37.54		
22	6	8	MICHELS Lise Fanny	BEL	0.79	(8) 34.14	<b>1:11.79</b>	3.61	
							37.65		
23	3	6	MORLEY Laura Jane	BAH	0.76	(4) 34.22	<b>1:12.07</b>	3.89	
							37.85		
24	3	4	LIAO Man Wen	TPE	0.74	(1) 33.33	<b>1:12.09</b>	3.91	
							38.76		
25	6	1	GALLEGO Solène	FRA	0.64	(6) 33.48	<b>1:12.17</b>	3.99	
							38.69		



## RESULTS SUMMARY

成績總表

	Record	Name	NUSF Code	Location	Date
WR	1:04.13	KING LILLY	USA	BUDAPEST (HUN)	25 JUL 2017
UR	1:05.48	EFIMOVA IULIA	RUS	KAZAN (RUS)	12 JUL 2013

### Heats

Rank	Heat	Lane	Name	NUSF Code	R.T.	50m	Time	Time Behind
26	3	5	HAUGHEY Aisling Bridget	HKG	0.73	(2) 33.44	<b>1:12.23</b> 38.79	4.05
27	3	3	VISAGIE Emily Joyce	RSA	0.77	(5) 34.23	<b>1:12.31</b> 38.08	4.13
28	2	4	LABANAUSKAITE Vikte	LTU	0.69	(2) 34.53	<b>1:13.10</b> 38.57	4.92
29	3	1	HIGGS Margaret Albury	BAH	0.73	(3) 34.01	<b>1:13.13</b> 39.12	4.95
30	2	5	HO Yan Lum Deborah	SGP	0.62	(4) 34.90	<b>1:13.30</b> 38.40	5.12
31	3	2	KERSA Karleen	EST	0.71	(6) 34.24	<b>1:13.76</b> 39.52	5.58
32	4	1	CARRILLO AVILEZ Ana Daniela	MEX	0.65	(8) 33.78	<b>1:14.20</b> 40.42	6.02
33	2	6	ZHAO Ying	CHN	0.72	(1) 34.26	<b>1:14.82</b> 40.56	6.64
34	2	3	VAN LEENEN Eva Lilian	INA	0.77	(6) 35.22	<b>1:15.08</b> 39.86	6.90
35	2	1	LEI On Kei	MAC	0.69	(5) 35.19	<b>1:15.09</b> 39.90	6.91
36	2	7	TAM An Tian Amanda	SGP	0.62	(7) 35.56	<b>1:15.39</b> 39.83	7.21
37	3	7	VELEZ CATANO Salome	COL	0.68	(7) 35.75	<b>1:15.62</b> 39.87	7.44
38	3	8	KRETAPRADANI Margareta	INA	0.71	(8) 35.90	<b>1:16.07</b> 40.17	7.89
39	2	8	CHANUAR Leila Andrea	CHI	0.74	(3) 34.78	<b>1:16.35</b> 41.57	8.17
40	1	4	GUERRA SU Carmen Melisa	NCA	0.65	(1) 36.59	<b>1:18.37</b> 41.78	10.19
41	2	2	RODGERS Joy	PHI	0.79	(8) 35.85	<b>1:18.82</b> 42.97	10.64
42	1	6	DOUGHANE Lynn	LBN	0.81	(2) 39.64	<b>1:26.71</b> 47.07	18.53
43	1	5	BUENAVENTURA Leichelle	PHI	0.81	(3) 44.46	<b>1:37.35</b> 52.89	29.17
		1	BIQUE Jannat Firdosse	MOZ			<b>DNS</b>	
		1	GAEBE Doutimi Okoko	NGR			<b>DNS</b>	
		1	FORCADOS Margret	NGR			<b>DNS</b>	

<b>Legend:</b>							
Q	Classified Final	R.T.	Reaction time	UR	Universiade Record	WR	World record



## START LIST

出場名單

	Record	Name	NUSF Code	Location	Date
WR	1:04.13	KING LILLY	USA	BUDAPEST (HUN)	25 JUL 2017
UR	1:05.48	EFIMOVA IULIA	RUS	KAZAN (RUS)	12 JUL 2013

### Semifinal 1 of 2

Event No. 11

Lane	Name	NUSF Code	Date of Birth	Qualifying Time	Time	Rank
1	HARKIN Abbey Grace	AUS	06 MAY 1998	1:10.39		
2	RODRIGUEZ VILLANUEV Byanca Melissa	MEX	13 SEP 1994	1:09.42		
3	AOKI Reona	JPN	24 FEB 1995	1:08.79		
4	SCHOENMAKER Tatjana Renske	RSA	09 JUL 1997	1:08.26		
5	WATANABE Kanako	JPN	15 NOV 1996	1:08.51		
6	YANG Jiwon	KOR	25 SEP 1997	1:09.12		
7	ERIKSSON Jessica Marita	SWE	27 JUN 1993	1:09.89		
8	LIVER Mariia	UKR	11 NOV 1990	1:10.79		

### Semifinal 2 of 2

Lane	Name	NUSF Code	Date of Birth	Qualifying Time	Time	Rank
1	KIM Hyejin	KOR	03 MAY 1994	1:09.89		
2	STEIGER Jessica	GER	24 MAY 1992	1:09.16		
3	TEMNIKOVA Mariia	RUS	17 NOV 1995	1:08.78		
4	COTTRELL Andrea Marie	USA	30 JUN 1995	1:08.18		
5	TUCKER Miranda Lynn	USA	08 JUN 1997	1:08.30		
6	PICKETT Leiston Jane	AUS	06 FEB 1992	1:08.94		
7	WOG Kelsey Lauren	CAN	19 SEP 1998	1:09.48		
8	SZTANDERA Dominika Anna	POL	19 JAN 1997	1:10.68		

### Reserves

Name	NUSF Code	Date of Birth	Qualifying Time	Time	Rank
EKSTROEM Vilma Sofia	SWE	14 APR 1994	1:10.92		
YEUNG Jamie Zhen Mei	HKG	08 JUL 1997	1:11.30		

**Note:**  
Consult competition schedule in INFO for heat start times

**Legend:**  
UR Universiade Record    WR World record



## RESULTS

比賽成績

	Record	Name	NUSF Code	Location	Date
WR	1:04.13	KING LILLY	USA	BUDAPEST (HUN)	25 JUL 2017
UR	1:05.48	EFIMOVA IULIA	RUS	KAZAN (RUS)	12 JUL 2013

### Semifinal 1

Event No. 11

Rank	Lane	Name	NUSF Code	R.T.	50m	Time	Time Behind
1	5	WATANABE Kanako	JPN	0.70	(1) 31.97	<b>1:07.71</b> 35.74	
2	4	SCHOENMAKER T	RSA	0.74	(4) 32.43	<b>1:07.77</b> 35.34	0.06
3	3	AOKI Reona	JPN	0.65	(2) 32.33	<b>1:08.19</b> 35.86	0.48
4	6	YANG Jiwon	KOR	0.62	(5) 32.44	<b>1:08.93</b> 36.49	1.22
5	7	ERIKSSON Jessica Marita	SWE	0.75	(6) 32.68	<b>1:09.56</b> 36.88	1.85
6	8	LIVER Mariia	UKR	0.68	(8) 32.85	<b>1:09.95</b> 37.10	2.24
7	2	RODRIGUEZ VILLAN B	MEX	0.66	(3) 32.37	<b>1:10.00</b> 37.63	2.29
8	1	HARKIN Abbey Grace	AUS	0.71	(7) 32.73	<b>1:10.32</b> 37.59	2.61

### Semifinal 2

Rank	Lane	Name	NUSF Code	R.T.	50m	Time	Time Behind
1	4	COTTRELL Andrea Marie	USA	0.71	(5) 32.39	<b>1:08.16</b> 35.77	
2	6	PICKETT Leiston Jane	AUS	0.71	(1) 31.91	<b>1:08.26</b> 36.35	0.10
3	5	TUCKER Miranda Lynn	USA	0.66	(3) 32.12	<b>1:08.34</b> 36.22	0.18
4	3	TEMNIKOVA Mariia	RUS	0.72	(7) 32.65	<b>1:08.64</b> 35.99	0.48
5	1	KIM Hyejin	KOR	0.72	(2) 32.00	<b>1:08.88</b> 36.88	0.72
6	2	STEIGER Jessica	GER	0.69	(4) 32.17	<b>1:09.00</b> 36.83	0.84
7	7	WOG Kelsey Lauren	CAN	0.68	(6) 32.64	<b>1:09.33</b> 36.69	1.17
8	8	SZTANDERA Dominika Anna	POL	0.67	(8) 32.69	<b>1:11.56</b> 38.87	3.40

Legend:

R.T. Reaction time      UR Universiade Record      WR World record



## RESULTS SUMMARY

成績總表

	Record	Name	NUSF Code	Location	Date
WR	1:04.13	KING LILLY	USA	BUDAPEST (HUN)	25 JUL 2017
UR	1:05.48	EFIMOVA IULIA	RUS	KAZAN (RUS)	12 JUL 2013

### Semifinals

Event No. 11

Rank	Heat	Lane	Name	NUSF Code	R.T.	50m	Time	Time Behind
1	1	5	WATANABE Kanako	JPN	0.70	(1) 31.97	<b>1:07.71</b> 35.74	Q
2	1	4	SCHOENMAKER T	RSA	0.74	(4) 32.43	<b>1:07.77</b> 35.34	0.06 Q
3	2	4	COTTRELL Andrea Marie	USA	0.71	(5) 32.39	<b>1:08.16</b> 35.77	0.45 Q
4	1	3	AOKI Reona	JPN	0.65	(2) 32.33	<b>1:08.19</b> 35.86	0.48 Q
5	2	6	PICKETT Leiston Jane	AUS	0.71	(1) 31.91	<b>1:08.26</b> 36.35	0.55 Q
6	2	5	TUCKER Miranda Lynn	USA	0.66	(3) 32.12	<b>1:08.34</b> 36.22	0.63 Q
7	2	3	TEMNIKOVA Mariia	RUS	0.72	(7) 32.65	<b>1:08.64</b> 35.99	0.93 Q
8	2	1	KIM Hyejin	KOR	0.72	(2) 32.00	<b>1:08.88</b> 36.88	1.17 Q
9	1	6	YANG Jiwon	KOR	0.62	(5) 32.44	<b>1:08.93</b> 36.49	1.22
10	2	2	STEIGER Jessica	GER	0.69	(4) 32.17	<b>1:09.00</b> 36.83	1.29
11	2	7	WOG Kelsey Lauren	CAN	0.68	(6) 32.64	<b>1:09.33</b> 36.69	1.62
12	1	7	ERIKSSON Jessica Marita	SWE	0.75	(6) 32.68	<b>1:09.56</b> 36.88	1.85
13	1	8	LIVER Mariia	UKR	0.68	(8) 32.85	<b>1:09.95</b> 37.10	2.24
14	1	2	RODRIGUEZ VILLAN B	MEX	0.66	(3) 32.37	<b>1:10.00</b> 37.63	2.29
15	1	1	HARKIN Abbey Grace	AUS	0.71	(7) 32.73	<b>1:10.32</b> 37.59	2.61
16	2	8	SZTANDERA Dominika Anna	POL	0.67	(8) 32.69	<b>1:11.56</b> 38.87	3.85

Legend:

Q Classified Final      R.T. Reaction time      UR Universiade Record      WR World record



# RESULT BOOK

29TH Summer Universiade Taipei 2017



## Swimming

Women's 100m Freestyle





## MEDALLISTS

獎牌得主

Medal	Name	NUSF
GOLD	HAUGHEY Siobhan Bernadette	HKG - Hong Kong, China
SILVER	KAMENEVA Mariia	RUS - Russian Federation
BRONZE	OPENYSHEVA Arina	RUS - Russian Federation



## START LIST

出場名單

Record	Name	NUSF Code	Location	Date
WR	51.71 SJOSTROM SARAH	SWE	BUDAPEST (HUN)	23 JUL 2017
UR	53.50 HERASIMENIA A	BLR	KAZAN (RUS)	12 JUL 2013

### Final

Event No. 13

Lane	Name	NUSF Code	Date of Birth	Qualifying Time	Time	Rank
1	PEZZATO Aglaia	ITA	22 APR 1994	55.41		
2	BURCHILL Veronica	USA	11 OCT 1997	55.07		
3	MARTINS DE OLIVEIRA Larissa	BRA	16 FEB 1993	55.04		
4	HAUGHEY Siobhan Bernadette	HKG	31 OCT 1997	54.52		
5	BALDWIN Caroline Grace	USA	26 FEB 1996	54.95		
6	KAMENEVA Mariia	RUS	27 MAY 1999	55.07		
7	SAVARD Katerine	CAN	26 MAY 1993	55.27		
8	OPENYSHEVA Arina	RUS	24 MAR 1999	55.42		

### Reserves

Name	NUSF Code	Date of Birth	Qualifying Time	Time	Rank
IGARASHI Chihiro	JPN	24 MAY 1995	55.49		
COONEY Gemma Jane Isab	AUS	10 NOV 1999	55.54		

**Note:**

Consult competition schedule in INFO for heat start times

**Legend:**

UR Universiade Record      WR World record



## START LIST

出場名單

	Record	Name	NUSF Code	Location	Date
WR	51.71	SJOSTROM SARAH	SWE	BUDAPEST (HUN)	23 JUL 2017
UR	53.50	HERASIMENIA A	BLR	KAZAN (RUS)	12 JUL 2013

### Heat 1 of 8

Event No. 13

Lane	Name	NUSF Code	Date of Birth	Qualifying Time	Time	Rank
3	PALETE Joyce Ann	PHI	22 OCT 1997	1:14.00		
4	SIIMAR Gretel-Marie	EST	29 JUN 1995	1:07.75		
5	LODI Liisa	EST	01 DEC 1993	1:08.03		

### Heat 2 of 8

Lane	Name	NUSF Code	Date of Birth	Qualifying Time	Time	Rank
2	KPILIBOH Akina Yehsu	NGR	12 JAN 1993	1:05.91		
3	OLIVEROS Trisha Anne	PHI	25 JUL 1998	1:04.55		
4	MOUALFI Sara	ALG	19 MAY 1997	1:01.71		
5	YEO Xiu Wen	SGP	25 AUG 1996	1:03.00		
6	MEYA Avice Michal Ka	UGA	02 DEC 1994	1:05.00		
7	NOAH Epebi Ebi	NGR	04 JAN 1995	1:06.30		

### Heat 3 of 8

Lane	Name	NUSF Code	Date of Birth	Qualifying Time	Time	Rank
1	TAN Chi Yan	MAC	26 DEC 1994	1:00.50		
2	XU Jue	CHN	30 MAY 1996	59.61		
3	GUSTIANJANI Kathriana Mella	INA	22 MAY 1992	59.09		
4	PANZINI Florencia	ARG	07 JAN 1995	58.83		
5	RIZKALLAH Jennifer	LBN	11 MAR 1997	59.08		
6	WU Tong	CHN	30 JUN 1998	59.15		
7	GIRALDO OCAMPO Maria Paula	COL	20 JUN 1997	59.74		
8	CAZOT TORT Carolina Tattia	URU	19 MAR 1997	1:01.37		

### Heat 4 of 8

Lane	Name	NUSF Code	Date of Birth	Qualifying Time	Time	Rank
1	MUNOZ MUNOZ Maria Paola	COL	22 SEP 1993	58.59		
2	RIVEROS SCHULZ Karen Nathalia	PAR	04 DEC 1994	58.03		
3	ARRUA VILLAGRA Maria Jose	PAR	03 MAR 1999	57.87		
4	TAM Hoi Lam	HKG	21 APR 1998	57.57		
5	ELHENICKA Martina	CZE	10 OCT 1993	57.73		
6	MENAHM Shahar	ISR	10 JAN 1997	58.01		
7	DIAZ Maria Belen	ARG	19 JUL 1995	58.12		
8	PILGRIM Amira Mary	TTO	03 APR 1999	58.63		



## START LIST

出場名單

	Record	Name	NUSF Code	Location	Date
WR	51.71	SJOSTROM SARAH	SWE	BUDAPEST (HUN)	23 JUL 2017
UR	53.50	HERASIMENIA A	BLR	KAZAN (RUS)	12 JUL 2013

### Heat 5 of 8

Lane	Name	NUSF Code	Date of Birth	Qualifying Time	Time	Rank
1	TEIJONSALO Fanny Emilia	FIN	06 FEB 1996	57.30		
2	GRALEWSKA Kalina	POL	28 MAR 1996	57.23		
3	MARRIS Georgia Holly	NZL	15 NOV 1996	56.98		
4	EVANS Joanna Lynn	BAH	25 JUL 1997	56.90		
5	HWANG Seojin	KOR	19 JAN 1994	56.97		
6	IBRAIM Elmira	KAZ	02 APR 1992	57.11		
7	MO Li Err	TPE	16 DEC 1996	57.30		
8	CATTANEO Jessica	PER	08 DEC 1996	57.50		

### Heat 6 of 8

Lane	Name	NUSF Code	Date of Birth	Qualifying Time	Time	Rank
1	CHOI Hae Min	KOR	08 FEB 1998	56.12		
2	LETRARI Laura	ITA	08 MAR 1989	55.59		
3	OPENYSHEVA Arina	RUS	24 MAR 1999	55.02		
4	HAUGHEY Siobhan Bernadette	HKG	31 OCT 1997	54.77		
5	BURCHILL Veronica	USA	11 OCT 1997	54.92		
6	MARTINS DE OLIVEIRA Larissa	BRA	16 FEB 1993	55.13		
7	COONEY Gemma Jane Isab	AUS	10 NOV 1999	55.85		
8	CHELIUS Emma Anne	RSA	02 AUG 1996	56.75		

### Heat 7 of 8

Lane	Name	NUSF Code	Date of Birth	Qualifying Time	Time	Rank
1	DOYLE Carina Rose	NZL	06 NOV 1993	56.04		
2	PEZZATO Aglaia	ITA	22 APR 1994	55.37		
3	IGARASHI Chihiro	JPN	24 MAY 1995	54.98		
4	VERRASZTO Evelin	HUN	17 JUL 1989	54.77		
5	BALDWIN Caroline Grace	USA	26 FEB 1996	54.91		
6	HOPE Lucy Rebecca	GBR	30 JAN 1997	55.09		
7	TAYLOR Laura Jane	AUS	10 SEP 1999	55.81		
8	CIESLAK Joanna	POL	11 APR 1996	56.59		



## START LIST

出場名單

	Record	Name	NUSF Code	Location	Date
<b>WR</b>	51.71	SJOSTROM SARAH	SWE	BUDAPEST (HUN)	23 JUL 2017
<b>UR</b>	53.50	HERASIMENIA A	BLR	KAZAN (RUS)	12 JUL 2013

### Heat 8 of 8

Lane	Name	NUSF Code	Date of Birth	Qualifying Time	Time	Rank
1	IWAMOTO Ayu	JPN	27 NOV 1996	56.00		
2	KEIRE Jacqueline	CAN	19 OCT 1994	55.29		
3	HOPKIN Anna Elizabeth	GBR	24 APR 1996	54.94		
4	SAVARD Katerine	CAN	26 MAY 1993	54.60		
5	DUARTE LYRIO Manuella	BRA	27 JUL 1989	54.80		
6	KAMENEVA Mariia	RUS	27 MAY 1999	55.03		
7	TOUATI Assia, Anais, N	FRA	23 APR 1995	55.72		
8	GIRARDET Noemi	SUI	12 DEC 1994	56.52		

**Note:**

Consult competition schedule in INFO for heat start times

**Legend:**

**UR** Universiade Record      **WR** World record



## RESULTS

比賽成績

	Record	Name	NUSF Code	Location	Date
WR	51.71	SJOSTROM SARAH	SWE	BUDAPEST (HUN)	23 JUL 2017
UR	53.50	HERASIMENIA A	BLR	KAZAN (RUS)	12 JUL 2013

### Heat 1 of 8

Event No. 13

Rank	Lane	Name	NUSF Code	R.T.	50m	Time	Time Behind
1	5	LODI Liisa	EST	0.75	(1) 31.28	<b>1:04.66</b> 33.38	
2	4	SIIMAR Gretel-Marie	EST	0.72	(2) 31.61	<b>1:07.05</b> 35.44	2.39
3	3	PALETE Joyce Ann	PHI	0.84	(3) 33.98	<b>1:12.06</b> 38.08	7.40

### Heat 2 of 8

Rank	Lane	Name	NUSF Code	R.T.	50m	Time	Time Behind
1	5	YEO Xiu Wen	SGP	0.81	(1) 30.34	<b>1:03.39</b> 33.05	
2	6	MEYA Avice Michal Ka	UGA	0.72	(3) 33.20	<b>1:08.65</b> 35.45	5.26
3	3	OLIVEROS Trisha Anne	PHI	0.74	(2) 32.64	<b>1:10.33</b> 37.69	6.94
	2	KPILIBOH Akina Yehsu	NGR			<b>DNS</b>	
	4	MOUALFI Sara	ALG			<b>DNS</b>	
	7	NOAH Epebi Ebi	NGR			<b>DNS</b>	

### Heat 3 of 8

Rank	Lane	Name	NUSF Code	R.T.	50m	Time	Time Behind
1	6	WU Tong	CHN	0.70	(1) 28.47	<b>59.21</b> 30.74	
2	2	XU Jue	CHN	0.82	(3) 28.78	<b>59.71</b> 30.93	0.50
3	1	TAN Chi Yan	MAC	0.70	(2) 28.69	<b>59.83</b> 31.14	0.62
4	4	PANZINI Florencia	ARG	0.69	(4) 29.24	<b>1:00.17</b> 30.93	0.96
5	3	GUSTIANJANI Kathriana Mella	INA	0.70	(7) 29.72	<b>1:01.30</b> 31.58	2.09
6	7	GIRALDO OCAMPO M	COL	0.76	(5) 29.29	<b>1:01.67</b> 32.38	2.46
7	5	RIZKALLAH Jennifer	LBN	0.79	(8) 30.80	<b>1:03.37</b> 32.57	4.16
8	8	CAZOT TORT Carolina Tattia	URU	0.69	(6) 29.58	<b>1:03.46</b> 33.88	4.25



## RESULTS

比賽成績

	Record	Name	NUSF Code	Location	Date
WR	51.71	SJOSTROM SARAH	SWE	BUDAPEST (HUN)	23 JUL 2017
UR	53.50	HERASIMENIA A	BLR	KAZAN (RUS)	12 JUL 2013

### Heat 4 of 8

Rank	Lane	Name	NUSF Code	R.T.	50m	Time	Time Behind
1	5	ELHENICKA Martina	CZE	0.75	(5) 28.44	<b>57.60</b> 29.16	
2	4	TAM Hoi Lam	HKG	0.73	(1) 28.05	<b>57.74</b> 29.69	0.14
3	6	MENAHM Shahar	ISR	0.72	(3) 28.12	<b>57.75</b> 29.63	0.15
4	7	DIAZ Maria Belen	ARG	0.74	(2) 28.11	<b>58.41</b> 30.30	0.81
5	8	PILGRIM Amira Mary	TTO	0.63	(4) 28.35	<b>59.09</b> 30.74	1.49
6	1	MUNOZ MUNOZ Maria Paola	COL	0.75	(6) 28.68	<b>59.10</b> 30.42	1.50
7	3	ARRUA VILLAGRA Maria Jose	PAR	0.66	(7) 29.20	<b>1:01.12</b> 31.92	3.52
8	2	RIVEROS SCHULZ K	PAR	0.69	(8) 29.82	<b>1:01.97</b> 32.15	4.37

### Heat 5 of 8

Rank	Lane	Name	NUSF Code	R.T.	50m	Time	Time Behind
1	2	GRALEWSKA Kalina	POL	0.76	(1) 27.48	<b>56.86</b> 29.38	
2	4	EVANS Joanna Lynn	BAH	0.72	(4) 27.87	<b>56.99</b> 29.12	0.13
3	3	MARRIS Georgia Holly	NZL	0.66	(3) 27.84	<b>57.53</b> 29.69	0.67
4	1	TEIJONSALO Fanny Emilia	FIN	0.66	(2) 27.50	<b>57.55</b> 30.05	0.69
5	5	HWANG Seojin	KOR	0.75	(5) 27.91	<b>57.90</b> 29.99	1.04
6	7	MO Li Err	TPE	0.75	(6) 28.08	<b>57.95</b> 29.87	1.09
7	6	IBRAIM Elmira	KAZ	0.75	(7) 28.48	<b>58.33</b> 29.85	1.47
8	8	CATTANEO Jessica	PER	0.75	(8) 28.52	<b>58.63</b> 30.11	1.77



## RESULTS

比賽成績

	Record	Name	NUSF Code	Location	Date
WR	51.71	SJOSTROM SARAH	SWE	BUDAPEST (HUN)	23 JUL 2017
UR	53.50	HERASIMENIA A	BLR	KAZAN (RUS)	12 JUL 2013

### Heat 6 of 8

Rank	Lane	Name	NUSF Code	R.T.	50m	Time	Time Behind
1	4	HAUGHEY Siobhan Bernadette	HKG	0.75	(1) 26.45	<b>55.18</b> 28.73	
2	6	MARTINS DE OLIVEIRA Larissa	BRA	0.66	(3) 26.83	<b>55.38</b> 28.55	0.20
3	5	BURCHILL Veronica	USA	0.70	(2) 26.72	<b>55.59</b> 28.87	0.41
4	3	OPENYSHEVA Arina	RUS	0.65	(5) 27.33	<b>55.70</b> 28.37	0.52
5	7	COONEY Gemma Jane Isab	AUS	0.73	(4) 27.18	<b>55.79</b> 28.61	0.61
6	2	LETRARI Laura	ITA	0.68	(6) 27.40	<b>56.29</b> 28.89	1.11
7	1	CHOI Hae Min	KOR	0.63	(8) 27.52	<b>56.47</b> 28.95	1.29
8	8	CHELIUS Emma Anne	RSA	0.75	(7) 27.42	<b>57.98</b> 30.56	2.80

### Heat 7 of 8

Rank	Lane	Name	NUSF Code	R.T.	50m	Time	Time Behind
1	5	BALDWIN Caroline Grace	USA	0.74	(1) 26.25	<b>55.09</b> 28.84	
2	6	HOPE Lucy Rebecca	GBR	0.66	(2) 26.95	<b>55.35</b> 28.40	0.26
3	3	IGARASHI Chihiro	JPN	0.64	(4) 27.17	<b>55.77</b> 28.60	0.68
4	4	VERRASZTO Evelin	HUN	0.77	(6) 27.26	<b>55.89</b> 28.63	0.80
5	2	PEZZATO Aglaia	ITA	0.67	(3) 27.07	<b>56.07</b> 29.00	0.98
6	7	TAYLOR Laura Jane	AUS	0.70	(5) 27.21	<b>56.38</b> 29.17	1.29
7	1	DOYLE Carina Rose	NZL	0.79	(7) 27.72	<b>56.66</b> 28.94	1.57
8	8	CIESLAK Joanna	POL	0.74	(7) 27.72	<b>57.74</b> 30.02	2.65



## RESULTS

比賽成績

	Record	Name	NUSF Code	Location	Date
WR	51.71	SJOSTROM SARAH	SWE	BUDAPEST (HUN)	23 JUL 2017
UR	53.50	HERASIMENIA A	BLR	KAZAN (RUS)	12 JUL 2013

### Heat 8 of 8

Rank	Lane	Name	NUSF Code	R.T.	50m	Time	Time Behind
1	6	KAMENEVA Mariia	RUS	0.68	(1) 26.33	<b>55.04</b> 28.71	
2	4	SAVARD Katerine	CAN	0.66	(2) 26.66	<b>55.48</b> 28.82	0.44
3	3	HOPKIN Anna Elizabeth	GBR	0.68	(4) 26.79	<b>55.60</b> 28.81	0.56
4	5	DUARTE LYRIO Manuella	BRA	0.74	(5) 27.11	<b>55.74</b> 28.63	0.70
5	2	KEIRE Jacqueline	CAN	0.69	(3) 26.71	<b>55.76</b> 29.05	0.72
6	7	TOUATI Assia, Anais, N	FRA	0.65	(8) 27.85	<b>56.42</b> 28.57	1.38
7	8	GIRARDET Noemi	SUI	0.77	(6) 27.23	<b>56.86</b> 29.63	1.82
8	1	IWAMOTO Ayu	JPN	0.64	(7) 27.35	<b>57.27</b> 29.92	2.23

Legend:

DNS Did not start      R.T. Reaction time      UR Universiade Record      WR World record



## RESULTS SUMMARY

成績總表

Record	Name	NUSF Code	Location	Date
WR	51.71 SJOSTROM SARAH	SWE	BUDAPEST (HUN)	23 JUL 2017
UR	53.50 HERASIMENIA A	BLR	KAZAN (RUS)	12 JUL 2013

Heats								Event No. 13
Rank	Heat	Lane	Name	NUSF Code	R.T.	50m	Time	Time Behind
1	8	6	KAMENEVA Mariia	RUS	0.68	(1) 26.33	<b>55.04</b> 28.71	Q
2	7	5	BALDWIN Caroline Grace	USA	0.74	(1) 26.25	<b>55.09</b> 28.84	0.05 Q
3	6	4	HAUGHEY Siobhan Bernadette	HKG	0.75	(1) 26.45	<b>55.18</b> 28.73	0.14 Q
4	7	6	HOPE Lucy Rebecca	GBR	0.66	(2) 26.95	<b>55.35</b> 28.40	0.31 Q
5	6	6	MARTINS DE OLIVEIRA Larissa	BRA	0.66	(3) 26.83	<b>55.38</b> 28.55	0.34 Q
6	8	4	SAVARD Katerine	CAN	0.66	(2) 26.66	<b>55.48</b> 28.82	0.44 Q
7	6	5	BURCHILL Veronica	USA	0.70	(2) 26.72	<b>55.59</b> 28.87	0.55 Q
8	8	3	HOPKIN Anna Elizabeth	GBR	0.68	(4) 26.79	<b>55.60</b> 28.81	0.56 Q
9	6	3	OPENYSHEVA Arina	RUS	0.65	(5) 27.33	<b>55.70</b> 28.37	0.66 Q
10	8	5	DUARTE LYRIO Manuella	BRA	0.74	(5) 27.11	<b>55.74</b> 28.63	0.70 Q
11	8	2	KEIRE Jacqueline	CAN	0.69	(3) 26.71	<b>55.76</b> 29.05	0.72 Q
12	7	3	IGARASHI Chihiro	JPN	0.64	(4) 27.17	<b>55.77</b> 28.60	0.73 Q
13	6	7	COONEY Gemma Jane Isab	AUS	0.73	(4) 27.18	<b>55.79</b> 28.61	0.75 Q
14	7	4	VERRASZTO Evelin	HUN	0.77	(6) 27.26	<b>55.89</b> 28.63	0.85 Q
15	7	2	PEZZATO Aglaia	ITA	0.67	(3) 27.07	<b>56.07</b> 29.00	1.03 Q
16	6	2	LETRARI Laura	ITA	0.68	(6) 27.40	<b>56.29</b> 28.89	1.25 Q
17	7	7	TAYLOR Laura Jane	AUS	0.70	(5) 27.21	<b>56.38</b> 29.17	1.34
18	8	7	TOUATI Assia, Anais, N	FRA	0.65	(8) 27.85	<b>56.42</b> 28.57	1.38
19	6	1	CHOI Hae Min	KOR	0.63	(8) 27.52	<b>56.47</b> 28.95	1.43
20	7	1	DOYLE Carina Rose	NZL	0.79	(7) 27.72	<b>56.66</b> 28.94	1.62
21	5	2	GRALEWSKA Kalina	POL	0.76	(1) 27.48	<b>56.86</b> 29.38	1.82
21	8	8	GIRARDET Noemi	SUI	0.77	(6) 27.23	<b>56.86</b> 29.63	1.82
23	5	4	EVANS Joanna Lynn	BAH	0.72	(4) 27.87	<b>56.99</b> 29.12	1.95
24	8	1	IWAMOTO Ayu	JPN	0.64	(7) 27.35	<b>57.27</b> 29.92	2.23
25	5	3	MARRIS Georgia Holly	NZL	0.66	(3) 27.84	<b>57.53</b> 29.69	2.49



## RESULTS SUMMARY

成績總表

Record	Name	NUSF Code	Location	Date
WR	51.71 SJOSTROM SARAH	SWE	BUDAPEST (HUN)	23 JUL 2017
UR	53.50 HERASIMENIA A	BLR	KAZAN (RUS)	12 JUL 2013

### Heats

Rank	Heat	Lane	Name	NUSF Code	R.T.	50m	Time	Time Behind
26	5	1	TEIJONSALO Fanny Emilia	FIN	0.66	(2) 27.50	<b>57.55</b> 30.05	2.51
27	4	5	ELHENICKA Martina	CZE	0.75	(5) 28.44	<b>57.60</b> 29.16	2.56
28	4	4	TAM Hoi Lam	HKG	0.73	(1) 28.05	<b>57.74</b> 29.69	2.70
28	7	8	CIESLAK Joanna	POL	0.74	(7) 27.72	<b>57.74</b> 30.02	2.70
30	4	6	MENAHM Shahar	ISR	0.72	(3) 28.12	<b>57.75</b> 29.63	2.71
31	5	5	HWANG Seojin	KOR	0.75	(5) 27.91	<b>57.90</b> 29.99	2.86
32	5	7	MO Li Err	TPE	0.75	(6) 28.08	<b>57.95</b> 29.87	2.91
33	6	8	CHELIUS Emma Anne	RSA	0.75	(7) 27.42	<b>57.98</b> 30.56	2.94
34	5	6	IBRAIM Elmira	KAZ	0.75	(7) 28.48	<b>58.33</b> 29.85	3.29
35	4	7	DIAZ Maria Belen	ARG	0.74	(2) 28.11	<b>58.41</b> 30.30	3.37
36	5	8	CATTANEO Jessica	PER	0.75	(8) 28.52	<b>58.63</b> 30.11	3.59
37	4	8	PILGRIM Amira Mary	TTO	0.63	(4) 28.35	<b>59.09</b> 30.74	4.05
38	4	1	MUNOZ MUNOZ Maria Paola	COL	0.75	(6) 28.68	<b>59.10</b> 30.42	4.06
39	3	6	WU Tong	CHN	0.70	(1) 28.47	<b>59.21</b> 30.74	4.17
40	3	2	XU Jue	CHN	0.82	(3) 28.78	<b>59.71</b> 30.93	4.67
41	3	1	TAN Chi Yan	MAC	0.70	(2) 28.69	<b>59.83</b> 31.14	4.79
42	3	4	PANZINI Florencia	ARG	0.69	(4) 29.24	<b>1:00.17</b> 30.93	5.13
43	4	3	ARRUA VILLAGRA Maria Jose	PAR	0.66	(7) 29.20	<b>1:01.12</b> 31.92	6.08
44	3	3	GUSTIANJANI Kathriana Mella	INA	0.70	(7) 29.72	<b>1:01.30</b> 31.58	6.26
45	3	7	GIRALDO OCAMPO M	COL	0.76	(5) 29.29	<b>1:01.67</b> 32.38	6.63
46	4	2	RIVEROS SCHULZ K	PAR	0.69	(8) 29.82	<b>1:01.97</b> 32.15	6.93
47	3	5	RIZKALLAH Jennifer	LBN	0.79	(8) 30.80	<b>1:03.37</b> 32.57	8.33
48	2	5	YEO Xiu Wen	SGP	0.81	(1) 30.34	<b>1:03.39</b> 33.05	8.35
49	3	8	CAZOT TORT Carolina Tattia	URU	0.69	(6) 29.58	<b>1:03.46</b> 33.88	8.42
50	1	5	LODI Liisa	EST	0.75	(1) 31.28	<b>1:04.66</b> 33.38	9.62



## RESULTS SUMMARY

成績總表

	Record	Name	NUSF Code	Location	Date
<b>WR</b>	51.71	SJOSTROM SARAH	SWE	BUDAPEST (HUN)	23 JUL 2017
<b>UR</b>	53.50	HERASIMENIA A	BLR	KAZAN (RUS)	12 JUL 2013

### Heats

Rank	Heat	Lane	Name	NUSF Code	R.T.	50m	Time	Time Behind
51	1	4	SIIMAR Gretel-Marie	EST	0.72	(2) 31.61	<b>1:07.05</b> 35.44	12.01
52	2	6	MEYA Avice Michal Ka	UGA	0.72	(3) 33.20	<b>1:08.65</b> 35.45	13.61
53	2	3	OLIVEROS Trisha Anne	PHI	0.74	(2) 32.64	<b>1:10.33</b> 37.69	15.29
54	1	3	PALETE Joyce Ann	PHI	0.84	(3) 33.98	<b>1:12.06</b> 38.08	17.02
	2	7	NOAH Epebi Ebi	NGR			<b>DNS</b>	
	2	2	KPILIBOH Akina Yehsu	NGR			<b>DNS</b>	
	2	4	MOUALFI Sara	ALG			<b>DNS</b>	

<b>Legend:</b>	<b>Q</b> Classified Final	<b>R.T.</b> Reaction time	<b>UR</b> Universiade Record	<b>WR</b> World record
----------------	---------------------------	---------------------------	------------------------------	------------------------



## START LIST

出場名單

	Record	Name	NUSF Code	Location	Date
WR	51.71	SJOSTROM SARAH	SWE	BUDAPEST (HUN)	23 JUL 2017
UR	53.50	HERASIMENIA A	BLR	KAZAN (RUS)	12 JUL 2013

### Semifinal 1 of 2

Event No. 13

Lane	Name	NUSF Code	Date of Birth	Qualifying Time	Time	Rank
1	VERRASZTO Evelin	HUN	17 JUL 1989	55.89		
2	DUARTE LYRIO Manuella	BRA	27 JUL 1989	55.74		
3	SAVARD Katerine	CAN	26 MAY 1993	55.48		
4	BALDWIN Caroline Grace	USA	26 FEB 1996	55.09		
5	HOPE Lucy Rebecca	GBR	30 JAN 1997	55.35		
6	HOPKIN Anna Elizabeth	GBR	24 APR 1996	55.60		
7	IGARASHI Chihiro	JPN	24 MAY 1995	55.77		
8	LETRARI Laura	ITA	08 MAR 1989	56.29		

### Semifinal 2 of 2

Lane	Name	NUSF Code	Date of Birth	Qualifying Time	Time	Rank
1	COONEY Gemma Jane Isab	AUS	10 NOV 1999	55.79		
2	OPENYSHEVA Arina	RUS	24 MAR 1999	55.70		
3	MARTINS DE OLIVEIRA Larissa	BRA	16 FEB 1993	55.38		
4	KAMENEVA Mariia	RUS	27 MAY 1999	55.04		
5	HAUGHEY Siobhan Bernadette	HKG	31 OCT 1997	55.18		
6	BURCHILL Veronica	USA	11 OCT 1997	55.59		
7	KEIRE Jacqueline	CAN	19 OCT 1994	55.76		
8	PEZZATO Aglaia	ITA	22 APR 1994	56.07		

### Reserves

Name	NUSF Code	Date of Birth	Qualifying Time	Time	Rank
TAYLOR Laura Jane	AUS	10 SEP 1999	56.38		
TOUATI Assia, Anais, N	FRA	23 APR 1995	56.42		

#### Note:

Consult competition schedule in INFO for heat start times

#### Legend:

UR Universiade Record      WR World record



## RESULTS

比賽成績

	Record	Name	NUSF Code	Location	Date
WR	51.71	SJOSTROM SARAH	SWE	BUDAPEST (HUN)	23 JUL 2017
UR	53.50	HERASIMENIA A	BLR	KAZAN (RUS)	12 JUL 2013

### Semifinal 1

Event No. 13

Rank	Lane	Name	NUSF Code	R.T.	50m	Time	Time Behind
1	4	BALDWIN Caroline Grace	USA	0.72	(1) 25.87	<b>54.95</b> 29.08	
2	3	SAVARD Katerine	CAN	0.67	(2) 26.49	<b>55.27</b> 28.78	0.32
3	7	IGARASHI Chihiro	JPN	0.69	(8) 27.19	<b>55.49</b> 28.30	0.54
4	5	HOPE Lucy Rebecca	GBR	0.67	(3) 26.56	<b>55.59</b> 29.03	0.64
5	1	VERRASZTO Evelin	HUN	0.70	(4) 26.71	<b>55.64</b> 28.93	0.69
6	6	HOPKIN Anna Elizabeth	GBR	0.66	(5) 26.72	<b>55.72</b> 29.00	0.77
7	2	DUARTE LYRIO Manuella	BRA	0.67	(6) 26.88	<b>55.80</b> 28.92	0.85
8	8	LETRARI Laura	ITA	0.67	(7) 27.07	<b>56.28</b> 29.21	1.33

### Semifinal 2

Rank	Lane	Name	NUSF Code	R.T.	50m	Time	Time Behind
1	5	HAUGHEY Siobhan Bernadette	HKG	0.70	(1) 26.13	<b>54.52</b> 28.39	
2	3	MARTINS DE OLIVEIRA Larissa	BRA	0.67	(3) 26.58	<b>55.04</b> 28.46	0.52
3	4	KAMENEVA Mariia	RUS	0.68	(2) 26.16	<b>55.07</b> 28.91	0.55
3	6	BURCHILL Veronica	USA	0.68	(4) 26.63	<b>55.07</b> 28.44	0.55
5	8	PEZZATO Aglaia	ITA	0.67	(5) 26.77	<b>55.41</b> 28.64	0.89
6	2	OPENYSHEVA Arina	RUS	0.59	(8) 26.93	<b>55.42</b> 28.49	0.90
7	1	COONEY Gemma Jane Isab	AUS	0.74	(7) 26.91	<b>55.54</b> 28.63	1.02
8	7	KEIRE Jacqueline	CAN	0.70	(6) 26.80	<b>55.77</b> 28.97	1.25

Legend:

R.T. Reaction time      UR Universiade Record      WR World record



## RESULTS SUMMARY

成績總表

	Record	Name	NUSF Code	Location	Date
WR	51.71	SJOSTROM SARAH	SWE	BUDAPEST (HUN)	23 JUL 2017
UR	53.50	HERASIMENIA A	BLR	KAZAN (RUS)	12 JUL 2013

### Semifinals Event No. 13

Rank	Heat	Lane	Name	NUSF Code	R.T.	50m	Time	Time Behind
1	2	5	HAUGHEY Siobhan Bernadette	HKG	0.70	(1) 26.13	<b>54.52</b> 28.39	Q
2	1	4	BALDWIN Caroline Grace	USA	0.72	(1) 25.87	<b>54.95</b> 29.08	0.43 Q
3	2	3	MARTINS DE OLIVEIRA Larissa	BRA	0.67	(3) 26.58	<b>55.04</b> 28.46	0.52 Q
4	2	4	KAMENEVA Mariia	RUS	0.68	(2) 26.16	<b>55.07</b> 28.91	0.55 Q
4	2	6	BURCHILL Veronica	USA	0.68	(4) 26.63	<b>55.07</b> 28.44	0.55 Q
6	1	3	SAVARD Katerine	CAN	0.67	(2) 26.49	<b>55.27</b> 28.78	0.75 Q
7	2	8	PEZZATO Aglaia	ITA	0.67	(5) 26.77	<b>55.41</b> 28.64	0.89 Q
8	2	2	OPENYSHEVA Arina	RUS	0.59	(8) 26.93	<b>55.42</b> 28.49	0.90 Q
9	1	7	IGARASHI Chihiro	JPN	0.69	(8) 27.19	<b>55.49</b> 28.30	0.97
10	2	1	COONEY Gemma Jane Isab	AUS	0.74	(7) 26.91	<b>55.54</b> 28.63	1.02
11	1	5	HOPE Lucy Rebecca	GBR	0.67	(3) 26.56	<b>55.59</b> 29.03	1.07
12	1	1	VERRASZTO Evelin	HUN	0.70	(4) 26.71	<b>55.64</b> 28.93	1.12
13	1	6	HOPKIN Anna Elizabeth	GBR	0.66	(5) 26.72	<b>55.72</b> 29.00	1.20
14	2	7	KEIRE Jacqueline	CAN	0.70	(6) 26.80	<b>55.77</b> 28.97	1.25
15	1	2	DUARTE LYRIO Manuella	BRA	0.67	(6) 26.88	<b>55.80</b> 28.92	1.28
16	1	8	LETRARI Laura	ITA	0.67	(7) 27.07	<b>56.28</b> 29.21	1.76

<b>Legend:</b>	Classified Final	R.T.	Reaction time	UR	Universiade Record	WR	World record
----------------	------------------	------	---------------	----	--------------------	----	--------------



# RESULT BOOK

29TH Summer Universiade Taipei 2017



## Swimming

Women's 50m Butterfly





## MEDALLISTS

獎牌得主

Medal	Name	NUSF
GOLD	SCHMIDTKE Aliena	GER - Germany
SILVER	DI LIDDO Elena	ITA - Italy
BRONZE	HIRAYAMA Yukina	JPN - Japan



## START LIST

出場名單

	Record	Name	NUSF Code	Location	Date
WR	24.43	SJOSTROM SARAH	SWE	BORAS (SWE)	05 JUL 2014
UR	25.72	LU YING	CHN	GWANGJU (KOR)	05 JUL 2015

### Final

Event No. 2

Lane	Name	NUSF Code	Date of Birth	Qualifying Time	Time	Rank
1	DI LIDDO Elena	ITA	08 SEP 1993	26.74		
2	MOFFITT Hellen Stewart	USA	21 MAY 1995	26.66		
3	DOWGIERT Anna	POL	15 JUL 1990	26.40		
4	SCHMIDTKE Aliena	GER	20 NOV 1992	26.07		
5	SAVARD Katerine	CAN	26 MAY 1993	26.36		
6	HIRAYAMA Yukina	JPN	19 DEC 1995	26.66		
7	KELLY Rachael Elizabe	GBR	24 JAN 1994	26.71		
8	MC LAUGHLIN Kathryn Ann	USA	09 JUL 1997	26.78		

### Reserves

Name	NUSF Code	Date of Birth	Qualifying Time	Time	Rank
PEZZATO Aglaia	ITA	22 APR 1994			
LOPES FERREIRA DE P Daynara	BRA	25 JUL 1989	26.81		

**Note:**

Consult competition schedule in INFO for heat start times

**Legend:**

UR Universiade Record      WR World record



## START LIST

出場名單

	Record	Name	NUSF Code	Location	Date
WR	24.43	SJOSTROM SARAH	SWE	BORAS (SWE)	05 JUL 2014
UR	25.72	LU YING	CHN	GWANGJU (KOR)	05 JUL 2015

### Heat 1 of 8

Event No. 2

Lane	Name	NUSF Code	Date of Birth	Qualifying Time	Time	Rank
3	SALIENDRA Alliah	PHI	31 MAY 1999			
4	KALUARACHCHILAGE DON Madhawe K. W.	SRI	24 JAN 1993	35.35		
5	BIQUE Jannat Firdosse	MOZ	16 MAY 1997	36.40		

### Heat 2 of 8

Lane	Name	NUSF Code	Date of Birth	Qualifying Time	Time	Rank
1	FEARNOT Sarah	NGR	21 APR 1998	33.50		
2	DELA CRUZ Alic Deniel	PHI	13 NOV 1999	32.00		
3	CAZOT TORT Carolina Tattia	URU	19 MAR 1997	31.71		
4	PICCARDO URIARTE Stefania Monser	PAR	17 NOV 1998	30.94		
5	MEYA Avice Michal Ka	UGA	02 DEC 1994	31.38		
6	GAEBE Doutimi Okoko	NGR	18 DEC 1993	31.86		
7	SIIMAR Gretel-Marie	EST	29 JUN 1995	33.44		

### Heat 3 of 8

Lane	Name	NUSF Code	Date of Birth	Qualifying Time	Time	Rank
1	EUCEDA GUTIERREZ Ana Marcela	HON	06 NOV 1992	30.70		
2	HO Yan Lum Deborah	SGP	29 JUL 1998	30.50		
3	LIVER Mariia	UKR	11 NOV 1990	30.00		
4	QUINTERO SOSA María Clara	COL	11 JUL 1992	29.76		
5	TAN Chi Yan	MAC	26 DEC 1994	30.00		
6	VISAGIE Emily Joyce	RSA	08 JAN 1998	30.30		
7	REYES HINRICHSEN Daniela Cristin	CHI	03 NOV 1990	30.50		
8	CHAMORRO MARTINEZ Alejandra Leono	CHI	17 DEC 1992	30.80		

### Heat 4 of 8

Lane	Name	NUSF Code	Date of Birth	Qualifying Time	Time	Rank
1	RIVEROS SCHULZ Karen Nathalia	PAR	04 DEC 1994	29.08		
2	SONG Yutong	CHN	11 JUN 1999	28.61		
3	USTUNDAG Nida Eliz	TUR	21 OCT 1996	28.50		
4	KERSA Karleen	EST	15 MAY 1996	28.27		
5	PILGRIM Amira Mary	TTO	03 APR 1999	28.38		
6	MUNOZ MUNOZ Maria Paola	COL	22 SEP 1993	28.50		
7	LIN Xinlan	CHN	24 JAN 1998	28.61		
8	RIZKALLAH Jennifer	LBN	11 MAR 1997	29.09		



## START LIST

出場名單

	Record	Name	NUSF Code	Location	Date
WR	24.43	SJOSTROM SARAH	SWE	BORAS (SWE)	05 JUL 2014
UR	25.72	LU YING	CHN	GWANGJU (KOR)	05 JUL 2015

### Heat 5 of 8

Lane	Name	NUSF Code	Date of Birth	Qualifying Time	Time	Rank
1	MONTEIRO Ana Catarina	POR	14 AUG 1993	28.08		
2	LASZLOVA Silvia	SVK	09 JUL 1993	27.92		
3	PARK Jinyoung	KOR	14 APR 1997	27.82		
4	HWANG Seojin	KOR	19 JAN 1994	27.71		
5	VERRASZTO Evelin	HUN	17 JUL 1989	27.74		
6	CHELIUS Emma Anne	RSA	02 AUG 1996	27.90		
7	TEIJONSALO Fanny Emilia	FIN	06 FEB 1996	28.08		
8	TAM Hoi Lam	HKG	21 APR 1998	28.12		

### Heat 6 of 8

Lane	Name	NUSF Code	Date of Birth	Qualifying Time	Time	Rank
1	MC LAUGHLIN Kathryn Ann	USA	09 JUL 1997	27.57		
2	KARAKOUSKAYA Nastassia	BLR	01 AUG 1996	27.14		
3	KAMENEVA Mariia	RUS	27 MAY 1999	26.72		
4	MOFFITT Hellen Stewart	USA	21 MAY 1995	26.19		
5	LOPES FERREIRA DE P Daynara	BRA	25 JUL 1989	26.51		
6	ZANDRINGA Kinge	NED	10 OCT 1998	26.95		
7	OKANO Kaho	JPN	21 APR 1996	27.50		
8	IBRAIM Elmira	KAZ	02 APR 1992	27.71		

### Heat 7 of 8

Lane	Name	NUSF Code	Date of Birth	Qualifying Time	Time	Rank
1	GALAMB Szimonetta	HUN	03 MAY 1992	27.53		
2	CHAN Kin Lok	HKG	07 MAR 1994	27.12		
3	LEMOS ROCHA Bruna Caroline	BRA	05 MAY 1993	26.65		
4	SCHMIDTKE Aliena	GER	20 NOV 1992	26.00		
5	KELLY Rachael Elizabe	GBR	24 JAN 1994	26.50		
6	STEIGER Jessica	GER	24 MAY 1992	26.81		
7	HOPKIN Anna Elizabeth	GBR	24 APR 1996	27.42		
8	COONEY Gemma Jane Isab	AUS	10 NOV 1999	27.70		



## START LIST

出場名單

	Record	Name	NUSF Code	Location	Date
<b>WR</b>	24.43	SJOSTROM SARAH	SWE	BORAS (SWE)	05 JUL 2014
<b>UR</b>	25.72	LU YING	CHN	GWANGJU (KOR)	05 JUL 2015

### Heat 8 of 8

Lane	Name	NUSF Code	Date of Birth	Qualifying Time	Time	Rank
1	DIAZ Maria Belen	ARG	19 JUL 1995	27.51		
2	WASHER Emily Rachael	AUS	09 AUG 1996	26.98		
3	DI LIDDO Elena	ITA	08 SEP 1993	26.52		
4	DOWGIERT Anna	POL	15 JUL 1990	25.76		
5	SAVARD Katerine	CAN	26 MAY 1993	26.29		
6	HIRAYAMA Yukina	JPN	19 DEC 1995	26.80		
7	PEZZATO Aglaia	ITA	22 APR 1994	27.34		
8	NORISMAA Nea Elisabet	FIN	11 FEB 1995	27.63		

**Note:**  
Consult competition schedule in INFO for heat start times

**Legend:**  
**UR** Universiade Record      **WR** World record



## RESULTS

比賽成績

	Record	Name	NUSF Code	Location	Date
WR	24.43	SJOSTROM SARAH	SWE	BORAS (SWE)	05 JUL 2014
UR	25.72	LU YING	CHN	GWANGJU (KOR)	05 JUL 2015

### Heat 1 of 8

Event No. 2

Rank	Lane	Name	NUSF Code	R.T.	Time	Time Behind
1	5	BIQUE Jannat Firdosse	MOZ	0.74	31.55	
2	4	KALUARACHCHILAGE M	SRI	0.97	36.27	4.72
3	3	SALIENDRA Alliah	PHI	0.82	38.05	6.50

### Heat 2 of 8

Rank	Lane	Name	NUSF Code	R.T.	Time	Time Behind
1	4	PICCARDO URIARTE S	PAR	0.71	31.12	
2	5	MEYA Avice Michal Ka	UGA	0.73	31.28	0.16
3	3	CAZOT TORT Carolina Tattia	URU	0.68	31.93	0.81
4	7	SIIMAR Gretel-Marie	EST	0.79	32.67	1.55
5	2	DELA CRUZ Alic Deniel	PHI	0.86	34.97	3.85
	1	FEARNOT Sarah	NGR		DNS	
	6	GAEBE Doutimi Okoko	NGR		DNS	

### Heat 3 of 8

Rank	Lane	Name	NUSF Code	R.T.	Time	Time Behind
1	6	VISAGIE Emily Joyce	RSA	0.75	29.70	
2	7	REYES HINRICHSEN D	CHI	0.76	29.79	0.09
2	4	QUINTERO SOSA María Clara	COL	0.75	29.79	0.09
4	5	TAN Chi Yan	MAC	0.72	30.02	0.32
5	3	LIVER Mariia	UKR	0.67	30.42	0.72
6	2	HO Yan Lum Deborah	SGP	0.81	30.56	0.86
7	1	EUCEDA GUTIERREZ A	HON	0.72	30.95	1.25
8	8	CHAMORRO MARTINE A	CHI	0.78	31.19	1.49

### Heat 4 of 8

Rank	Lane	Name	NUSF Code	R.T.	Time	Time Behind
1	7	LIN Xinlan	CHN	0.81	28.03	
2	6	MUNOZ MUNOZ Maria Paola	COL	0.72	28.83	0.80
3	5	PILGRIM Amira Mary	TTO	0.61	28.92	0.89
4	2	SONG Yutong	CHN	0.74	29.11	1.08
5	3	USTUNDAG Nida Eliz	TUR	0.80	29.47	1.44
6	1	RIVEROS SCHULZ K	PAR	0.69	30.06	2.03
7	4	KERSA Karleen	EST	0.72	30.20	2.17
8	8	RIZKALLAH Jennifer	LBN	0.74	30.50	2.47

### Heat 5 of 8

Rank	Lane	Name	NUSF Code	R.T.	Time	Time Behind
1	5	VERRASZTO Evelin	HUN	0.71	27.45	
2	6	CHELIUS Emma Anne	RSA	0.74	27.81	0.36
3	4	HWANG Seojin	KOR	0.72	27.84	0.39
4	8	TAM Hoi Lam	HKG	0.77	27.96	0.51
5	2	LASZLOVA Silvia	SVK	0.68	28.13	0.68
6	3	PARK Jinyoung	KOR	0.66	28.37	0.92
7	7	TEIJONSALO Fanny Emilia	FIN	0.76	28.40	0.95
8	1	MONTEIRO Ana Catarina	POR	0.73	28.42	0.97



## RESULTS

比賽成績

	Record	Name	NUSF Code	Location	Date
<b>WR</b>	24.43	SJOSTROM SARAH	SWE	BORAS (SWE)	05 JUL 2014
<b>UR</b>	25.72	LU YING	CHN	GWANGJU (KOR)	05 JUL 2015

### Heat 6 of 8

Rank	Lane	Name	NUSF Code	R.T.	Time	Time Behind
1	7	OKANO Kaho	JPN	0.70	<b>26.71</b>	
2	6	ZANDRINGA Kinge	NED	0.69	<b>26.78</b>	0.07
3	5	LOPES FERREIRA D D	BRA	0.75	<b>26.91</b>	0.20
4	1	MC LAUGHLIN Kathryn Ann	USA	0.70	<b>26.97</b>	0.26
5	4	MOFFITT Hellen Stewart	USA	0.73	<b>27.00</b>	0.29
6	3	KAMENEVA Mariia	RUS	0.69	<b>27.21</b>	0.50
7	2	KARAKOUSKAYA Nastassia	BLR	0.77	<b>27.31</b>	0.60
8	8	IBRAIM Elmira	KAZ	0.78	<b>27.59</b>	0.88

### Heat 7 of 8

Rank	Lane	Name	NUSF Code	R.T.	Time	Time Behind
1	4	SCHMIDTKE Aliena	GER	0.71	<b>26.29</b>	
2	3	LEMOS ROCHA Bruna Caroline	BRA	0.66	<b>26.78</b>	0.49
3	5	KELLY Rachael Elizabe	GBR	0.63	<b>26.85</b>	0.56
4	7	HOPKIN Anna Elizabeth	GBR	0.68	<b>27.43</b>	1.14
5	6	STEIGER Jessica	GER	0.70	<b>27.60</b>	1.31
5	2	CHAN Kin Lok	HKG	0.70	<b>27.60</b>	1.31
7	8	COONEY Gemma Jane Isab	AUS	0.74	<b>27.68</b>	1.39
8	1	GALAMB Szimonetta	HUN	0.69	<b>28.05</b>	1.76

### Heat 8 of 8

Rank	Lane	Name	NUSF Code	R.T.	Time	Time Behind
1	5	SAVARD Katerine	CAN	0.64	<b>26.39</b>	
2	4	DOWGIERT Anna	POL	0.68	<b>26.75</b>	0.36
3	6	HIRAYAMA Yukina	JPN	0.73	<b>26.84</b>	0.45
4	3	DI LIDDO Elena	ITA	0.64	<b>26.96</b>	0.57
5	2	WASHER Emily Rachael	AUS	0.72	<b>27.39</b>	1.00
6	7	PEZZATO Aglaia	ITA	0.70	<b>27.41</b>	1.02
7	8	NORISMAA Nea Elisabet	FIN	0.70	<b>27.63</b>	1.24
8	1	DIAZ Maria Belen	ARG	0.75	<b>27.93</b>	1.54

<b>Legend:</b>	<b>DNS</b> Did not start	<b>R.T.</b> Reaction time	<b>UR</b> Universiade Record	<b>WR</b> World record
----------------	--------------------------	---------------------------	------------------------------	------------------------



## RESULTS SUMMARY

成績總表

	Record	Name	NUSF Code	Location	Date
WR	24.43	SJOSTROM SARAH	SWE	BORAS (SWE)	05 JUL 2014
UR	25.72	LU YING	CHN	GWANGJU (KOR)	05 JUL 2015

Heats							Event No.	2
Rank	Heat	Lane	Name	NUSF Code	R.T.	Time	Time Behind	
1	7	4	SCHMIDTKE Aliena	GER	0.71	26.29	Q	
2	8	5	SAVARD Katerine	CAN	0.64	26.39	0.10 Q	
3	6	7	OKANO Kaho	JPN	0.70	26.71	0.42 Q	
4	8	4	DOWGIERT Anna	POL	0.68	26.75	0.46 Q	
5	6	6	ZANDRINGA Kinge	NED	0.69	26.78	0.49 Q	
5	7	3	LEMOS ROCHA Bruna Caroline	BRA	0.66	26.78	0.49 Q	
7	8	6	HIRAYAMA Yukina	JPN	0.73	26.84	0.55 Q	
8	7	5	KELLY Rachael Elizabe	GBR	0.63	26.85	0.56 Q	
9	6	5	LOPES FERREIRA D D	BRA	0.75	26.91	0.62 Q	
10	8	3	DI LIDDO Elena	ITA	0.64	26.96	0.67 Q	
11	6	1	MC LAUGHLIN Kathryn Ann	USA	0.70	26.97	0.68 Q	
12	6	4	MOFFITT Hellen Stewart	USA	0.73	27.00	0.71 Q	
13	6	3	KAMENEVA Mariia	RUS	0.69	27.21	0.92 Q	
14	6	2	KARAKOUSKAYA Nastassia	BLR	0.77	27.31	1.02 Q	
15	8	2	WASHER Emily Rachael	AUS	0.72	27.39	1.10 Q	
16	8	7	PEZZATO Aglaia	ITA	0.70	27.41	1.12 Q	
17	7	7	HOPKIN Anna Elizabeth	GBR	0.68	27.43	1.14	
18	5	5	VERRASZTO Evelin	HUN	0.71	27.45	1.16	
19	6	8	IBRAIM Elmira	KAZ	0.78	27.59	1.30	
20	7	6	STEIGER Jessica	GER	0.70	27.60	1.31	
20	7	2	CHAN Kin Lok	HKG	0.70	27.60	1.31	
22	8	8	NORISMAA Nea Elisabet	FIN	0.70	27.63	1.34	
23	7	8	COONEY Gemma Jane Isab	AUS	0.74	27.68	1.39	
24	5	6	CHELIUS Emma Anne	RSA	0.74	27.81	1.52	
25	5	4	HWANG Seojin	KOR	0.72	27.84	1.55	
26	8	1	DIAZ Maria Belen	ARG	0.75	27.93	1.64	
27	5	8	TAM Hoi Lam	HKG	0.77	27.96	1.67	
28	4	7	LIN Xinlan	CHN	0.81	28.03	1.74	
29	7	1	GALAMB Szimonetta	HUN	0.69	28.05	1.76	
30	5	2	LASZLOVA Silvia	SVK	0.68	28.13	1.84	
31	5	3	PARK Jinyoung	KOR	0.66	28.37	2.08	
32	5	7	TEIJONSALO Fanny Emilia	FIN	0.76	28.40	2.11	
33	5	1	MONTEIRO Ana Catarina	POR	0.73	28.42	2.13	
34	4	6	MUNOZ MUNOZ Maria Paola	COL	0.72	28.83	2.54	
35	4	5	PILGRIM Amira Mary	TTO	0.61	28.92	2.63	
36	4	2	SONG Yutong	CHN	0.74	29.11	2.82	
37	4	3	USTUNDAG Nida Eliz	TUR	0.80	29.47	3.18	
38	3	6	VISAGIE Emily Joyce	RSA	0.75	29.70	3.41	
39	3	7	REYES HINRICHSEN D	CHI	0.76	29.79	3.50	
39	3	4	QUINTERO SOSA María Clara	COL	0.75	29.79	3.50	
41	3	5	TAN Chi Yan	MAC	0.72	30.02	3.73	
42	4	1	RIVEROS SCHULZ K	PAR	0.69	30.06	3.77	
43	4	4	KERSA Karleen	EST	0.72	30.20	3.91	
44	3	3	LIVER Mariia	UKR	0.67	30.42	4.13	
45	4	8	RIZKALLAH Jennifer	LBN	0.74	30.50	4.21	
46	3	2	HO Yan Lum Deborah	SGP	0.81	30.56	4.27	
47	3	1	EUCEDA GUTIERREZ A	HON	0.72	30.95	4.66	
48	2	4	PICCARDO URIARTE S	PAR	0.71	31.12	4.83	
49	3	8	CHAMORRO MARTINE A	CHI	0.78	31.19	4.90	
50	2	5	MEYA Avice Michal Ka	UGA	0.73	31.28	4.99	
51	1	5	BIQUE Jannat Firdosse	MOZ	0.74	31.55	5.26	



## RESULTS SUMMARY

成績總表

Record	Name	NUSF Code	Location	Date
WR	24.43 SJOSTROM SARAH	SWE	BORAS (SWE)	05 JUL 2014
UR	25.72 LU YING	CHN	GWANGJU (KOR)	05 JUL 2015

### Heats

Rank	Heat	Lane	Name	NUSF Code	R.T.	Time	Time Behind
52	2	3	CAZOT TORT Carolina Tattia	URU	0.68	31.93	5.64
53	2	7	SIIMAR Gretel-Marie	EST	0.79	32.67	6.38
54	2	2	DELA CRUZ Alic Deniel	PHI	0.86	34.97	8.68
55	1	4	KALUARACHCHILAGE M	SRI	0.97	36.27	9.98
56	1	3	SALIENDRA Alliah	PHI	0.82	38.05	11.76
	2	1	FEARNOT Sarah	NGR		DNS	
	2	6	GAEBE Doutimi Okoko	NGR		DNS	

<b>Legend:</b>	<b>Q</b> Classified Final	<b>R.T.</b> Reaction time	<b>UR</b> Universiade Record	<b>WR</b> World record
----------------	---------------------------	---------------------------	------------------------------	------------------------



## START LIST

出場名單

	Record	Name	NUSF Code	Location	Date
WR	24.43	SJOSTROM SARAH	SWE	BORAS (SWE)	05 JUL 2014
UR	25.72	LU YING	CHN	GWANGJU (KOR)	05 JUL 2015

### Semifinal 1 of 2

Event No. 2

Lane	Name	NUSF Code	Date of Birth	Qualifying Time	Time	Rank
1	KARAKOUSKAYA Nastassia	BLR	01 AUG 1996	27.31		
2	DI LIDDO Elena	ITA	08 SEP 1993	26.96		
3	LEMOUS ROCHA Bruna Caroline	BRA	05 MAY 1993	26.78		
4	SAVARD Katerine	CAN	26 MAY 1993	26.39		
5	DOWGIERT Anna	POL	15 JUL 1990	26.75		
6	KELLY Rachael Elizabe	GBR	24 JAN 1994	26.85		
7	MOFFITT Hellen Stewart	USA	21 MAY 1995	27.00		
8	VERRASZTO Evelin	HUN	17 JUL 1989	27.45		

### Semifinal 2 of 2

Lane	Name	NUSF Code	Date of Birth	Qualifying Time	Time	Rank
1	KAMENEVA Mariia	RUS	27 MAY 1999	27.21		
2	LOPES FERREIRA DE P Daynara	BRA	25 JUL 1989			
3	ZANDRINGA Kinge	NED	10 OCT 1998	26.78		
4	SCHMIDTKE Aliena	GER	20 NOV 1992	26.29		
5	OKANO Kaho	JPN	21 APR 1996	26.71		
6	HIRAYAMA Yukina	JPN	19 DEC 1995	26.84		
7	MC LAUGHLIN Kathryn Ann	USA	09 JUL 1997	26.97		
8	WASHER Emily Rachael	AUS	09 AUG 1996	27.39		

### Reserves

Name	NUSF Code	Date of Birth	Qualifying Time	Time	Rank
IBRAIM Elmira	KAZ	02 APR 1992	27.59		

**Note:**  
Consult competition schedule in INFO for heat start times

**Legend:**  
UR Universiade Record      WR World record



## RESULTS

比賽成績

	Record	Name	NUSF Code	Location	Date
<b>WR</b>	24.43	SJOSTROM SARAH	SWE	BORAS (SWE)	05 JUL 2014
<b>UR</b>	25.72	LU YING	CHN	GWANGJU (KOR)	05 JUL 2015

### Semifinal 1

Event No. 2

Rank	Lane	Name	NUSF Code	R.T.	Time	Time Behind
1	4	SAVARD Katerine	CAN	0.64	<b>26.36</b>	
2	5	DOWGIERT Anna	POL	0.67	<b>26.40</b>	0.04
3	7	MOFFITT Hellen Stewart	USA	0.70	<b>26.66</b>	0.30
4	6	KELLY Rachael Elizabe	GBR	0.65	<b>26.71</b>	0.35
5	2	DI LIDDO Elena	ITA	0.65	<b>26.74</b>	0.38
6	3	LEMOS ROCHA Bruna Caroline	BRA	0.68	<b>26.92</b>	0.56
7	1	KARAKOUSHKAYA Nastassia	BLR	0.73	<b>27.35</b>	0.99
7	8	VERRASZTO Evelin	HUN	0.73	<b>27.35</b>	0.99

### Semifinal 2

Rank	Lane	Name	NUSF Code	R.T.	Time	Time Behind
1	4	SCHMIDTKE Aliena	GER	0.69	<b>26.07</b>	
2	6	HIRAYAMA Yukina	JPN	0.74	<b>26.66</b>	0.59
3	7	MC LAUGHLIN Kathryn Ann	USA	0.71	<b>26.78</b>	0.71
4	2	LOPES FERREIRA D D	BRA	0.69	<b>26.81</b>	0.74
5	3	ZANDRINGA Kinge	NED	0.69	<b>26.83</b>	0.76
6	5	OKANO Kaho	JPN	0.69	<b>26.96</b>	0.89
6	1	KAMENEVA Mariia	RUS	0.69	<b>26.96</b>	0.89
8	8	WASHER Emily Rachael	AUS	0.74	<b>27.39</b>	1.32

Legend:

R.T. Reaction time      UR Universiade Record      WR World record



## RESULTS SUMMARY

成績總表

	Record	Name	NUSF Code	Location	Date
<b>WR</b>	24.43	SJOSTROM SARAH	SWE	BORAS (SWE)	05 JUL 2014
<b>UR</b>	25.72	LU YING	CHN	GWANGJU (KOR)	05 JUL 2015

Semifinals							Event No.	2
Rank	Heat	Lane	Name	NUSF Code	R.T.	Time	Time Behind	
1	2	4	SCHMIDTKE Aliena	GER	0.69	<b>26.07</b>	Q	
2	1	4	SAVARD Katerine	CAN	0.64	<b>26.36</b>	0.29 Q	
3	1	5	DOWGIERT Anna	POL	0.67	<b>26.40</b>	0.33 Q	
4	2	6	HIRAYAMA Yukina	JPN	0.74	<b>26.66</b>	0.59 Q	
4	1	7	MOFFITT Hellen Stewart	USA	0.70	<b>26.66</b>	0.59 Q	
6	1	6	KELLY Rachael Elizabe	GBR	0.65	<b>26.71</b>	0.64 Q	
7	1	2	DI LIDDO Elena	ITA	0.65	<b>26.74</b>	0.67 Q	
8	2	7	MC LAUGHLIN Kathryn Ann	USA	0.71	<b>26.78</b>	0.71 Q	
9	2	2	LOPES FERREIRA D D	BRA	0.69	<b>26.81</b>	0.74	
10	2	3	ZANDRINGA Kinge	NED	0.69	<b>26.83</b>	0.76	
11	1	3	LEMOS ROCHA Bruna Caroline	BRA	0.68	<b>26.92</b>	0.85	
12	2	5	OKANO Kaho	JPN	0.69	<b>26.96</b>	0.89	
12	2	1	KAMENEVA Mariia	RUS	0.69	<b>26.96</b>	0.89	
14	1	1	KARAKOUSKAYA Nastassia	BLR	0.73	<b>27.35</b>	1.28	
14	1	8	VERRASZTO Evelin	HUN	0.73	<b>27.35</b>	1.28	
16	2	8	WASHER Emily Rachael	AUS	0.74	<b>27.39</b>	1.32	

<b>Legend:</b>	<b>Q</b> Classified Final	<b>R.T.</b> Reaction time	<b>UR</b> Universiade Record	<b>WR</b> World record
----------------	---------------------------	---------------------------	------------------------------	------------------------



# RESULT BOOK


29TH Summer Universiade Taipei 2017



## Swimming

Women's 200m

Backstroke





## MEDALLISTS

獎牌得主

Medal	Name	NUSF
GOLD	WHITTAKER Sian Monique	AUS - Australia
SILVER	ZEVNIK Alexia	CAN - Canada
BRONZE	ALEXANDER Bridgette Kylea	USA - United States of America



## START LIST

出場名單

	Record	Name	NUSF Code	Location	Date
WR	2:04.06	FRANKLIN MISSY	USA	LONDON (GBR)	03 AUG 2012
UR	2:08.91	PROUD STEPHANIE	GBR	BELGRADE (SRB)	06 JUL 2009

### Final

Event No. 6

Lane	Name	NUSF Code	Date of Birth	Qualifying Time	Time	Rank
1	GRAF Lisa	GER	13 NOV 1992	2:11.76		
2	ZEVNIK Alexia	CAN	04 MAR 1994	2:10.93		
3	PANZIERA Margherita	ITA	12 AUG 1995	2:10.50		
4	SEIDT Asia Marie	USA	06 OCT 1997	2:10.03		
5	WHITTAKER Sian Monique	AUS	10 AUG 1997	2:10.10		
6	GLOVER Mackenzie Eliza	CAN	18 FEB 1998	2:10.62		
7	ALEXANDER Bridgette Kylea	USA	25 JUN 1996	2:11.14		
8	GOTO Mayuko	JPN	13 JUL 1995	2:12.17		

### Reserves

Name	NUSF Code	Date of Birth	Qualifying Time	Time	Rank
PRIKHODKO Irina	RUS	29 NOV 1998	2:12.87		
KONISHI Anna	JPN	10 MAY 1996	2:13.51		

**Note:**

Consult competition schedule in INFO for heat start times

**Legend:**

UR Universiade Record      WR World record



## START LIST

出場名單

	Record	Name	NUSF Code	Location	Date
WR	2:04.06	FRANKLIN MISSY	USA	LONDON (GBR)	03 AUG 2012
UR	2:08.91	PROUD STEPHANIE	GBR	BELGRADE (SRB)	06 JUL 2009

### Heat 1 of 5

Event No. 6

Lane	Name	NUSF Code	Date of Birth	Qualifying Time	Time	Rank
3	BANEGAS Fatima Mitchell	HON	05 MAY 1995	2:33.61		
4	OLIVARES Isabella	PHI	25 FEB 1995	2:29.00		
5	LAU Sze Wing Erica	HKG	15 JAN 1998	2:29.37		

### Heat 2 of 5

Lane	Name	NUSF Code	Date of Birth	Qualifying Time	Time	Rank
1	KO Sumin	KOR	14 FEB 1995	2:24.07		
2	SEPP Kaetlin	EST	08 AUG 1992	2:20.66		
3	GEORGIEVA Gabriela Georgi	BUL	16 JUN 1997	2:17.20		
4	MENAHM Shahar	ISR	10 JAN 1997	2:16.00		
5	FRISCHKNECHT Rita	POR	09 SEP 1998	2:16.23		
6	XU Lili	CHN	26 SEP 1991	2:20.00		
7	BARTOVICOVA Barbara	SVK	05 JUN 1998	2:23.04		
8	SPUHR RAMIREZ Marianne Andrea	CHI	08 FEB 1994	2:27.53		

### Heat 3 of 5

Lane	Name	NUSF Code	Date of Birth	Qualifying Time	Time	Rank
1	KONISHI Anna	JPN	10 MAY 1996	2:13.61		
2	TCHORZ Alicja Maria	POL	13 AUG 1992	2:12.26		
3	PRIKHODKO Irina	RUS	29 NOV 1998	2:10.49		
4	BAKER Hayley Victoria	AUS	23 MAY 1995	2:09.26		
5	PANZIERA Margherita	ITA	12 AUG 1995	2:09.76		
6	GLOVER Mackenzie Eliza	CAN	18 FEB 1998	2:11.17		
7	KOPRIVOVA Vera	CZE	04 AUG 1995	2:13.30		
8	TIENSTRA Marieke	NED	03 MAY 1999	2:15.61		

### Heat 4 of 5

Lane	Name	NUSF Code	Date of Birth	Qualifying Time	Time	Rank
1	VERMEULEN Tessa	NED	29 JAN 1998	2:13.41		
2	ZEVNIK Alexia	CAN	04 MAR 1994	2:12.06		
3	LAEMMLER Nadine Marion	GER	19 MAY 1994	2:10.39		
4	SEIDT Asia Marie	USA	06 OCT 1997	2:08.99		
5	WHITTAKER Sian Monique	AUS	10 AUG 1997	2:09.60		
6	NAZIEBLO Klaudia Patrycj	POL	03 DEC 1993	2:11.14		
7	VAN BERKEL Martina Eva	SUI	23 JAN 1989	2:13.24		
8	HSU An	TPE	29 JUN 1998	2:15.29		



## START LIST

出場名單

	Record	Name	NUSF Code	Location	Date
<b>WR</b>	2:04.06	FRANKLIN MISSY	USA	LONDON (GBR)	03 AUG 2012
<b>UR</b>	2:08.91	PROUD STEPHANIE	GBR	BELGRADE (SRB)	06 JUL 2009

### Heat 5 of 5

Lane	Name	NUSF Code	Date of Birth	Qualifying Time	Time	Rank
1	SIMPSON Kirsty Sheila	GBR	12 MAR 1996	2:13.38		
2	ZEREN Halime Zulal	TUR	15 APR 1995	2:11.71		
3	EVANS Charlotte Melis	GBR	06 SEP 1997	2:10.35		
4	GRAF Lisa	GER	13 NOV 1992	2:07.63		
5	ALEXANDER Bridgette Kylea	USA	25 JUN 1996	2:09.44		
6	GOTO Mayuko	JPN	13 JUL 1995	2:10.86		
7	MAZUTAITYTE Ugne	LTU	14 MAR 1997	2:12.64		
8	MACAVEI Carina-Bianca	ROU	16 SEP 1994	2:14.70		

**Note:**  
Consult competition schedule in INFO for heat start times

**Legend:**  
**UR** Universiade Record      **WR** World record



## RESULTS

比賽成績

	Record	Name	NUSF Code	Location	Date
WR	2:04.06	FRANKLIN MISSY	USA	LONDON (GBR)	03 AUG 2012
UR	2:08.91	PROUD STEPHANIE	GBR	BELGRADE (SRB)	06 JUL 2009

### Heat 1 of 5

Event No. 6

Rank	Lane	Name	NUSF Code	R.T.	50m	100m	150m	Time	Time Behind
1	5	LAU Sze Wing Erica	HKG	0.79	(1) 32.94	(1) 1:09.82 36.88	(1) 1:49.84 40.02	<b>2:26.63</b> 36.79	
2	4	OLIVARES Isabella	PHI	0.80	(2) 33.61	(2) 1:10.39 36.78	(2) 1:49.92 39.53	<b>2:30.11</b> 40.19	3.48
3	3	BANEGAS Fatima Mitchell	HON	0.74	(3) 35.61	(3) 1:13.58 37.97	(3) 1:55.55 41.97	<b>2:38.94</b> 43.39	12.31

### Heat 2 of 5

Rank	Lane	Name	NUSF Code	R.T.	50m	100m	150m	Time	Time Behind
1	4	MENAHEM Shahar	ISR	0.86	(5) 32.37	(3) 1:06.82 34.45	(3) 1:42.52 35.70	<b>2:17.58</b> 35.06	
2	5	FRISCHKNECHT Rita	POR	0.82	(2) 32.00	(2) 1:06.08 34.08	(2) 1:41.97 35.89	<b>2:18.25</b> 36.28	0.67
3	3	GEORGIEVA Gabriela Georgi	BUL	0.90	(6) 32.43	(6) 1:07.20 34.77	(4) 1:43.43 36.23	<b>2:18.67</b> 35.24	1.09
4	1	KO Sumin	KOR	0.64	(1) 31.13	(1) 1:05.67 34.54	(1) 1:41.52 35.85	<b>2:18.73</b> 37.21	1.15
5	2	SEPP Kaetlin	EST	0.94	(3) 32.05	(4) 1:07.01 34.96	(5) 1:43.62 36.61	<b>2:20.79</b> 37.17	3.21
6	6	XU Lili	CHN	0.71	(4) 32.26	(5) 1:07.09 34.83	(6) 1:43.89 36.80	<b>2:21.28</b> 37.39	3.70
7	7	BARTOVICOVA Barbara	SVK	0.86	(8) 33.94	(7) 1:09.86 35.92	(7) 1:46.79 36.93	<b>2:22.78</b> 35.99	5.20
8	8	SPUHR RAMIREZ M	CHI	0.68	(7) 33.76	(8) 1:10.51 36.75	(8) 1:49.16 38.65	<b>2:28.18</b> 39.02	10.60

### Heat 3 of 5

Rank	Lane	Name	NUSF Code	R.T.	50m	100m	150m	Time	Time Behind
1	5	PANZIERA Margherita	ITA	0.81	(2) 30.80	(1) 1:03.71 32.91	(1) 1:37.62 33.91	<b>2:11.69</b> 34.07	
2	6	GLOVER Mackenzie Eliza	CAN	0.86	(5) 31.28	(3) 1:04.54 33.26	(2) 1:38.16 33.62	<b>2:11.94</b> 33.78	0.25
3	2	TCHORZ Alicja Maria	POL	0.84	(3) 30.93	(5) 1:04.87 33.94	(4) 1:39.14 34.27	<b>2:13.12</b> 33.98	1.43
4	3	PRIKHODKO Irina	RUS	0.89	(3) 30.93	(4) 1:04.55 33.62	(3) 1:38.89 34.34	<b>2:13.27</b> 34.38	1.58
5	7	KOPRIVOVA Vera	CZE	0.86	(6) 31.69	(6) 1:05.53 33.84	(6) 1:40.04 34.51	<b>2:14.64</b> 34.60	2.95
6	1	KONISHI Anna	JPN	0.57	(1) 30.74	(2) 1:04.35 33.61	(5) 1:39.58 35.23	<b>2:15.07</b> 35.49	3.38
7	8	TIENSTRA Marieke	NED	0.70	(7) 31.82	(7) 1:06.83 35.01	(7) 1:42.55 35.72	<b>2:18.12</b> 35.57	6.43
4		BAKER Hayley Victoria	AUS					<b>DNS</b>	



## RESULTS

比賽成績

	Record	Name	NUSF Code	Location	Date
WR	2:04.06	FRANKLIN MISSY	USA	LONDON (GBR)	03 AUG 2012
UR	2:08.91	PROUD STEPHANIE	GBR	BELGRADE (SRB)	06 JUL 2009

### Heat 4 of 5

Rank	Lane	Name	NUSF Code	R.T.	50m	100m	150m	Time	Time Behind
1	4	SEIDT Asia Marie	USA	0.87	(2) 30.83	(1) 1:03.11 32.28	(1) 1:36.85 33.74	<b>2:10.41</b> 33.56	
2	5	WHITTAKER Sian Monique	AUS	0.78	(3) 30.89	(2) 1:03.53 32.64	(2) 1:37.16 33.63	<b>2:10.55</b> 33.39	0.14
3	2	ZEVNIK Alexia	CAN	0.81	(1) 30.59	(3) 1:03.70 33.11	(3) 1:37.78 34.08	<b>2:11.20</b> 33.42	0.79
4	6	NAZIEBLO Klaudia Patrycj	POL	0.75	(7) 31.82	(6) 1:06.04 34.22	(6) 1:40.83 34.79	<b>2:14.18</b> 33.35	3.77
5	7	VAN BERKEL Martina Eva	SUI	0.88	(8) 32.50	(8) 1:07.01 34.51	(7) 1:41.36 34.35	<b>2:15.01</b> 33.65	4.60
6	3	LAEMMLER Nadine Marion	GER	0.79	(5) 31.73	(4) 1:05.48 33.75	(5) 1:40.51 35.03	<b>2:15.10</b> 34.59	4.69
7	1	VERMEULEN Tessa	NED	0.89	(4) 31.40	(5) 1:05.75 34.35	(4) 1:40.17 34.42	<b>2:15.29</b> 35.12	4.88
8	8	HSU An	TPE	0.77	(6) 31.81	(7) 1:06.72 34.91	(8) 1:42.98 36.26	<b>2:20.22</b> 37.24	9.81

### Heat 5 of 5

Rank	Lane	Name	NUSF Code	R.T.	50m	100m	150m	Time	Time Behind
1	5	ALEXANDER Bridgette Kylea	USA	0.81	(1) 30.87	(1) 1:03.83 32.96	(1) 1:37.75 33.92	<b>2:11.66</b> 33.91	
2	6	GOTO Mayuko	JPN	0.90	(2) 31.26	(2) 1:04.46 33.20	(2) 1:38.26 33.80	<b>2:11.93</b> 33.67	0.27
3	4	GRAF Lisa	GER	0.93	(3) 31.33	(3) 1:04.72 33.39	(3) 1:38.58 33.86	<b>2:12.85</b> 34.27	1.19
4	7	MAZUTAITYTE Ugne	LTU	0.80	(6) 31.91	(4) 1:05.80 33.89	(4) 1:41.05 35.25	<b>2:15.34</b> 34.29	3.68
5	2	ZEREN Halime Zulal	TUR	0.92	(5) 31.85	(6) 1:06.30 34.45	(6) 1:41.51 35.21	<b>2:15.53</b> 34.02	3.87
6	3	EVANS Charlotte Melis	GBR	0.90	(7) 32.17	(7) 1:06.37 34.20	(5) 1:41.27 34.90	<b>2:15.72</b> 34.45	4.06
7	1	SIMPSON Kirsty Sheila	GBR	0.84	(4) 31.74	(5) 1:05.91 34.17	(6) 1:41.51 35.60	<b>2:18.02</b> 36.51	6.36
8	8	MACAVEI Carina-Bianca	ROU	0.94	(8) 32.57	(8) 1:07.70 35.13	(8) 1:43.42 35.72	<b>2:19.27</b> 35.85	7.61

<b>Legend:</b>	DNS	Did not start	R.T.	Reaction time	UR	Universiade Record	WR	World record
----------------	-----	---------------	------	---------------	----	--------------------	----	--------------



## RESULTS SUMMARY

成績總表

	Record	Name	NUSF Code	Location	Date
WR	2:04.06	FRANKLIN MISSY	USA	LONDON (GBR)	03 AUG 2012
UR	2:08.91	PROUD STEPHANIE	GBR	BELGRADE (SRB)	06 JUL 2009

Heats										Event No.	6
Rank	Heat	Lane	Name	NUSF Code	R.T.	50m	100m	150m	Time	Time Behind	
1	4	4	SEIDT Asia Marie	USA	0.87	(2) 30.83	(1) 1:03.11 32.28	(1) 1:36.85 33.74	<b>2:10.41</b> 33.56	Q	
2	4	5	WHITTAKER Sian Monique	AUS	0.78	(3) 30.89	(2) 1:03.53 32.64	(2) 1:37.16 33.63	<b>2:10.55</b> 33.39	0.14 Q	
3	4	2	ZEVNIK Alexia	CAN	0.81	(1) 30.59	(3) 1:03.70 33.11	(3) 1:37.78 34.08	<b>2:11.20</b> 33.42	0.79 Q	
4	5	5	ALEXANDER Bridgette Kylea	USA	0.81	(1) 30.87	(1) 1:03.83 32.96	(1) 1:37.75 33.92	<b>2:11.66</b> 33.91	1.25 Q	
5	3	5	PANZIERA Margherita	ITA	0.81	(2) 30.80	(1) 1:03.71 32.91	(1) 1:37.62 33.91	<b>2:11.69</b> 34.07	1.28 Q	
6	5	6	GOTO Mayuko	JPN	0.90	(2) 31.26	(2) 1:04.46 33.20	(2) 1:38.26 33.80	<b>2:11.93</b> 33.67	1.52 Q	
7	3	6	GLOVER Mackenzie Eliza	CAN	0.86	(5) 31.28	(3) 1:04.54 33.26	(2) 1:38.16 33.62	<b>2:11.94</b> 33.78	1.53 Q	
8	5	4	GRAF Lisa	GER	0.93	(3) 31.33	(3) 1:04.72 33.39	(3) 1:38.58 33.86	<b>2:12.85</b> 34.27	2.44 Q	
9	3	2	TCHORZ Alicja Maria	POL	0.84	(3) 30.93	(5) 1:04.87 33.94	(4) 1:39.14 34.27	<b>2:13.12</b> 33.98	2.71 Q	
10	3	3	PRIKHODKO Irina	RUS	0.89	(3) 30.93	(4) 1:04.55 33.62	(3) 1:38.89 34.34	<b>2:13.27</b> 34.38	2.86 Q	
11	4	6	NAZIEBLO Klaudia Patrycj	POL	0.75	(7) 31.82	(6) 1:06.04 34.22	(6) 1:40.83 34.79	<b>2:14.18</b> 33.35	3.77 Q	
12	3	7	KOPRIVOVA Vera	CZE	0.86	(6) 31.69	(6) 1:05.53 33.84	(6) 1:40.04 34.51	<b>2:14.64</b> 34.60	4.23 Q	
13	4	7	VAN BERKEL Martina Eva	SUI	0.88	(8) 32.50	(8) 1:07.01 34.51	(7) 1:41.36 34.35	<b>2:15.01</b> 33.65	4.60 Q	
14	3	1	KONISHI Anna	JPN	0.57	(1) 30.74	(2) 1:04.35 33.61	(5) 1:39.58 35.23	<b>2:15.07</b> 35.49	4.66 Q	
15	4	3	LAEMMLER Nadine Marion	GER	0.79	(5) 31.73	(4) 1:05.48 33.75	(5) 1:40.51 35.03	<b>2:15.10</b> 34.59	4.69 Q	
16	4	1	VERMEULEN Tessa	NED	0.89	(4) 31.40	(5) 1:05.75 34.35	(4) 1:40.17 34.42	<b>2:15.29</b> 35.12	4.88 Q	
17	5	7	MAZUTAITYTE Ugne	LTU	0.80	(6) 31.91	(4) 1:05.80 33.89	(4) 1:41.05 35.25	<b>2:15.34</b> 34.29	4.93	
18	5	2	ZEREN Halime Zulal	TUR	0.92	(5) 31.85	(6) 1:06.30 34.45	(6) 1:41.51 35.21	<b>2:15.53</b> 34.02	5.12	
19	5	3	EVANS Charlotte Melis	GBR	0.90	(7) 32.17	(7) 1:06.37 34.20	(5) 1:41.27 34.90	<b>2:15.72</b> 34.45	5.31	
20	2	4	MENAHM Shahar	ISR	0.86	(5) 32.37	(3) 1:06.82 34.45	(3) 1:42.52 35.70	<b>2:17.58</b> 35.06	7.17	
21	5	1	SIMPSON Kirsty Sheila	GBR	0.84	(4) 31.74	(5) 1:05.91 34.17	(6) 1:41.51 35.60	<b>2:18.02</b> 36.51	7.61	
22	3	8	TIENSTRA Marieke	NED	0.70	(7) 31.82	(7) 1:06.83 35.01	(7) 1:42.55 35.72	<b>2:18.12</b> 35.57	7.71	
23	2	5	FRISCHKNECHT Rita	POR	0.82	(2) 32.00	(2) 1:06.08 34.08	(2) 1:41.97 35.89	<b>2:18.25</b> 36.28	7.84	
24	2	3	GEORGIEVA Gabriela Georgi	BUL	0.90	(6) 32.43	(6) 1:07.20 34.77	(4) 1:43.43 36.23	<b>2:18.67</b> 35.24	8.26	
25	2	1	KO Sumin	KOR	0.64	(1) 31.13	(1) 1:05.67 34.54	(1) 1:41.52 35.85	<b>2:18.73</b> 37.21	8.32	



## RESULTS SUMMARY

成績總表

	Record	Name	NUSF Code	Location	Date
<b>WR</b>	2:04.06	FRANKLIN MISSY	USA	LONDON (GBR)	03 AUG 2012
<b>UR</b>	2:08.91	PROUD STEPHANIE	GBR	BELGRADE (SRB)	06 JUL 2009

### Heats

Rank	Heat	Lane	Name	NUSF Code	R.T.	50m	100m	150m	Time	Time Behind
26	5	8	MACAVEI Carina-Bianca	ROU	0.94	(8) 32.57	(8) 1:07.70 35.13	(8) 1:43.42 35.72	<b>2:19.27</b> 35.85	8.86
27	4	8	HSU An	TPE	0.77	(6) 31.81	(7) 1:06.72 34.91	(8) 1:42.98 36.26	<b>2:20.22</b> 37.24	9.81
28	2	2	SEPP Kaetlin	EST	0.94	(3) 32.05	(4) 1:07.01 34.96	(5) 1:43.62 36.61	<b>2:20.79</b> 37.17	10.38
29	2	6	XU Lili	CHN	0.71	(4) 32.26	(5) 1:07.09 34.83	(6) 1:43.89 36.80	<b>2:21.28</b> 37.39	10.87
30	2	7	BARTOVICOVA Barbara	SVK	0.86	(8) 33.94	(7) 1:09.86 35.92	(7) 1:46.79 36.93	<b>2:22.78</b> 35.99	12.37
31	1	5	LAU Sze Wing Erica	HKG	0.79	(1) 32.94	(1) 1:09.82 36.88	(1) 1:49.84 40.02	<b>2:26.63</b> 36.79	16.22
32	2	8	SPUHR RAMIREZ M	CHI	0.68	(7) 33.76	(8) 1:10.51 36.75	(8) 1:49.16 38.65	<b>2:28.18</b> 39.02	17.77
33	1	4	OLIVARES Isabella	PHI	0.80	(2) 33.61	(2) 1:10.39 36.78	(2) 1:49.92 39.53	<b>2:30.11</b> 40.19	19.70
34	1	3	BANEGAS Fatima Mitchell	HON	0.74	(3) 35.61	(3) 1:13.58 37.97	(3) 1:55.55 41.97	<b>2:38.94</b> 43.39	28.53
	3	4	BAKER Hayley Victoria	AUS					<b>DNS</b>	

<b>Legend:</b>						
<b>Q</b>	Classified Final	<b>R.T.</b>	Reaction time	<b>UR</b>	Universiade Record	<b>WR</b> World record



## START LIST

出場名單

	Record	Name	NUSF Code	Location	Date
WR	2:04.06	FRANKLIN MISSY	USA	LONDON (GBR)	03 AUG 2012
UR	2:08.91	PROUD STEPHANIE	GBR	BELGRADE (SRB)	06 JUL 2009

### Semifinal 1 of 2

Event No. 6

Lane	Name	NUSF Code	Date of Birth	Qualifying Time	Time	Rank
1	LAEMMLER Nadine Marion	GER	19 MAY 1994	2:15.10		
2	NAZIEBLO Klaudia Patrycj	POL	03 DEC 1993	2:14.18		
3	GOTO Mayuko	JPN	13 JUL 1995	2:11.93		
4	WHITTAKER Sian Monique	AUS	10 AUG 1997	2:10.55		
5	ALEXANDER Bridgette Kylea	USA	25 JUN 1996	2:11.66		
6	GRAF Lisa	GER	13 NOV 1992	2:12.85		
7	VAN BERKEL Martina Eva	SUI	23 JAN 1989	2:15.01		
8	MAZUTAITYTE Ugne	LTU	14 MAR 1997	2:15.34		

### Semifinal 2 of 2

Lane	Name	NUSF Code	Date of Birth	Qualifying Time	Time	Rank
1	KONISHI Anna	JPN	10 MAY 1996			
2	PRIKHODKO Irina	RUS	29 NOV 1998			
3	PANZIERA Margherita	ITA	12 AUG 1995	2:11.69		
4	SEIDT Asia Marie	USA	06 OCT 1997	2:10.41		
5	ZEVNIK Alexia	CAN	04 MAR 1994	2:11.20		
6	GLOVER Mackenzie Eliza	CAN	18 FEB 1998	2:11.94		
7	KOPRIVOVA Vera	CZE	04 AUG 1995	2:14.64		
8	VERMEULEN Tessa	NED	29 JAN 1998	2:15.29		

### Reserves

Name	NUSF Code	Date of Birth	Qualifying Time	Time	Rank
ZEREN Halime Zulal	TUR	15 APR 1995	2:15.53		
EVANS Charlotte Melis	GBR	06 SEP 1997	2:15.72		

#### Note:

Consult competition schedule in INFO for heat start times

#### Legend:

UR Universiade Record      WR World record



## RESULTS

比賽成績

	Record	Name	NUSF Code	Location	Date
WR	2:04.06	FRANKLIN MISSY	USA	LONDON (GBR)	03 AUG 2012
UR	2:08.91	PROUD STEPHANIE	GBR	BELGRADE (SRB)	06 JUL 2009

### Semifinal 1

Event No. 6

Rank	Lane	Name	NUSF Code	R.T.	50m	100m	150m	Time	Time Behind
1	4	WHITTAKER Sian Monique	AUS	0.80	(1) 30.33	(1) 1:03.29 32.96	(1) 1:36.93 33.64	<b>2:10.10</b> 33.17	
2	5	ALEXANDER Bridgette Kylea	USA	0.85	(3) 30.87	(2) 1:03.50 32.63	(2) 1:37.31 33.81	<b>2:11.14</b> 33.83	1.04
3	6	GRAF Lisa	GER	0.92	(5) 31.52	(5) 1:04.90 33.38	(4) 1:38.92 34.02	<b>2:11.76</b> 32.84	1.66
4	3	GOTO Mayuko	JPN	0.94	(4) 31.13	(3) 1:04.35 33.22	(3) 1:38.48 34.13	<b>2:12.17</b> 33.69	2.07
5	1	LAEMMLER Nadine Marion	GER	0.68	(2) 30.73	(4) 1:04.47 33.74	(5) 1:39.14 34.67	<b>2:13.81</b> 34.67	3.71
6	7	VAN BERKEL Martina Eva	SUI	0.82	(8) 32.35	(8) 1:06.58 34.23	(8) 1:41.08 34.50	<b>2:14.05</b> 32.97	3.95
7	8	MAZUTAITYTE Ugne	LTU	0.80	(7) 31.94	(7) 1:06.05 34.11	(6) 1:40.49 34.44	<b>2:14.87</b> 34.38	4.77
8	2	NAZIEBLO Klaudia Patrycj	POL	0.78	(6) 31.60	(6) 1:05.63 34.03	(7) 1:40.93 35.30	<b>2:15.86</b> 34.93	5.76

### Semifinal 2

Rank	Lane	Name	NUSF Code	R.T.	50m	100m	150m	Time	Time Behind
1	4	SEIDT Asia Marie	USA	0.83	(5) 30.94	(3) 1:03.71 32.77	(2) 1:37.09 33.38	<b>2:10.03</b> 32.94	
2	3	PANZIERA Margherita	ITA	0.89	(2) 30.82	(4) 1:03.80 32.98	(4) 1:37.60 33.80	<b>2:10.50</b> 32.90	0.47
3	6	GLOVER Mackenzie Eliza	CAN	0.88	(5) 30.94	(2) 1:03.69 32.75	(1) 1:37.01 33.32	<b>2:10.62</b> 33.61	0.59
4	5	ZEVNIK Alexia	CAN	0.86	(1) 30.35	(1) 1:03.46 33.11	(3) 1:37.19 33.73	<b>2:10.93</b> 33.74	0.90
5	2	PRIKHODKO Irina	RUS	0.81	(4) 30.90	(6) 1:04.19 33.29	(6) 1:38.64 34.45	<b>2:12.87</b> 34.23	2.84
6	1	KONISHI Anna	JPN	0.63	(2) 30.82	(5) 1:04.06 33.24	(5) 1:38.37 34.31	<b>2:13.51</b> 35.14	3.48
7	7	KOPRIVOVA Vera	CZE	0.86	(7) 31.36	(7) 1:05.01 33.65	(7) 1:39.70 34.69	<b>2:14.18</b> 34.48	4.15
8	8	VERMEULEN Tessa	NED	0.74	(8) 32.69	(8) 1:06.97 34.28	(8) 1:42.01 35.04	<b>2:16.44</b> 34.43	6.41

Legend:

R.T. Reaction time      UR Universiade Record      WR World record



## RESULTS SUMMARY

成績總表

	Record	Name	NUSF Code	Location	Date
WR	2:04.06	FRANKLIN MISSY	USA	LONDON (GBR)	03 AUG 2012
UR	2:08.91	PROUD STEPHANIE	GBR	BELGRADE (SRB)	06 JUL 2009

### Semifinals

										Event No.	6
Rank	Heat	Lane	Name	NUSF Code	R.T.	50m	100m	150m	Time	Time Behind	
1	2	4	SEIDT Asia Marie	USA	0.83	(5) 30.94	(3) 1:03.71 32.77	(2) 1:37.09 33.38	<b>2:10.03</b> 32.94		Q
2	1	4	WHITTAKER Sian Monique	AUS	0.80	(1) 30.33	(1) 1:03.29 32.96	(1) 1:36.93 33.64	<b>2:10.10</b> 33.17	0.07	Q
3	2	3	PANZIERA Margherita	ITA	0.89	(2) 30.82	(4) 1:03.80 32.98	(4) 1:37.60 33.80	<b>2:10.50</b> 32.90	0.47	Q
4	2	6	GLOVER Mackenzie Eliza	CAN	0.88	(5) 30.94	(2) 1:03.69 32.75	(1) 1:37.01 33.32	<b>2:10.62</b> 33.61	0.59	Q
5	2	5	ZEVNIK Alexia	CAN	0.86	(1) 30.35	(1) 1:03.46 33.11	(3) 1:37.19 33.73	<b>2:10.93</b> 33.74	0.90	Q
6	1	5	ALEXANDER Bridgette Kylea	USA	0.85	(3) 30.87	(2) 1:03.50 32.63	(2) 1:37.31 33.81	<b>2:11.14</b> 33.83	1.11	Q
7	1	6	GRAF Lisa	GER	0.92	(5) 31.52	(5) 1:04.90 33.38	(4) 1:38.92 34.02	<b>2:11.76</b> 32.84	1.73	Q
8	1	3	GOTO Mayuko	JPN	0.94	(4) 31.13	(3) 1:04.35 33.22	(3) 1:38.48 34.13	<b>2:12.17</b> 33.69	2.14	Q
9	2	2	PRIKHODKO Irina	RUS	0.81	(4) 30.90	(6) 1:04.19 33.29	(6) 1:38.64 34.45	<b>2:12.87</b> 34.23	2.84	
10	2	1	KONISHI Anna	JPN	0.63	(2) 30.82	(5) 1:04.06 33.24	(5) 1:38.37 34.31	<b>2:13.51</b> 35.14	3.48	
11	1	1	LAEMMLER Nadine Marion	GER	0.68	(2) 30.73	(4) 1:04.47 33.74	(5) 1:39.14 34.67	<b>2:13.81</b> 34.67	3.78	
12	1	7	VAN BERKEL Martina Eva	SUI	0.82	(8) 32.35	(8) 1:06.58 34.23	(8) 1:41.08 34.50	<b>2:14.05</b> 32.97	4.02	
13	2	7	KOPRIVOVA Vera	CZE	0.86	(7) 31.36	(7) 1:05.01 33.65	(7) 1:39.70 34.69	<b>2:14.18</b> 34.48	4.15	
14	1	8	MAZUTAITYTE Ugne	LTU	0.80	(7) 31.94	(7) 1:06.05 34.11	(6) 1:40.49 34.44	<b>2:14.87</b> 34.38	4.84	
15	1	2	NAZIEBLO Klaudia Patrycj	POL	0.78	(6) 31.60	(6) 1:05.63 34.03	(7) 1:40.93 35.30	<b>2:15.86</b> 34.93	5.83	
16	2	8	VERMEULEN Tessa	NED	0.74	(8) 32.69	(8) 1:06.97 34.28	(8) 1:42.01 35.04	<b>2:16.44</b> 34.43	6.41	

Legend:

Q Classified Final R.T. Reaction time UR Universiade Record WR World record



# RESULT BOOK


29TH Summer Universiade Taipei 2017



## Swimming

Women's 200m

Individual Medley





## MEDALLISTS

獎牌得主

Medal	Name	NUSF
GOLD	OHASHI Yui	JPN - Japan
SILVER	EASTIN Ella Frances	USA - United States of America
BRONZE	KIM Seoyeong	KOR - Republic of Korea



## START LIST

出場名單

	Record	Name	NUSF Code	Location	Date
WR	2:06.12	HOSSZU KATINKA	HUN	KAZAN (RUS)	03 AUG 2015
UR	2:12.07	OHLGREN AVA	USA	BELGRADE (SRB)	08 JUL 2009

### Final

Event No. 16

Lane	Name	NUSF Code	Date of Birth	Qualifying Time	Time	Rank
1	ZAVADOVA Barbora	CZE	23 JAN 1993	2:14.53		
2	VERRASZTO Evelin	HUN	17 JUL 1989	2:13.14		
3	DARCEL Sarah Elizabeth	CAN	25 MAY 1999	2:12.66		
4	OHASHI Yui	JPN	18 OCT 1995	2:12.17		
5	TERAMURA Miho	JPN	27 SEP 1994	2:12.41		
6	EASTIN Ella Frances	USA	28 MAR 1997	2:12.70		
7	KIM Seoyeong	KOR	17 MAR 1994	2:14.19		
8	FORDE Brooke Elizabet	USA	04 MAR 1999	2:14.70		

### Reserves

Name	NUSF Code	Date of Birth	Qualifying Time	Time	Rank
VERSHININA Kristina	RUS	09 MAY 1993	2:14.90		
ANDISON Bailey Saywell	CAN	13 NOV 1997	2:15.28		

#### Note:

Consult competition schedule in INFO for heat start times

#### Legend:

UR Universiade Record      WR World record



## START LIST

出場名單

	Record	Name	NUSF Code	Location	Date
WR	2:06.12	HOSSZU KATINKA	HUN	KAZAN (RUS)	03 AUG 2015
UR	2:12.07	OHLGREN AVA	USA	BELGRADE (SRB)	08 JUL 2009

### Heat 1 of 6

Event No. 16

Lane	Name	NUSF Code	Date of Birth	Qualifying Time	Time	Rank
3	SALIENDRA Alliah	PHI	31 MAY 1999			
4	DOUEIHY Chrystelle	LBN	15 FEB 1998	2:36.13		
5	DOUGHANE Lynn	LBN	24 MAR 1997	2:47.30		

### Heat 2 of 6

Lane	Name	NUSF Code	Date of Birth	Qualifying Time	Time	Rank
2	HO Yan Lum Deborah	SGP	29 JUL 1998	2:33.60		
3	REYES HINRICHSEN Daniela Cristin	CHI	03 NOV 1990	2:31.74		
4	MONTEIRO Ana Catarina	POR	14 AUG 1993	2:25.03		
5	ABRIL LIZARAZO Laura Daniela	COL	22 JAN 1998	2:29.00		
6	CHAMORRO MARTINEZ Alejandra Leono	CHI	17 DEC 1992	2:32.65		
7	GIRALDO OCAMPO Maria Paula	COL	20 JUN 1997	2:33.79		

### Heat 3 of 6

Lane	Name	NUSF Code	Date of Birth	Qualifying Time	Time	Rank
1	LIN Xinlan	CHN	24 JAN 1998	2:24.18		
2	SCHOENMAKER Tatjana Renske	RSA	09 JUL 1997	2:23.05		
3	HIGGS Margaret Albury	BAH	09 APR 1999	2:22.74		
4	VISAGIE Emily Joyce	RSA	08 JAN 1998	2:21.98		
5	WONG Yee Ching	HKG	19 JAN 1995	2:22.50		
6	XU Lili	CHN	26 SEP 1991	2:23.00		
7	PERONI MALIZIA Fiamma	ARG	23 APR 1998	2:23.58		
8	IP Rainbow	HKG	04 FEB 1997	2:24.67		

### Heat 4 of 6

Lane	Name	NUSF Code	Date of Birth	Qualifying Time	Time	Rank
1	EKSTROEM Vilma Sofia	SWE	14 APR 1994	2:18.63		
2	TCHORZ Alicja Maria	POL	13 AUG 1992	2:15.33		
3	FORDE Brooke Elizabeth	USA	04 MAR 1999	2:13.92		
4	KIM Seoyeong	KOR	17 MAR 1994	2:11.11		
5	DARCEL Sarah Elizabeth	CAN	25 MAY 1999	2:12.51		
6	TONI Carlotta	ITA	25 FEB 1995	2:14.33		
7	ASCHAN Patricia Rosa J	FIN	29 APR 1994	2:17.67		
8	NEFSI Hamida Rania	ALG	17 NOV 1997	2:19.42		



## START LIST

出場名單

	Record	Name	NUSF Code	Location	Date
WR	2:06.12	HOSSZU KATINKA	HUN	KAZAN (RUS)	03 AUG 2015
UR	2:12.07	OHLGREN AVA	USA	BELGRADE (SRB)	08 JUL 2009

### Heat 5 of 6

Lane	Name	NUSF Code	Date of Birth	Qualifying Time	Time	Rank
1	VAN BERKEL Martina Eva	SUI	23 JAN 1989	2:18.52		
2	HARKIN Abbey Grace	AUS	06 MAY 1998	2:14.98		
3	ANDISON Bailey Saywell	CAN	13 NOV 1997	2:13.60		
4	EASTIN Ella Frances	USA	28 MAR 1997	2:10.89		
5	ZAVADOVA Barbora	CZE	23 JAN 1993	2:11.97		
6	LETRARI Laura	ITA	08 MAR 1989	2:14.30		
7	GYORGY Reka	HUN	25 MAY 1996	2:15.76		
8	ZUKOWSKA Paula Patrycja	POL	30 MAR 1993	2:19.21		

### Heat 6 of 6

Lane	Name	NUSF Code	Date of Birth	Qualifying Time	Time	Rank
1	GIRARDET Noemi	SUI	12 DEC 1994	2:18.30		
2	KYLLIAEINEN Tanja Amanda	FIN	30 JAN 1993	2:14.97		
3	VERRASZTO Evelin	HUN	17 JUL 1989	2:12.62		
4	OHASHI Yui	JPN	18 OCT 1995	2:09.96		
5	TERAMURA Miho	JPN	27 SEP 1994	2:11.58		
6	HORSKA Kristyna	CZE	30 SEP 1997	2:14.13		
7	VERSHININA Kristina	RUS	09 MAY 1993	2:15.58		
8	RODRIGUEZ VILLANUEV Byanca Melissa	MEX	13 SEP 1994	2:19.17		

**Note:**

Consult competition schedule in INFO for heat start times

**Legend:**

UR Universiade Record      WR World record



## RESULTS

比賽成績

	Record	Name	NUSF Code	Location	Date
WR	2:06.12	HOSSZU KATINKA	HUN	KAZAN (RUS)	03 AUG 2015
UR	2:12.07	OHLGREN AVA	USA	BELGRADE (SRB)	08 JUL 2009

### Heat 1 of 6

Event No. 16

Rank	Lane	Name	NUSF Code	R.T.	50m	100m	150m	Time	Time Behind
1	4	DOUEIHY Chrystelle	LBN	0.80	(1) 33.55	(1) 1:14.23 40.68	(1) 2:02.92 48.69	<b>2:36.63</b> 33.71	
2	5	DOUGHANE Lynn	LBN	0.76	(2) 35.80	(2) 1:19.58 43.78	(2) 2:08.74 49.16	<b>2:51.85</b> 43.11	15.22
3	3	SALIENDRA Alliah	PHI	0.81	(3) 41.70	(3) 1:28.92 47.22	(3) 2:27.69 58.77	<b>3:13.65</b> 45.96	37.02

### Heat 2 of 6

Rank	Lane	Name	NUSF Code	R.T.	50m	100m	150m	Time	Time Behind
1	4	MONTEIRO Ana Catarina	POR	0.69	(1) 30.67	(1) 1:06.49 35.82	(1) 1:50.32 43.83	<b>2:22.31</b> 31.99	
2	3	REYES HINRICHSSEN D	CHI	0.71	(2) 30.98	(3) 1:12.01 41.03	(2) 1:56.90 44.89	<b>2:31.58</b> 34.68	9.27
3	5	ABRIL LIZARAZO L	COL	0.75	(3) 31.99	(2) 1:09.99 38.00	(3) 1:58.38 48.39	<b>2:32.17</b> 33.79	9.86
4	6	CHAMORRO MARTINE A	CHI	0.73	(4) 32.17	(5) 1:13.82 41.65	(4) 1:59.50 45.68	<b>2:34.74</b> 35.24	12.43
5	7	GIRALDO OCAMPO M	COL	0.78	(5) 32.28	(4) 1:12.17 39.89	(5) 1:59.85 47.68	<b>2:35.88</b> 36.03	13.57
6	2	HO Yan Lum Deborah	SGP	0.62	(6) 33.49	(6) 1:19.31 45.82	(6) 2:02.79 43.48	<b>2:41.90</b> 39.11	19.59

### Heat 3 of 6

Rank	Lane	Name	NUSF Code	R.T.	50m	100m	150m	Time	Time Behind
1	1	LIN Xinlan	CHN	0.75	(1) 29.39	(2) 1:05.57 36.18	(1) 1:46.26 40.69	<b>2:20.14</b> 33.88	
2	3	HIGGS Margaret Albury	BAH	0.75	(6) 30.49	(5) 1:07.39 36.90	(2) 1:47.62 40.23	<b>2:21.97</b> 34.35	1.83
3	4	VISAGIE Emily Joyce	RSA	0.79	(7) 30.64	(6) 1:09.11 38.47	(3) 1:48.92 39.81	<b>2:22.84</b> 33.92	2.70
4	5	WONG Yee Ching	HKG	0.71	(3) 29.91	(3) 1:06.36 36.45	(6) 1:50.20 43.84	<b>2:23.63</b> 33.43	3.49
5	6	XU Lili	CHN	0.74	(2) 29.85	(1) 1:05.24 35.39	(5) 1:50.14 44.90	<b>2:24.18</b> 34.04	4.04
6	7	PERONI MALIZIA Fiamma	ARG	0.81	(4) 29.93	(4) 1:07.22 37.29	(7) 1:50.49 43.27	<b>2:24.41</b> 33.92	4.27
7	2	SCHOENMAKER T	RSA	0.71	(8) 30.86	(8) 1:10.55 39.69	(4) 1:50.08 39.53	<b>2:24.93</b> 34.85	4.79
8	8	IP Rainbow	HKG	0.76	(5) 30.16	(7) 1:10.39 40.23	(8) 1:51.48 41.09	<b>2:26.23</b> 34.75	6.09



## RESULTS

比賽成績

	Record	Name	NUSF Code	Location	Date
WR	2:06.12	HOSSZU KATINKA	HUN	KAZAN (RUS)	03 AUG 2015
UR	2:12.07	OHLGREN AVA	USA	BELGRADE (SRB)	08 JUL 2009

### Heat 4 of 6

Rank	Lane	Name	NUSF Code	R.T.	50m	100m	150m	Time	Time Behind
1	5	DARCEL Sarah Elizabeth	CAN	0.66	(1) 28.60	(1) 1:01.81 33.21	(1) 1:40.75 38.94	<b>2:13.20</b> 32.45	
2	3	FORDE Brooke Elizabet	USA	0.73	(2) 28.99	(3) 1:03.25 34.26	(2) 1:42.81 39.56	<b>2:14.88</b> 32.07	1.68
3	4	KIM Seoyeong	KOR	0.72	(4) 29.58	(2) 1:03.08 33.50	(3) 1:43.33 40.25	<b>2:15.77</b> 32.44	2.57
4	6	TONI Carlotta	ITA	0.72	(3) 29.49	(4) 1:04.58 35.09	(4) 1:45.11 40.53	<b>2:17.90</b> 32.79	4.70
5	7	ASCHAN Patricia Rosa J	FIN	0.75	(6) 30.28	(5) 1:05.62 35.34	(5) 1:45.41 39.79	<b>2:18.91</b> 33.50	5.71
6	1	EKSTROEM Vilma Sofia	SWE	0.71	(5) 29.83	(6) 1:07.28 37.45	(6) 1:46.32 39.04	<b>2:20.09</b> 33.77	6.89
	2	TCHORZ Alicja Maria	POL					<b>DNS</b>	
	8	NEFSI Hamida Rania	ALG					<b>DNS</b>	

### Heat 5 of 6

Rank	Lane	Name	NUSF Code	R.T.	50m	100m	150m	Time	Time Behind
1	4	EASTIN Ella Frances	USA	0.73	(3) 29.31	(1) 1:02.73 33.42	(1) 1:42.64 39.91	<b>2:14.11</b> 31.47	
2	3	ANDISON Bailey Saywell	CAN	0.67	(5) 29.48	(3) 1:03.85 34.37	(2) 1:43.04 39.19	<b>2:15.60</b> 32.56	1.49
3	5	ZAVADOVA Barbora	CZE	0.72	(1) 29.11	(2) 1:03.83 34.72	(3) 1:43.64 39.81	<b>2:16.28</b> 32.64	2.17
4	2	HARKIN Abbey Grace	AUS	0.70	(6) 29.49	(7) 1:04.44 34.95	(4) 1:44.24 39.80	<b>2:17.36</b> 33.12	3.25
5	6	LETRARI Laura	ITA	0.66	(2) 29.18	(5) 1:04.22 35.04	(7) 1:46.07 41.85	<b>2:17.68</b> 31.61	3.57
6	8	ZUKOWSKA Paula Patrycja	POL	0.78	(8) 29.79	(8) 1:04.57 34.78	(5) 1:45.34 40.77	<b>2:17.93</b> 32.59	3.82
7	7	GYORGY Reka	HUN	0.68	(7) 29.61	(4) 1:04.06 34.45	(6) 1:46.03 41.97	<b>2:17.99</b> 31.96	3.88
8	1	VAN BERKEL Martina Eva	SUI	0.64	(4) 29.32	(6) 1:04.27 34.95	(8) 1:47.06 42.79	<b>2:19.22</b> 32.16	5.11



## RESULTS

比賽成績

	Record	Name	NUSF Code	Location	Date
WR	2:06.12	HOSSZU KATINKA	HUN	KAZAN (RUS)	03 AUG 2015
UR	2:12.07	OHLGREN AVA	USA	BELGRADE (SRB)	08 JUL 2009

### Heat 6 of 6

Rank	Lane	Name	NUSF Code	R.T.	50m	100m	150m	Time	Time Behind
1	4	OHASHI Yui	JPN	0.70	(2) 28.54	(1) 1:01.91 33.37	(2) 1:42.01 40.10	<b>2:14.45</b> 32.44	
2	5	TERAMURA Miho	JPN	0.67	(1) 28.38	(2) 1:02.49 34.11	(1) 1:41.48 38.99	<b>2:15.13</b> 33.65	0.68
3	7	VERSHININA Kristina	RUS	0.76	(5) 29.55	(4) 1:03.05 33.50	(3) 1:42.36 39.31	<b>2:15.16</b> 32.80	0.71
4	3	VERRASZTO Evelin	HUN	0.75	(3) 28.96	(3) 1:02.63 33.67	(4) 1:43.73 41.10	<b>2:15.29</b> 31.56	0.84
5	6	HORSKA Kristyna	CZE	0.76	(7) 29.79	(5) 1:04.79 35.00	(5) 1:44.71 39.92	<b>2:17.53</b> 32.82	3.08
6	8	RODRIGUEZ VILLAN B	MEX	0.70	(8) 30.11	(8) 1:06.81 36.70	(6) 1:45.64 38.83	<b>2:19.92</b> 34.28	5.47
7	1	GIRARDET Noemi	SUI	0.75	(4) 29.19	(6) 1:05.50 36.31	(8) 1:48.95 43.45	<b>2:20.39</b> 31.44	5.94
8	2	KYLLIAEINEN Tanja Amanda	FIN	0.64	(6) 29.63	(7) 1:06.39 36.76	(7) 1:47.68 41.29	<b>2:20.76</b> 33.08	6.31

<b>Legend:</b>	DNS	Did not start	R.T.	Reaction time	UR	Universiade Record	WR	World record
----------------	-----	---------------	------	---------------	----	--------------------	----	--------------



## RESULTS SUMMARY

成績總表

	Record	Name	NUSF Code	Location	Date
WR	2:06.12	HOSSZU KATINKA	HUN	KAZAN (RUS)	03 AUG 2015
UR	2:12.07	OHLGREN AVA	USA	BELGRADE (SRB)	08 JUL 2009

Heats										Event No. 16
Rank	Heat	Lane	Name	NUSF Code	R.T.	50m	100m	150m	Time	Time Behind
1	4	5	DARCEL Sarah Elizabeth	CAN	0.66	(1) 28.60	(1) 1:01.81 33.21	(1) 1:40.75 38.94	<b>2:13.20</b> 32.45	Q
2	5	4	EASTIN Ella Frances	USA	0.73	(3) 29.31	(1) 1:02.73 33.42	(1) 1:42.64 39.91	<b>2:14.11</b> 31.47	0.91 Q
3	6	4	OHASHI Yui	JPN	0.70	(2) 28.54	(1) 1:01.91 33.37	(2) 1:42.01 40.10	<b>2:14.45</b> 32.44	1.25 Q
4	4	3	FORDE Brooke Elizabet	USA	0.73	(2) 28.99	(3) 1:03.25 34.26	(2) 1:42.81 39.56	<b>2:14.88</b> 32.07	1.68 Q
5	6	5	TERAMURA Miho	JPN	0.67	(1) 28.38	(2) 1:02.49 34.11	(1) 1:41.48 38.99	<b>2:15.13</b> 33.65	1.93 Q
6	6	7	VERSHININA Kristina	RUS	0.76	(5) 29.55	(4) 1:03.05 33.50	(3) 1:42.36 39.31	<b>2:15.16</b> 32.80	1.96 Q
7	6	3	VERRASZTO Evelin	HUN	0.75	(3) 28.96	(3) 1:02.63 33.67	(4) 1:43.73 41.10	<b>2:15.29</b> 31.56	2.09 Q
8	5	3	ANDISON Bailey Saywell	CAN	0.67	(5) 29.48	(3) 1:03.85 34.37	(2) 1:43.04 39.19	<b>2:15.60</b> 32.56	2.40 Q
9	4	4	KIM Seoyeong	KOR	0.72	(4) 29.58	(2) 1:03.08 33.50	(3) 1:43.33 40.25	<b>2:15.77</b> 32.44	2.57 Q
10	5	5	ZAVADOVA Barbora	CZE	0.72	(1) 29.11	(2) 1:03.83 34.72	(3) 1:43.64 39.81	<b>2:16.28</b> 32.64	3.08 Q
11	5	2	HARKIN Abbey Grace	AUS	0.70	(6) 29.49	(7) 1:04.44 34.95	(4) 1:44.24 39.80	<b>2:17.36</b> 33.12	4.16 Q
12	6	6	HORSKA Kristyna	CZE	0.76	(7) 29.79	(5) 1:04.79 35.00	(5) 1:44.71 39.92	<b>2:17.53</b> 32.82	4.33 Q
13	5	6	LETRARI Laura	ITA	0.66	(2) 29.18	(5) 1:04.22 35.04	(7) 1:46.07 41.85	<b>2:17.68</b> 31.61	4.48 Q
14	4	6	TONI Carlotta	ITA	0.72	(3) 29.49	(4) 1:04.58 35.09	(4) 1:45.11 40.53	<b>2:17.90</b> 32.79	4.70 Q
15	5	8	ZUKOWSKA Paula Patrycja	POL	0.78	(8) 29.79	(8) 1:04.57 34.78	(5) 1:45.34 40.77	<b>2:17.93</b> 32.59	4.73 Q
16	5	7	GYORGY Reka	HUN	0.68	(7) 29.61	(4) 1:04.06 34.45	(6) 1:46.03 41.97	<b>2:17.99</b> 31.96	4.79 Q
17	4	7	ASCHAN Patricia Rosa J	FIN	0.75	(6) 30.28	(5) 1:05.62 35.34	(5) 1:45.41 39.79	<b>2:18.91</b> 33.50	5.71
18	5	1	VAN BERKEL Martina Eva	SUI	0.64	(4) 29.32	(6) 1:04.27 34.95	(8) 1:47.06 42.79	<b>2:19.22</b> 32.16	6.02
19	6	8	RODRIGUEZ VILLAN B	MEX	0.70	(8) 30.11	(8) 1:06.81 36.70	(6) 1:45.64 38.83	<b>2:19.92</b> 34.28	6.72
20	4	1	EKSTROEM Vilma Sofia	SWE	0.71	(5) 29.83	(6) 1:07.28 37.45	(6) 1:46.32 39.04	<b>2:20.09</b> 33.77	6.89
21	3	1	LIN Xinlan	CHN	0.75	(1) 29.39	(2) 1:05.57 36.18	(1) 1:46.26 40.69	<b>2:20.14</b> 33.88	6.94
22	6	1	GIRARDET Noemi	SUI	0.75	(4) 29.19	(6) 1:05.50 36.31	(8) 1:48.95 43.45	<b>2:20.39</b> 31.44	7.19
23	6	2	KYLLIAEINEN Tanja Amanda	FIN	0.64	(6) 29.63	(7) 1:06.39 36.76	(7) 1:47.68 41.29	<b>2:20.76</b> 33.08	7.56
24	3	3	HIGGS Margaret Albury	BAH	0.75	(6) 30.49	(5) 1:07.39 36.90	(2) 1:47.62 40.23	<b>2:21.97</b> 34.35	8.77
25	2	4	MONTEIRO Ana Catarina	POR	0.69	(1) 30.67	(1) 1:06.49 35.82	(1) 1:50.32 43.83	<b>2:22.31</b> 31.99	9.11



## RESULTS SUMMARY

成績總表

	Record	Name	NUSF Code	Location	Date
WR	2:06.12	HOSSZU KATINKA	HUN	KAZAN (RUS)	03 AUG 2015
UR	2:12.07	OHLGREN AVA	USA	BELGRADE (SRB)	08 JUL 2009

### Heats

Rank	Heat	Lane	Name	NUSF Code	R.T.	50m	100m	150m	Time	Time Behind
26	3	4	VISAGIE Emily Joyce	RSA	0.79	(7) 30.64	(6) 1:09.11 38.47	(3) 1:48.92 39.81	<b>2:22.84</b> 33.92	9.64
27	3	5	WONG Yee Ching	HKG	0.71	(3) 29.91	(3) 1:06.36 36.45	(6) 1:50.20 43.84	<b>2:23.63</b> 33.43	10.43
28	3	6	XU Lili	CHN	0.74	(2) 29.85	(1) 1:05.24 35.39	(5) 1:50.14 44.90	<b>2:24.18</b> 34.04	10.98
29	3	7	PERONI MALIZIA Fiamma	ARG	0.81	(4) 29.93	(4) 1:07.22 37.29	(7) 1:50.49 43.27	<b>2:24.41</b> 33.92	11.21
30	3	2	SCHOENMAKER T	RSA	0.71	(8) 30.86	(8) 1:10.55 39.69	(4) 1:50.08 39.53	<b>2:24.93</b> 34.85	11.73
31	3	8	IP Rainbow	HKG	0.76	(5) 30.16	(7) 1:10.39 40.23	(8) 1:51.48 41.09	<b>2:26.23</b> 34.75	13.03
32	2	3	REYES HINRICHSEN D	CHI	0.71	(2) 30.98	(3) 1:12.01 41.03	(2) 1:56.90 44.89	<b>2:31.58</b> 34.68	18.38
33	2	5	ABRIL LIZARAZO L	COL	0.75	(3) 31.99	(2) 1:09.99 38.00	(3) 1:58.38 48.39	<b>2:32.17</b> 33.79	18.97
34	2	6	CHAMORRO MARTINE A	CHI	0.73	(4) 32.17	(5) 1:13.82 41.65	(4) 1:59.50 45.68	<b>2:34.74</b> 35.24	21.54
35	2	7	GIRALDO OCAMPO M	COL	0.78	(5) 32.28	(4) 1:12.17 39.89	(5) 1:59.85 47.68	<b>2:35.88</b> 36.03	22.68
36	1	4	DOUEIHY Chrystelle	LBN	0.80	(1) 33.55	(1) 1:14.23 40.68	(1) 2:02.92 48.69	<b>2:36.63</b> 33.71	23.43
37	2	2	HO Yan Lum Deborah	SGP	0.62	(6) 33.49	(6) 1:19.31 45.82	(6) 2:02.79 43.48	<b>2:41.90</b> 39.11	28.70
38	1	5	DOUGHANE Lynn	LBN	0.76	(2) 35.80	(2) 1:19.58 43.78	(2) 2:08.74 49.16	<b>2:51.85</b> 43.11	38.65
39	1	3	SALIENDRA Alliah	PHI	0.81	(3) 41.70	(3) 1:28.92 47.22	(3) 2:27.69 58.77	<b>3:13.65</b> 45.96	1:00.45
		4	TCHORZ Alicja Maria	POL					<b>DNS</b>	
		4	NEFSI Hamida Rania	ALG					<b>DNS</b>	

Legend:	Classified Final	R.T.	Reaction time	UR	Universiade Record	WR	World record
---------	------------------	------	---------------	----	--------------------	----	--------------



## START LIST

出場名單

	Record	Name	NUSF Code	Location	Date
WR	2:06.12	HOSSZU KATINKA	HUN	KAZAN (RUS)	03 AUG 2015
UR	2:12.07	OHLGREN AVA	USA	BELGRADE (SRB)	08 JUL 2009

### Semifinal 1 of 2

Event No. 16

Lane	Name	NUSF Code	Date of Birth	Qualifying Time	Time	Rank
1	TONI Carlotta	ITA	25 FEB 1995	2:17.90		
2	ZAVADOVA Barbora	CZE	23 JAN 1993	2:16.28		
3	VERSHININA Kristina	RUS	09 MAY 1993	2:15.16		
4	EASTIN Ella Frances	USA	28 MAR 1997	2:14.11		
5	FORDE Brooke Elizabeth	USA	04 MAR 1999	2:14.88		
6	ANDISON Bailey Saywell	CAN	13 NOV 1997	2:15.60		
7	HORSKA Kristyna	CZE	30 SEP 1997	2:17.53		
8	GYORGY Reka	HUN	25 MAY 1996	2:17.99		

### Semifinal 2 of 2

Lane	Name	NUSF Code	Date of Birth	Qualifying Time	Time	Rank
1	LETRARI Laura	ITA	08 MAR 1989	2:17.68		
2	KIM Seoyeong	KOR	17 MAR 1994	2:15.77		
3	TERAMURA Miho	JPN	27 SEP 1994	2:15.13		
4	DARCEL Sarah Elizabeth	CAN	25 MAY 1999	2:13.20		
5	OHASHI Yui	JPN	18 OCT 1995	2:14.45		
6	VERRASZTO Evelin	HUN	17 JUL 1989	2:15.29		
7	HARKIN Abbey Grace	AUS	06 MAY 1998	2:17.36		
8	ZUKOWSKA Paula Patrycja	POL	30 MAR 1993	2:17.93		

### Reserves

Name	NUSF Code	Date of Birth	Qualifying Time	Time	Rank
ASCHAN Patricia Rosa J	FIN	29 APR 1994	2:18.91		
VAN BERKEL Martina Eva	SUI	23 JAN 1989	2:19.22		

**Note:**  
Consult competition schedule in INFO for heat start times

**Legend:**  
UR Universiade Record    WR World record



## RESULTS

比賽成績

	Record	Name	NUSF Code	Location	Date
WR	2:06.12	HOSSZU KATINKA	HUN	KAZAN (RUS)	03 AUG 2015
UR	2:12.07	OHLGREN AVA	USA	BELGRADE (SRB)	08 JUL 2009

### Semifinal 1

Event No. 16

Rank	Lane	Name	NUSF Code	R.T.	50m	100m	150m	Time	Time Behind
1	4	EASTIN Ella Frances	USA	0.70	(1) 28.69	(1) 1:02.42 33.73	(1) 1:41.13 38.71	<b>2:12.70</b> 31.57	
2	2	ZAVADOVA Barbora	CZE	0.73	(3) 29.16	(3) 1:03.44 34.28	(3) 1:42.52 39.08	<b>2:14.53</b> 32.01	1.83
3	5	FORDE Brooke Elizabet	USA	0.72	(2) 29.14	(4) 1:03.80 34.66	(4) 1:43.28 39.48	<b>2:14.70</b> 31.42	2.00
4	3	VERSHININA Kristina	RUS	0.77	(4) 29.33	(2) 1:02.84 33.51	(2) 1:42.37 39.53	<b>2:14.90</b> 32.53	2.20
5	6	ANDISON Bailey Saywell	CAN	0.63	(7) 29.68	(6) 1:03.94 34.26	(5) 1:43.34 39.40	<b>2:15.28</b> 31.94	2.58
6	7	HORSKA Kristyna	CZE	0.79	(6) 29.65	(7) 1:04.51 34.86	(6) 1:43.52 39.01	<b>2:15.41</b> 31.89	2.71
7	8	GYORGY Reka	HUN	0.68	(5) 29.54	(5) 1:03.84 34.30	(7) 1:44.94 41.10	<b>2:17.25</b> 32.31	4.55
8	1	TONI Carlotta	ITA	0.74	(8) 29.91	(8) 1:06.07 36.16	(8) 1:46.42 40.35	<b>2:19.09</b> 32.67	6.39

### Semifinal 2

Rank	Lane	Name	NUSF Code	R.T.	50m	100m	150m	Time	Time Behind
1	5	OHASHI Yui	JPN	0.68	(3) 28.49	(2) 1:01.65 33.16	(2) 1:40.48 38.83	<b>2:12.17</b> 31.69	
2	3	TERAMURA Miho	JPN	0.66	(1) 28.30	(5) 1:02.70 34.40	(1) 1:39.93 37.23	<b>2:12.41</b> 32.48	0.24
3	4	DARCEL Sarah Elizabeth	CAN	0.61	(2) 28.45	(1) 1:01.62 33.17	(3) 1:40.65 39.03	<b>2:12.66</b> 32.01	0.49
4	6	VERRASZTO Evelin	HUN	0.73	(5) 28.60	(3) 1:02.23 33.63	(5) 1:42.47 40.24	<b>2:13.14</b> 30.67	0.97
5	2	KIM Seoyeong	KOR	0.70	(6) 28.90	(4) 1:02.49 33.59	(4) 1:42.37 39.88	<b>2:14.19</b> 31.82	2.02
6	7	HARKIN Abbey Grace	AUS	0.69	(7) 29.49	(8) 1:04.11 34.62	(6) 1:44.28 40.17	<b>2:16.98</b> 32.70	4.81
7	8	ZUKOWSKA Paula Patrycja	POL	0.76	(8) 29.61	(7) 1:04.10 34.49	(7) 1:44.91 40.81	<b>2:17.24</b> 32.33	5.07
8	1	LETRARI Laura	ITA	0.64	(3) 28.49	(6) 1:03.26 34.77	(8) 1:45.54 42.28	<b>2:18.17</b> 32.63	6.00

Legend:

R.T. Reaction time      UR Universiade Record      WR World record



## RESULTS SUMMARY

成績總表

	Record	Name	NUSF Code	Location	Date
WR	2:06.12	HOSSZU KATINKA	HUN	KAZAN (RUS)	03 AUG 2015
UR	2:12.07	OHLGREN AVA	USA	BELGRADE (SRB)	08 JUL 2009

### Semifinals

Event No. 16

Rank	Heat	Lane	Name	NUSF Code	R.T.	50m	100m	150m	Time	Time Behind
1	2	5	OHASHI Yui	JPN	0.68	(3) 28.49	(2) 1:01.65 33.16	(2) 1:40.48 38.83	<b>2:12.17</b> 31.69	Q
2	2	3	TERAMURA Miho	JPN	0.66	(1) 28.30	(5) 1:02.70 34.40	(1) 1:39.93 37.23	<b>2:12.41</b> 32.48	0.24 Q
3	2	4	DARCEL Sarah Elizabeth	CAN	0.61	(2) 28.45	(1) 1:01.62 33.17	(3) 1:40.65 39.03	<b>2:12.66</b> 32.01	0.49 Q
4	1	4	EASTIN Ella Frances	USA	0.70	(1) 28.69	(1) 1:02.42 33.73	(1) 1:41.13 38.71	<b>2:12.70</b> 31.57	0.53 Q
5	2	6	VERRASZTO Evelin	HUN	0.73	(5) 28.60	(3) 1:02.23 33.63	(5) 1:42.47 40.24	<b>2:13.14</b> 30.67	0.97 Q
6	2	2	KIM Seoyeong	KOR	0.70	(6) 28.90	(4) 1:02.49 33.59	(4) 1:42.37 39.88	<b>2:14.19</b> 31.82	2.02 Q
7	1	2	ZAVADOVA Barbora	CZE	0.73	(3) 29.16	(3) 1:03.44 34.28	(3) 1:42.52 39.08	<b>2:14.53</b> 32.01	2.36 Q
8	1	5	FORDE Brooke Elizabet	USA	0.72	(2) 29.14	(4) 1:03.80 34.66	(4) 1:43.28 39.48	<b>2:14.70</b> 31.42	2.53 Q
9	1	3	VERSHININA Kristina	RUS	0.77	(4) 29.33	(2) 1:02.84 33.51	(2) 1:42.37 39.53	<b>2:14.90</b> 32.53	2.73
10	1	6	ANDISON Bailey Saywell	CAN	0.63	(7) 29.68	(6) 1:03.94 34.26	(5) 1:43.34 39.40	<b>2:15.28</b> 31.94	3.11
11	1	7	HORSKA Kristyna	CZE	0.79	(6) 29.65	(7) 1:04.51 34.86	(6) 1:43.52 39.01	<b>2:15.41</b> 31.89	3.24
12	2	7	HARKIN Abbey Grace	AUS	0.69	(7) 29.49	(8) 1:04.11 34.62	(6) 1:44.28 40.17	<b>2:16.98</b> 32.70	4.81
13	2	8	ZUKOWSKA Paula Patrycja	POL	0.76	(8) 29.61	(7) 1:04.10 34.49	(7) 1:44.91 40.81	<b>2:17.24</b> 32.33	5.07
14	1	8	GYORGY Reka	HUN	0.68	(5) 29.54	(5) 1:03.84 34.30	(7) 1:44.94 41.10	<b>2:17.25</b> 32.31	5.08
15	2	1	LETRARI Laura	ITA	0.64	(3) 28.49	(6) 1:03.26 34.77	(8) 1:45.54 42.28	<b>2:18.17</b> 32.63	6.00
16	1	1	TONI Carlotta	ITA	0.74	(8) 29.91	(8) 1:06.07 36.16	(8) 1:46.42 40.35	<b>2:19.09</b> 32.67	6.92

Legend:	Classified Final	R.T.	Reaction time	UR	Universiade Record	WR	World record
---------	------------------	------	---------------	----	--------------------	----	--------------



# RESULT BOOK


29TH Summer Universiade Taipei 2017



## Swimming

Women's 400m

Freestyle





## MEDALLISTS

獎牌得主

Medal	Name	NUSF
GOLD	KOEHLER Sarah	GER - Germany
SILVER	EVANS Joanna Lynn	BAH - Bahamas
BRONZE	SCHMIDT Sierra Kai	USA - United States of America



## START LIST

出場名單

	Record	Name	NUSF Code	Location	Date
WR	3:56.46	LEDECKY KATIE	USA	RIO DE JANEIRO (BRA)	07 AUG 2016
UR	4:04.66	SMITH LEAH	USA	GWANGJU (KOR)	07 JUL 2015

### Final

Event No. 37

Lane	Name	NUSF Code	Date of Birth	Qualifying Time	Time	Rank
1	GOSS Kennedy Alison	CAN	19 AUG 1996	4:13.08		
2	MELVERTON Kiah Shenea	AUS	05 NOV 1996	4:12.33		
3	QUADARELLA Simona	ITA	18 DEC 1998	4:11.48		
4	KOEHLER Sarah	GER	20 JUN 1994	4:11.28		
5	SCHMIDT Sierra Kai	USA	06 MAY 1998	4:11.30		
6	MEITZ Kaersten France	USA	04 DEC 1995	4:11.78		
7	EVANS Joanna Lynn	BAH	25 JUL 1997	4:12.52		
8	HASSLER Julia	LIE	27 FEB 1993	4:13.13		

### Reserves

Name	NUSF Code	Date of Birth	Qualifying Time	Time	Rank
LUDLOW Danica Christin	CAN	30 AUG 1996	4:13.32		
IGARASHI Chihiro	JPN	24 MAY 1995	4:13.32		

#### Note:

Consult competition schedule in INFO for heat start times

#### Legend:

UR Universiade Record      WR World record



## START LIST

出場名單

	Record	Name	NUSF Code	Location	Date
WR	3:56.46	LEDECKY KATIE	USA	RIO DE JANEIRO (BRA)	07 AUG 2016
UR	4:04.66	SMITH LEAH	USA	GWANGJU (KOR)	07 JUL 2015

### Heat 1 of 5

Event No. 37

Lane	Name	NUSF Code	Date of Birth	Qualifying Time	Time	Rank
1	PALETE Joyce Ann	PHI	22 OCT 1997	5:29.00		
2	MOUALFI Sara	ALG	19 MAY 1997	4:39.57		
3	LABANAUSKAITE Vikte	LTU	18 MAY 1997	4:34.09		
4	DOUEIHY Chrystelle	LBN	15 FEB 1998	4:32.78		
5	NORDENGEN-CORRIS Sasha-Lee Da Ro	RSA	20 MAY 1997	4:34.00		
6	CARRIZO KUCHEN Olivia	ARG	04 SEP 1997	4:34.21		
7	MATABUENA Carmenrose	PHI	13 APR 1999	4:55.00		

### Heat 2 of 5

Lane	Name	NUSF Code	Date of Birth	Qualifying Time	Time	Rank
1	ZHU Jingwen	CHN	10 MAY 1997	4:31.66		
2	LEE Yen Ni	TPE	18 MAR 1996	4:25.22		
3	XU Rui	CHN	04 APR 1996	4:23.00		
4	KRUTOHOLOVA Yuliia	UKR	14 AUG 1999	4:20.14		
5	TIENSTRA Marieke	NED	03 MAY 1999	4:21.46		
6	CHANG Fang Yu	TPE	05 SEP 1995	4:24.30		
7	ABRIL LIZARAZO Laura Daniela	COL	22 JAN 1998	4:29.00		
8	CAMAYO AGREDO Karol Daniela	COL	17 JAN 1991	4:32.60		

### Heat 3 of 5

Lane	Name	NUSF Code	Date of Birth	Qualifying Time	Time	Rank
1	ELHENICKA Martina	CZE	10 OCT 1993	4:18.02		
2	ZAVADOVA Tereza	CZE	04 JUN 1997	4:16.80		
3	DOYLE Carina Rose	NZL	06 NOV 1993	4:13.61		
4	MOREL Alizee, Marie-E	FRA	14 MAY 1995	4:13.04		
5	CHOI Jung Min	KOR	12 JAN 1998	4:13.37		
6	MANGABEIRA HEITMANN Maria Paula	BRA	31 JAN 1999	4:14.52		
7	KARPISZ Milena Klaudia	POL	05 MAR 1997	4:16.90		
8	MARRIS Georgia Holly	NZL	15 NOV 1996	4:18.80		

### Heat 4 of 5

Lane	Name	NUSF Code	Date of Birth	Qualifying Time	Time	Rank
1	HASSLER Julia	LIE	27 FEB 1993	4:12.31		
2	LUDLOW Danica Christin	CAN	30 AUG 1996	4:11.39		
3	IGARASHI Chihiro	JPN	24 MAY 1995	4:08.28		
4	EVANS Joanna Lynn	BAH	25 JUL 1997	4:07.60		
5	MELVERTON Kiah Shenea	AUS	05 NOV 1996	4:08.07		
6	EGOROVA Anna	RUS	31 MAY 1998	4:10.47		
7	CAPONI Linda	ITA	22 DEC 1998	4:11.88		
8	OPENYSHEVA Arina	RUS	24 MAR 1999	4:12.52		



## START LIST

出場名單

	Record	Name	NUSF Code	Location	Date
<b>WR</b>	3:56.46	LEDECKY KATIE	USA	RIO DE JANEIRO (BRA)	07 AUG 2016
<b>UR</b>	4:04.66	SMITH LEAH	USA	GWANGJU (KOR)	07 JUL 2015

### Heat 5 of 5

Lane	Name	NUSF Code	Date of Birth	Qualifying Time	Time	Rank
1	HATTERSLEY Camilla Mary	GBR	24 FEB 1995	4:11.94		
2	GOSS Kennedy Alison	CAN	19 AUG 1996	4:10.80		
3	QUADARELLA Simona	ITA	18 DEC 1998	4:08.16		
4	KOEHLER Sarah	GER	20 JUN 1994	4:06.50		
5	SCHMIDT Sierra Kai	USA	06 MAY 1998	4:07.92		
6	MEITZ Kaersten France	USA	04 DEC 1995	4:08.38		
7	TSUYUUCHI Wakaba	JPN	14 MAY 1995	4:11.77		
8	ABERT Marion	FRA	19 MAY 1993	4:12.45		

**Note:**  
Consult competition schedule in INFO for heat start times

**Legend:**  
**UR** Universiade Record      **WR** World record



RESULTS

比賽成績

	Record	Name	NUSF Code	Location	Date
WR	3:56.46	LEDECKY KATIE	USA	RIO DE JANEIRO (BRA)	07 AUG 2016
UR	4:04.66	SMITH LEAH	USA	GWANGJU (KOR)	07 JUL 2015

Heat 1 of 5

Event No. 37

Rank	Lane	Name	NUSF Code	R.T.	Time	Time Behind
1	3	LABANAUSKAITE Vikte	LTU	0.74	4:32.02	
50m (1) 30.27	100m (2) 1:03.35 33.08	150m (2) 1:37.33 33.98	200m (2) 2:11.93 34.60	250m (1) 2:46.86 34.93	300m (1) 3:22.24 35.38	350m (1) 3:57.52 35.28
2	6	CARRIZO KUCHEN Olivia	ARG	0.75	4:33.79	1.77
50m (2) 30.85	100m (1) 1:03.28 32.43	150m (1) 1:36.94 33.66	200m (1) 2:11.24 34.30	250m (2) 2:46.91 35.67	300m (2) 3:22.64 35.73	350m (2) 3:58.50 35.86
3	4	DOUEIHY Chrystelle	LBN	0.76	4:40.18	8.16
50m (5) 31.91	100m (5) 1:05.90 33.99	150m (4) 1:40.92 35.02	200m (4) 2:16.88 35.96	250m (4) 2:53.06 36.18	300m (5) 3:29.84 36.78	350m (4) 4:06.08 36.24
4	2	MOUALFI Sara	ALG	0.68	4:40.35	8.33
50m (3) 31.26	100m (4) 1:05.70 34.44	150m (3) 1:40.54 34.84	200m (3) 2:16.56 36.02	250m (3) 2:52.31 35.75	300m (3) 3:28.76 36.45	350m (3) 4:04.84 36.08
5	5	NORDENGEN-CORRIS S	RSA	0.80	4:42.00	9.98
50m (4) 31.35	100m (3) 1:05.34 33.99	150m (5) 1:41.00 35.66	200m (5) 2:16.99 35.99	250m (5) 2:53.33 36.34	300m (4) 3:29.71 36.38	350m (5) 4:06.57 36.86
6	1	PALETE Joyce Ann	PHI	0.98	5:46.42	1:14.40
50m (6) 36.27	100m (6) 1:16.84 40.57	150m (6) 1:59.41 42.57	200m (6) 2:44.04 44.63	250m (6) 3:28.93 44.89	300m (6) 4:14.55 45.62	350m (6) 5:01.32 46.77
	7	MATABUENA Carmenrose	PHI		DNS	

Heat 2 of 5

Rank	Lane	Name	NUSF Code	R.T.	Time	Time Behind
1	4	KRUTOHOLOVA Yuliia	UKR	0.79	4:16.48	
50m (1) 29.53	100m (1) 1:01.53 32.00	150m (1) 1:33.83 32.30	200m (1) 2:06.18 32.35	250m (1) 2:38.42 32.24	300m (1) 3:11.46 33.04	350m (1) 3:44.36 32.90
2	5	TIENSTRA Marieke	NED	0.79	4:22.41	5.93
50m (2) 30.33	100m (2) 1:03.57 33.24	150m (2) 1:37.21 33.64	200m (2) 2:10.85 33.64	250m (2) 2:44.12 33.27	300m (2) 3:17.29 33.17	350m (2) 3:50.29 33.00
3	6	CHANG Fang Yu	TPE	0.78	4:23.38	6.90
50m (4) 30.55	100m (3) 1:04.00 33.45	150m (5) 1:38.07 34.07	200m (4) 2:11.99 33.92	250m (5) 2:45.82 33.83	300m (3) 3:19.39 33.57	350m (3) 3:52.52 33.13
4	1	ZHU Jingwen	CHN	0.88	4:26.44	9.96
50m (5) 30.67	100m (5) 1:04.39 33.72	150m (3) 1:37.69 33.30	200m (3) 2:11.71 34.02	250m (4) 2:45.81 34.10	300m (4) 3:20.01 34.20	350m (5) 3:54.55 34.54
5	2	LEE Yen Ni	TPE	0.69	4:27.13	10.65
50m (3) 30.40	100m (4) 1:04.08 33.68	150m (4) 1:37.76 33.68	200m (4) 2:11.99 34.23	250m (3) 2:45.77 33.78	300m (5) 3:20.02 34.25	350m (4) 3:53.71 33.69
6	3	XU Rui	CHN	0.77	4:41.35	24.87
50m (6) 31.23	100m (6) 1:05.47 34.24	150m (6) 1:40.60 35.13	200m (6) 2:16.83 36.23	250m (6) 2:53.21 36.38	300m (6) 3:29.94 36.73	350m (6) 4:06.74 36.80
7	8	CAMAYO AGREDO K	COL	0.79	4:44.00	27.52
50m (7) 33.24	100m (7) 1:09.44 36.20	150m (7) 1:46.16 36.72	200m (7) 2:23.09 36.93	250m (7) 2:58.43 35.34	300m (8) 3:34.14 35.71	350m (8) 4:09.85 35.71
8	7	ABRIL LIZARAZO L	COL	0.75	4:44.02	27.54
50m (8) 33.42	100m (8) 1:09.72 36.30	150m (8) 1:46.47 36.75	200m (8) 2:23.37 36.90	250m (8) 2:58.79 35.42	300m (7) 3:34.07 35.28	350m (7) 4:09.75 35.68



RESULTS

比賽成績

	Record	Name	NUSF Code	Location	Date
WR	3:56.46	LEDECKY KATIE	USA	RIO DE JANEIRO (BRA)	07 AUG 2016
UR	4:04.66	SMITH LEAH	USA	GWANGJU (KOR)	07 JUL 2015

Heat 3 of 5

Rank	Lane	Name	NUSF Code	R.T.	Time	Time Behind
1	5	<b>CHOI Jung Min</b>	KOR	0.79	<b>4:19.70</b>	
		50m (6) 30.53 100m (4) 1:03.01 150m (3) 1:36.06 200m (2) 2:09.11 250m (1) 2:41.75 300m (1) 3:14.63 350m (1) 3:47.50				32.20
2	6	<b>MANGABEIRA HEITM M</b>	BRA	0.71	<b>4:20.61</b>	0.91
		50m (8) 30.88 100m (8) 1:03.89 150m (8) 1:37.02 200m (6) 2:10.11 250m (6) 2:43.38 300m (3) 3:16.27 350m (3) 3:49.06				31.55
3	7	<b>KARPISZ Milena Klaudia</b>	POL	0.82	<b>4:21.14</b>	1.44
		50m (7) 30.62 100m (5) 1:03.32 150m (4) 1:36.19 200m (3) 2:09.31 250m (2) 2:42.48 300m (2) 3:15.85 350m (2) 3:49.04				32.10
4	3	<b>DOYLE Carina Rose</b>	NZL	0.74	<b>4:21.79</b>	2.09
		50m (4) 30.31 100m (6) 1:03.34 150m (6) 1:36.54 200m (8) 2:10.24 250m (7) 2:43.66 300m (5) 3:16.77 350m (4) 3:49.82				31.97
5	1	<b>ELHENICKA Martina</b>	CZE	0.79	<b>4:22.94</b>	3.24
		50m (2) 30.08 100m (2) 1:02.68 150m (2) 1:35.79 200m (4) 2:09.55 250m (4) 2:43.21 300m (7) 3:17.15 350m (7) 3:51.18				31.76
6	8	<b>MARRIS Georgia Holly</b>	NZL	0.66	<b>4:23.06</b>	3.36
		50m (5) 30.44 100m (7) 1:03.43 150m (7) 1:36.79 200m (7) 2:10.13 250m (8) 2:43.84 300m (8) 3:17.79 350m (8) 3:51.19				31.87
7	2	<b>ZAVADOVA Tereza</b>	CZE	0.82	<b>4:23.07</b>	3.37
		50m (1) 30.01 100m (1) 1:02.34 150m (1) 1:35.31 200m (1) 2:08.95 250m (3) 2:42.50 300m (4) 3:16.43 350m (6) 3:50.38				32.69
8	4	<b>MOREL Alizee, Marie-E</b>	FRA	0.73	<b>4:23.37</b>	3.67
		50m (3) 30.23 100m (3) 1:02.95 150m (4) 1:36.19 200m (5) 2:09.70 250m (5) 2:43.33 300m (6) 3:16.92 350m (5) 3:50.31				33.06

Heat 4 of 5

Rank	Lane	Name	NUSF Code	R.T.	Time	Time Behind
1	5	<b>MELVERTON Kiah Shenea</b>	AUS	0.73	<b>4:12.33</b>	
		50m (1) 29.25 100m (2) 1:00.85 150m (2) 1:33.00 200m (2) 2:04.97 250m (2) 2:37.29 300m (2) 3:09.63 350m (3) 3:41.81				30.52
2	4	<b>EVANS Joanna Lynn</b>	BAH	0.77	<b>4:12.52</b>	0.19
		50m (3) 29.40 100m (1) 1:00.68 150m (1) 1:32.68 200m (1) 2:04.91 250m (1) 2:37.13 300m (1) 3:09.50 350m (1) 3:41.51				31.01
3	1	<b>HASSLER Julia</b>	LIE	0.86	<b>4:13.13</b>	0.80
		50m (4) 29.58 100m (3) 1:01.48 150m (3) 1:33.35 200m (3) 2:05.55 250m (3) 2:37.67 300m (3) 3:10.22 350m (2) 3:41.80				31.33
4	2	<b>LUDLOW Danica Christin</b>	CAN	0.67	<b>4:13.32</b>	0.99
		50m (2) 29.36 100m (4) 1:01.53 150m (4) 1:33.59 200m (4) 2:06.19 250m (5) 2:38.45 300m (5) 3:10.77 350m (4) 3:42.65				30.67
4	3	<b>IGARASHI Chihiro</b>	JPN	0.69	<b>4:13.32</b>	0.99
		50m (5) 29.62 100m (5) 1:01.59 150m (5) 1:33.72 200m (5) 2:06.21 250m (4) 2:38.42 300m (4) 3:10.73 350m (5) 3:42.76				30.56
6	7	<b>CAPONI Linda</b>	ITA	0.82	<b>4:14.67</b>	2.34
		50m (8) 30.21 100m (7) 1:02.01 150m (6) 1:34.51 200m (6) 2:06.56 250m (6) 2:38.93 300m (6) 3:11.09 350m (6) 3:43.48				31.19
7	8	<b>OPENYSHEVA Arina</b>	RUS	0.68	<b>4:15.36</b>	3.03
		50m (7) 29.96 100m (8) 1:02.14 150m (8) 1:34.60 200m (8) 2:07.46 250m (8) 2:40.51 300m (8) 3:13.43 350m (8) 3:44.77				31.34
8	6	<b>EGOROVA Anna</b>	RUS	0.71	<b>4:15.49</b>	3.16
		50m (6) 29.71 100m (6) 1:01.91 150m (7) 1:34.53 200m (7) 2:07.14 250m (7) 2:39.58 300m (7) 3:11.85 350m (7) 3:44.06				31.43



## RESULTS

比賽成績

	Record	Name	NUSF Code	Location	Date
WR	3:56.46	LEDECKY KATIE	USA	RIO DE JANEIRO (BRA)	07 AUG 2016
UR	4:04.66	SMITH LEAH	USA	GWANGJU (KOR)	07 JUL 2015

### Heat 5 of 5

Rank	Lane	Name	NUSF Code	R.T.	Time	Time Behind
1	4	<b>KOEHLER Sarah</b>	GER	0.73	<b>4:11.28</b>	
		50m (2) 29.57 100m (3) 1:01.27 31.70 150m (4) 1:33.25 31.98 200m (3) 2:05.22 31.97 250m (4) 2:36.96 31.74 300m (2) 3:08.83 31.87 350m (1) 3:40.41 31.58 30.87				
2	5	<b>SCHMIDT Sierra Kai</b>	USA	0.79	<b>4:11.30</b>	0.02
		50m (3) 29.64 100m (2) 1:01.22 31.58 150m (2) 1:33.19 31.97 200m (2) 2:05.16 31.97 250m (2) 2:36.82 31.66 300m (1) 3:08.69 31.87 350m (2) 3:40.46 31.77 30.84				
3	3	<b>QUADARELLA Simona</b>	ITA	0.78	<b>4:11.48</b>	0.20
		50m (7) 29.88 100m (4) 1:01.28 31.40 150m (3) 1:33.23 31.95 200m (4) 2:05.29 32.06 250m (3) 2:36.89 31.60 300m (2) 3:08.83 31.94 350m (3) 3:40.59 31.76 30.89				
4	6	<b>MEITZ Kaersten France</b>	USA	0.83	<b>4:11.78</b>	0.50
		50m (8) 30.08 100m (8) 1:01.87 31.79 150m (6) 1:33.63 31.76 200m (5) 2:05.67 32.04 250m (5) 2:37.53 31.86 300m (5) 3:09.43 31.90 350m (4) 3:41.21 31.78 30.57				
5	2	<b>GOSS Kennedy Alison</b>	CAN	0.64	<b>4:13.08</b>	1.80
		50m (1) 29.52 100m (1) 1:01.07 31.55 150m (1) 1:32.76 31.69 200m (1) 2:04.84 32.08 250m (1) 2:36.81 31.97 300m (4) 3:09.01 32.20 350m (5) 3:41.25 32.24 31.83				
6	1	<b>HATTERSLEY Camilla Mary</b>	GBR	0.77	<b>4:14.89</b>	3.61
		50m (3) 29.64 100m (5) 1:01.54 31.90 150m (5) 1:33.61 32.07 200m (6) 2:05.95 32.34 250m (6) 2:37.85 31.90 300m (6) 3:10.45 32.60 350m (6) 3:42.93 32.48 31.96				
7	7	<b>TSUYUUCHI Wakaba</b>	JPN	0.65	<b>4:16.70</b>	5.42
		50m (5) 29.77 100m (7) 1:01.58 31.81 150m (8) 1:34.22 32.64 200m (8) 2:06.63 32.41 250m (8) 2:39.12 32.49 300m (7) 3:11.86 32.74 350m (7) 3:44.79 32.93 31.91				
8	8	<b>ABERT Marion</b>	FRA	0.78	<b>4:17.94</b>	6.66
		50m (6) 29.80 100m (6) 1:01.57 31.77 150m (7) 1:33.92 32.35 200m (7) 2:06.29 32.37 250m (7) 2:39.06 32.77 300m (8) 3:11.87 32.81 350m (8) 3:45.36 33.49 32.58				

<b>Legend:</b>	DNS	Did not start	R.T.	Reaction time	UR	Universiade Record	WR	World record
----------------	-----	---------------	------	---------------	----	--------------------	----	--------------



## RESULTS SUMMARY

成績總表

	Record	Name	NUSF Code	Location	Date
WR	3:56.46	LEDECKY KATIE	USA	RIO DE JANEIRO (BRA)	07 AUG 2016
UR	4:04.66	SMITH LEAH	USA	GWANGJU (KOR)	07 JUL 2015

### Heats

Event No. 37

Rank	Heat	Lane Name	NUSF Code	R.T.	50m	100m	150m	200m	250m	300m	350m	Time	Time Behind
1	5	4 KOEHLER Sarah	GER	0.73	(2) 29.57	(3) 1:01.27	(4) 1:33.25	(3) 2:05.22	(4) 2:36.96	(2) 3:08.83	(1) 3:40.41	<b>4:11.28</b>	Q
						31.70	31.98	31.97	31.74	31.87	31.58	30.87	
2	5	5 SCHMIDT Sierra Kai	USA	0.79	(3) 29.64	(2) 1:01.22	(2) 1:33.19	(2) 2:05.16	(2) 2:36.82	(1) 3:08.69	(2) 3:40.46	<b>4:11.30</b>	0.02 Q
						31.58	31.97	31.97	31.66	31.87	31.77	30.84	
3	5	3 QUADARELLA Simona	ITA	0.78	(7) 29.88	(4) 1:01.28	(3) 1:33.23	(4) 2:05.29	(3) 2:36.89	(2) 3:08.83	(3) 3:40.59	<b>4:11.48</b>	0.20 Q
						31.40	31.95	32.06	31.60	31.94	31.76	30.89	
4	5	6 MEITZ Kaersten France	USA	0.83	(8) 30.08	(8) 1:01.87	(6) 1:33.63	(5) 2:05.67	(5) 2:37.53	(5) 3:09.43	(4) 3:41.21	<b>4:11.78</b>	0.50 Q
						31.79	31.76	32.04	31.86	31.90	31.78	30.57	
5	4	5 MELVERTON Kiah Shenea	AUS	0.73	(1) 29.25	(2) 1:00.85	(2) 1:33.00	(2) 2:04.97	(2) 2:37.29	(2) 3:09.63	(3) 3:41.81	<b>4:12.33</b>	1.05 Q
						31.60	32.15	31.97	32.32	32.34	32.18	30.52	
6	4	4 EVANS Joanna Lynn	BAH	0.77	(3) 29.40	(1) 1:00.68	(1) 1:32.68	(1) 2:04.91	(1) 2:37.13	(1) 3:09.50	(1) 3:41.51	<b>4:12.52</b>	1.24 Q
						31.28	32.00	32.23	32.22	32.37	32.01	31.01	
7	5	2 GOSS Kennedy Alison	CAN	0.64	(1) 29.52	(1) 1:01.07	(1) 1:32.76	(1) 2:04.84	(1) 2:36.81	(4) 3:09.01	(5) 3:41.25	<b>4:13.08</b>	1.80 Q
						31.55	31.69	32.08	31.97	32.20	32.24	31.83	
8	4	1 HASSLER Julia	LIE	0.86	(4) 29.58	(3) 1:01.48	(3) 1:33.35	(3) 2:05.55	(3) 2:37.67	(3) 3:10.22	(2) 3:41.80	<b>4:13.13</b>	1.85 Q
						31.90	31.87	32.20	32.12	32.55	31.58	31.33	
9	4	2 LUDLOW Danica Christin	CAN	0.67	(2) 29.36	(4) 1:01.53	(4) 1:33.59	(4) 2:06.19	(5) 2:38.45	(5) 3:10.77	(4) 3:42.65	<b>4:13.32</b>	2.04
						32.17	32.06	32.60	32.26	32.32	31.88	30.67	
10	4	3 IGARASHI Chihiro	JPN	0.69	(5) 29.62	(5) 1:01.59	(5) 1:33.72	(5) 2:06.21	(4) 2:38.42	(4) 3:10.73	(5) 3:42.76	<b>4:13.32</b>	2.04
						31.97	32.13	32.49	32.21	32.31	32.03	30.56	
11	4	7 CAPONI Linda	ITA	0.82	(8) 30.21	(7) 1:02.01	(6) 1:34.51	(6) 2:06.56	(6) 2:38.93	(6) 3:11.09	(6) 3:43.48	<b>4:14.67</b>	3.39
						31.80	32.50	32.05	32.37	32.16	32.39	31.19	
12	5	1 HATTERSLEY Camilla Mary	GBR	0.77	(3) 29.64	(5) 1:01.54	(5) 1:33.61	(6) 2:05.95	(6) 2:37.85	(6) 3:10.45	(6) 3:42.93	<b>4:14.89</b>	3.61
						31.90	32.07	32.34	31.90	32.60	32.48	31.96	
13	4	8 OPENYSHEVA Arina	RUS	0.68	(7) 29.96	(8) 1:02.14	(8) 1:34.60	(8) 2:07.46	(8) 2:40.51	(8) 3:13.43	(8) 3:44.77	<b>4:15.36</b>	4.08
						32.18	32.46	32.86	33.05	32.92	31.34	30.59	
14	4	6 EGOROVA Anna	RUS	0.71	(6) 29.71	(6) 1:01.91	(7) 1:34.53	(7) 2:07.14	(7) 2:39.58	(7) 3:11.85	(7) 3:44.06	<b>4:15.49</b>	4.21
						32.20	32.62	32.61	32.44	32.27	32.21	31.43	
15	2	4 KRUTOHOLOVA Yuliia	UKR	0.79	(1) 29.53	(1) 1:01.53	(1) 1:33.83	(1) 2:06.18	(1) 2:38.42	(1) 3:11.46	(1) 3:44.36	<b>4:16.48</b>	5.20
						32.00	32.30	32.35	32.24	33.04	32.90	32.12	
16	5	7 TSUYUUCHI Wakaba	JPN	0.65	(5) 29.77	(7) 1:01.58	(8) 1:34.22	(8) 2:06.63	(8) 2:39.12	(7) 3:11.86	(7) 3:44.79	<b>4:16.70</b>	5.42
						31.81	32.64	32.41	32.49	32.74	32.93	31.91	
17	5	8 ABERT Marion	FRA	0.78	(6) 29.80	(6) 1:01.57	(7) 1:33.92	(7) 2:06.29	(7) 2:39.06	(8) 3:11.87	(8) 3:45.36	<b>4:17.94</b>	6.66
						31.77	32.35	32.37	32.77	32.81	33.49	32.58	
18	3	5 CHOI Jung Min	KOR	0.79	(6) 30.53	(4) 1:03.01	(3) 1:36.06	(2) 2:09.11	(1) 2:41.75	(1) 3:14.63	(1) 3:47.50	<b>4:19.70</b>	8.42
						32.48	33.05	33.05	32.64	32.88	32.87	32.20	
19	3	6 MANGABEIRA HEITM M	BRA	0.71	(8) 30.88	(8) 1:03.89	(8) 1:37.02	(6) 2:10.11	(6) 2:43.38	(3) 3:16.27	(3) 3:49.06	<b>4:20.61</b>	9.33
						33.01	33.13	33.09	33.27	32.89	32.79	31.55	
20	3	7 KARPISZ Milena Klaudia	POL	0.82	(7) 30.62	(5) 1:03.32	(4) 1:36.19	(3) 2:09.31	(2) 2:42.48	(2) 3:15.85	(2) 3:49.04	<b>4:21.14</b>	9.86
						32.70	32.87	33.12	33.17	33.37	33.19	32.10	
21	3	3 DOYLE Carina Rose	NZL	0.74	(4) 30.31	(6) 1:03.34	(6) 1:36.54	(8) 2:10.24	(7) 2:43.66	(5) 3:16.77	(4) 3:49.82	<b>4:21.79</b>	10.51
						33.03	33.20	33.70	33.42	33.11	33.05	31.97	
22	2	5 TIENSTRA Marieke	NED	0.79	(2) 30.33	(2) 1:03.57	(2) 1:37.21	(2) 2:10.85	(2) 2:44.12	(2) 3:17.29	(2) 3:50.29	<b>4:22.41</b>	11.13
						33.24	33.64	33.64	33.27	33.17	33.00	32.12	
23	3	1 ELHENICKA Martina	CZE	0.79	(2) 30.08	(2) 1:02.68	(2) 1:35.79	(4) 2:09.55	(4) 2:43.21	(7) 3:17.15	(7) 3:51.18	<b>4:22.94</b>	11.66
						32.60	33.11	33.76	33.66	33.94	34.03	31.76	
24	3	8 MARRIS Georgia Holly	NZL	0.66	(5) 30.44	(7) 1:03.43	(7) 1:36.79	(7) 2:10.13	(8) 2:43.84	(8) 3:17.79	(8) 3:51.19	<b>4:23.06</b>	11.78
						32.99	33.36	33.34	33.71	33.95	33.40	31.87	
25	3	2 ZAVADOVA Tereza	CZE	0.82	(1) 30.01	(1) 1:02.34	(1) 1:35.31	(1) 2:08.95	(3) 2:42.50	(4) 3:16.43	(6) 3:50.38	<b>4:23.07</b>	11.79
						32.33	32.97	33.64	33.55	33.93	33.95	32.69	



## RESULTS SUMMARY

成績總表

	Record	Name	NUSF Code	Location	Date
WR	3:56.46	LEDECKY KATIE	USA	RIO DE JANEIRO (BRA)	07 AUG 2016
UR	4:04.66	SMITH LEAH	USA	GWANGJU (KOR)	07 JUL 2015

### Heats

Rank	Heat	Lane Name	NUSF Code	R.T.	50m	100m	150m	200m	250m	300m	350m	Time	Time Behind
26	3	4 MOREL Alizee, Marie-E	FRA	0.73	(3) 30.23	(3) 1:02.95	(4) 1:36.19	(5) 2:09.70	(5) 2:43.33	(6) 3:16.92	(5) 3:50.31	<b>4:23.37</b>	12.09
						32.72	33.24	33.51	33.63	33.59	33.39	33.06	
27	2	6 CHANG Fang Yu	TPE	0.78	(4) 30.55	(3) 1:04.00	(5) 1:38.07	(4) 2:11.99	(5) 2:45.82	(3) 3:19.39	(3) 3:52.52	<b>4:23.38</b>	12.10
						33.45	34.07	33.92	33.83	33.57	33.13	30.86	
28	2	1 ZHU Jingwen	CHN	0.88	(5) 30.67	(5) 1:04.39	(3) 1:37.69	(3) 2:11.71	(4) 2:45.81	(4) 3:20.01	(5) 3:54.55	<b>4:26.44</b>	15.16
						33.72	33.30	34.02	34.10	34.20	34.54	31.89	
29	2	2 LEE Yen Ni	TPE	0.69	(3) 30.40	(4) 1:04.08	(4) 1:37.76	(4) 2:11.99	(3) 2:45.77	(5) 3:20.02	(4) 3:53.71	<b>4:27.13</b>	15.85
						33.68	33.68	34.23	33.78	34.25	33.69	33.42	
30	1	3 LABANAUSKAITE Vikte	LTU	0.74	(1) 30.27	(2) 1:03.35	(2) 1:37.33	(2) 2:11.93	(1) 2:46.86	(1) 3:22.24	(1) 3:57.52	<b>4:32.02</b>	20.74
						33.08	33.98	34.60	34.93	35.38	35.28	34.50	
31	1	6 CARRIZO KUCHEN Olivia	ARG	0.75	(2) 30.85	(1) 1:03.28	(1) 1:36.94	(1) 2:11.24	(2) 2:46.91	(2) 3:22.64	(2) 3:58.50	<b>4:33.79</b>	22.51
						32.43	33.66	34.30	35.67	35.73	35.86	35.29	
32	1	4 DOUEIHY Chrystelle	LBN	0.76	(5) 31.91	(5) 1:05.90	(4) 1:40.92	(4) 2:16.88	(4) 2:53.06	(5) 3:29.84	(4) 4:06.08	<b>4:40.18</b>	28.90
						33.99	35.02	35.96	36.18	36.78	36.24	34.10	
33	1	2 MOUALFI Sara	ALG	0.68	(3) 31.26	(4) 1:05.70	(3) 1:40.54	(3) 2:16.56	(3) 2:52.31	(3) 3:28.76	(3) 4:04.84	<b>4:40.35</b>	29.07
						34.44	34.84	36.02	35.75	36.45	36.08	35.51	
34	2	3 XU Rui	CHN	0.77	(6) 31.23	(6) 1:05.47	(6) 1:40.60	(6) 2:16.83	(6) 2:53.21	(6) 3:29.94	(6) 4:06.74	<b>4:41.35</b>	30.07
						34.24	35.13	36.23	36.38	36.73	36.80	34.61	
35	1	5 NORDENGEN-CORRIS S	RSA	0.80	(4) 31.35	(3) 1:05.34	(5) 1:41.00	(5) 2:16.99	(5) 2:53.33	(4) 3:29.71	(5) 4:06.57	<b>4:42.00</b>	30.72
						33.99	35.66	35.99	36.34	36.38	36.86	35.43	
36	2	8 CAMAYO AGREDO K	COL	0.79	(7) 33.24	(7) 1:09.44	(7) 1:46.16	(7) 2:23.09	(7) 2:58.43	(8) 3:34.14	(8) 4:09.85	<b>4:44.00</b>	32.72
						36.20	36.72	36.93	35.34	35.71	35.71	34.15	
37	2	7 ABRIL LIZARAZO L	COL	0.75	(8) 33.42	(8) 1:09.72	(8) 1:46.47	(8) 2:23.37	(8) 2:58.79	(7) 3:34.07	(7) 4:09.75	<b>4:44.02</b>	32.74
						36.30	36.75	36.90	35.42	35.28	35.68	34.27	
38	1	1 PALETE Joyce Ann	PHI	0.98	(6) 36.27	(6) 1:16.84	(6) 1:59.41	(6) 2:44.04	(6) 3:28.93	(6) 4:14.55	(6) 5:01.32	<b>5:46.42</b>	1:35.14
						40.57	42.57	44.63	44.89	45.62	46.77	45.10	
	1	7 MATABUENA Carmenrose	PHI									<b>DNS</b>	

Legend:	Classified Final	R.T.	Reaction time	UR	Universiade Record	WR	World record
---------	------------------	------	---------------	----	--------------------	----	--------------



# RESULT BOOK


29TH Summer Universiade Taipei 2017



## Swimming

Women's 400m

Individual Medley





## MEDALLISTS

獎牌得主

Medal	Name	NUSF
GOLD	OHASHI Yui	JPN - Japan
SILVER	MCHUGH Allyson Jane	USA - United States of America
BRONZE	KIM Seoyeong	KOR - Republic of Korea



## START LIST

出場名單

	Record	Name	NUSF Code	Location	Date
WR	4:26.36	HOSSZU KATINKA	HUN	RIO DE JANEIRO (BRA)	06 AUG 2016
UR	4:37.50	KLOCHKOVA YANA	UKR	BANGKOK (THA)	12 AUG 2007

### Final

Event No. 4

Lane	Name	NUSF Code	Date of Birth	Qualifying Time	Time	Rank
1	TONI Carlotta	ITA	25 FEB 1995	4:43.91		
2	FORDE Brooke Elizabet	USA	04 MAR 1999	4:43.73		
3	DARCEL Sarah Elizabeth	CAN	25 MAY 1999	4:41.90		
4	OHASHI Yui	JPN	18 OCT 1995	4:40.82		
5	MCHUGH Allyson Jane	USA	14 MAY 1997	4:41.47		
6	GYORGY Reka	HUN	25 MAY 1996	4:43.52		
7	ZAVADOVA Barbora	CZE	23 JAN 1993	4:43.82		
8	KIM Seoyeong	KOR	17 MAR 1994	4:44.30		

### Reserves

Name	NUSF Code	Date of Birth	Qualifying Time	Time	Rank
TSUYUUCHI Wakaba	JPN	14 MAY 1995	4:45.00		
MELVERTON Kiah Shenea	AUS	05 NOV 1996	4:47.41		

#### Note:

Consult competition schedule in INFO for heat start times

#### Legend:

UR Universiade Record      WR World record



## START LIST

出場名單

	Record	Name	NUSF Code	Location	Date
WR	4:26.36	HOSSZU KATINKA	HUN	RIO DE JANEIRO (BRA)	06 AUG 2016
UR	4:37.50	KLOCHKOVA YANA	UKR	BANGKOK (THA)	12 AUG 2007

### Heat 1 of 3

Event No. 4

Lane	Name	NUSF Code	Date of Birth	Qualifying Time	Time	Rank
2	PERONI MALIZIA Fiamma	ARG	23 APR 1998	5:01.84		
3	NEFSI Hamida Rania	ALG	17 NOV 1997	4:52.47		
4	HUFNAGL Claudia	AUT	20 MAY 1996	4:50.77		
5	ZUKOWSKA Paula Patrycja	POL	30 MAR 1993	4:51.49		
6	KISS Dora	HUN	28 FEB 1994	4:56.27		
7	ABRIL LIZARAZO Laura Daniela	COL	22 JAN 1998	5:14.00		

### Heat 2 of 3

Lane	Name	NUSF Code	Date of Birth	Qualifying Time	Time	Rank
1	HORSKA Kristyna	CZE	30 SEP 1997	4:48.61		
2	BAILEY Meg Elizabeth	AUS	03 OCT 1996	4:43.67		
3	TSUYUUCHI Wakaba	JPN	14 MAY 1995	4:39.67		
4	ZAVADOVA Barbora	CZE	23 JAN 1993	4:35.60		
5	FORDE Brooke Elizabet	USA	04 MAR 1999	4:39.19		
6	GYORGY Reka	HUN	25 MAY 1996	4:41.36		
7	KYLLIAEINEN Tanja Amanda	FIN	30 JAN 1993	4:45.33		
8	ASCHAN Patricia Rosa J	FIN	29 APR 1994	4:49.05		

### Heat 3 of 3

Lane	Name	NUSF Code	Date of Birth	Qualifying Time	Time	Rank
1	VERSHININA Kristina	RUS	09 MAY 1993	4:47.77		
2	TONI Carlotta	ITA	25 FEB 1995	4:42.03		
3	DARCEL Sarah Elizabeth	CAN	25 MAY 1999	4:39.29		
4	OHASHI Yui	JPN	18 OCT 1995	4:31.42		
5	KIM Seoyeong	KOR	17 MAR 1994	4:35.93		
6	MCHUGH Allyson Jane	USA	14 MAY 1997	4:40.25		
7	MELVERTON Kiah Shenea	AUS	05 NOV 1996	4:44.06		
8	ANDISON Bailey Saywell	CAN	13 NOV 1997	4:48.65		

**Note:**

Consult competition schedule in INFO for heat start times

**Legend:**

UR Universiade Record      WR World record



## RESULTS

比賽成績

	Record	Name	NUSF Code	Location	Date
WR	4:26.36	HOSSZU KATINKA	HUN	RIO DE JANEIRO (BRA)	06 AUG 2016
UR	4:37.50	KLOCHKOVA YANA	UKR	BANGKOK (THA)	12 AUG 2007

### Heat 1 of 3

Event No. 4

Rank	Lane	Name	NUSF Code	R.T.	Time	Time Behind
1	5	ZUKOWSKA Paula Patrycja	POL	0.79	4:48.55	
		50m (3) 30.71 100m (3) 1:04.76 150m (2) 1:42.47 200m (1) 2:18.65 250m (1) 2:59.92 300m (1) 3:41.72 350m (1) 4:15.79				
		34.05 37.71 36.18 41.27 41.80 34.07				32.76
2	4	HUFNAGL Claudia	AUT	0.78	4:53.96	5.41
		50m (1) 30.25 100m (1) 1:03.95 150m (3) 1:42.60 200m (3) 2:19.99 250m (2) 3:03.40 300m (2) 3:45.53 350m (2) 4:21.13				
		33.70 38.65 37.39 43.41 42.13 35.60				32.83
3	6	KISS Dora	HUN	0.84	5:02.25	13.70
		50m (2) 30.69 100m (2) 1:04.39 150m (1) 1:42.21 200m (2) 2:19.41 250m (3) 3:06.12 300m (3) 3:53.19 350m (3) 4:28.07				
		33.70 37.82 37.20 46.71 47.07 34.88				34.18
4	2	PERONI MALIZIA Fiamma	ARG	0.82	5:12.97	24.42
		50m (4) 31.20 100m (4) 1:07.16 150m (4) 1:47.89 200m (4) 2:27.63 250m (4) 3:12.53 300m (4) 3:57.53 350m (4) 4:35.59				
		35.96 40.73 39.74 44.90 45.00 38.06				37.38
5	7	ABRIL LIZARAZO L	COL	0.76	5:25.04	36.49
		50m (5) 32.34 100m (5) 1:09.80 150m (5) 1:51.99 200m (5) 2:33.02 250m (5) 3:21.75 300m (5) 4:10.17 350m (5) 4:48.23				
		37.46 42.19 41.03 48.73 48.42 38.06				36.81
	3	NEFSI Hamida Rania	ALG		DNS	

### Heat 2 of 3

Rank	Lane	Name	NUSF Code	R.T.	Time	Time Behind
1	6	GYORGY Reka	HUN	0.72	4:43.52	
		50m (3) 29.95 100m (5) 1:04.18 150m (2) 1:40.50 200m (1) 2:16.01 250m (3) 2:57.43 300m (3) 3:38.68 350m (3) 4:11.89				
		34.23 36.32 35.51 41.42 41.25 33.21				31.63
2	5	FORDE Brooke Elizabet	USA	0.72	4:43.73	0.21
		50m (2) 29.93 100m (2) 1:03.63 150m (5) 1:41.33 200m (3) 2:16.60 250m (2) 2:57.18 300m (2) 3:38.13 350m (2) 4:11.77				
		33.70 37.70 35.27 40.58 40.95 33.64				31.96
3	4	ZAVADOVA Barbora	CZE	0.72	4:43.82	0.30
		50m (5) 30.03 100m (3) 1:03.79 150m (3) 1:40.63 200m (2) 2:16.58 250m (1) 2:56.76 300m (1) 3:38.12 350m (1) 4:11.63				
		33.76 36.84 35.95 40.18 41.36 33.51				32.19
4	3	TSUYUUCHI Wakaba	JPN	0.67	4:45.00	1.48
		50m (1) 29.48 100m (1) 1:03.22 150m (1) 1:40.34 200m (4) 2:16.77 250m (4) 2:58.08 300m (4) 3:39.51 350m (4) 4:12.70				
		33.74 37.12 36.43 41.31 41.43 33.19				32.30
5	2	BAILEY Meg Elizabeth	AUS	0.75	4:48.87	5.35
		50m (4) 30.00 100m (4) 1:03.93 150m (4) 1:41.18 200m (5) 2:18.38 250m (5) 2:59.10 300m (5) 3:40.65 350m (5) 4:15.07				
		33.93 37.25 37.20 40.72 41.55 34.42				33.80
6	1	HORSKA Kristyna	CZE	0.86	4:51.03	7.51
		50m (7) 30.64 100m (8) 1:06.45 150m (6) 1:43.83 200m (6) 2:21.59 250m (6) 3:02.07 300m (6) 3:44.23 350m (6) 4:17.86				
		35.81 37.38 37.76 40.48 42.16 33.63				33.17
7	8	ASCHAN Patricia Rosa J	FIN	0.74	4:57.38	13.86
		50m (8) 30.80 100m (7) 1:06.04 150m (7) 1:44.91 200m (7) 2:23.17 250m (7) 3:04.66 300m (7) 3:47.56 350m (7) 4:23.32				
		35.24 38.87 38.26 41.49 42.90 35.76				34.06
8	7	KYLLIAEINEN Tanja Amanda	FIN	0.66	5:03.34	19.82
		50m (6) 30.45 100m (6) 1:05.35 150m (8) 1:45.11 200m (8) 2:23.78 250m (8) 3:07.30 300m (8) 3:51.67 350m (8) 4:27.66				
		34.90 39.76 38.67 43.52 44.37 35.99				35.68



## RESULTS

比賽成績

	Record	Name	NUSF Code	Location	Date
WR	4:26.36	HOSSZU KATINKA	HUN	RIO DE JANEIRO (BRA)	06 AUG 2016
UR	4:37.50	KLOCHKOVA YANA	UKR	BANGKOK (THA)	12 AUG 2007

### Heat 3 of 3

Rank	Lane	Name	NUSF Code	R.T.	Time	Time Behind
<b>1</b>	<b>4</b>	<b>OHASHI Yui</b>	JPN	0.68	<b>4:40.82</b>	
50m (3) 30.02	100m (1) 1:02.22 32.20	150m (1) 1:37.71 35.49	200m (1) 2:12.48 34.77	250m (1) 2:53.75 41.27	300m (1) 3:33.57 39.82	350m (1) 4:07.77 34.20
<b>2</b>	<b>6</b>	<b>MCHUGH Allyson Jane</b>	USA	0.81	<b>4:41.47</b>	0.65
50m (6) 30.53	100m (5) 1:04.62 34.09	150m (4) 1:41.66 37.04	200m (4) 2:17.16 35.50	250m (4) 2:57.40 40.24	300m (4) 3:37.98 40.58	350m (3) 4:10.74 32.76
<b>3</b>	<b>3</b>	<b>DARCEL Sarah Elizabeth</b>	CAN	0.63	<b>4:41.90</b>	1.08
50m (1) 29.65	100m (3) 1:03.56 33.91	150m (2) 1:39.28 35.72	200m (2) 2:14.48 35.20	250m (2) 2:54.78 40.30	300m (2) 3:35.48 40.70	350m (2) 4:09.03 33.55
<b>4</b>	<b>2</b>	<b>TONI Carlotta</b>	ITA	0.72	<b>4:43.91</b>	3.09
50m (7) 31.00	100m (7) 1:05.72 34.72	150m (6) 1:42.26 36.54	200m (6) 2:17.82 35.56	250m (5) 2:58.15 40.33	300m (5) 3:38.62 40.47	350m (5) 4:11.90 33.28
<b>5</b>	<b>5</b>	<b>KIM Seoyeong</b>	KOR	0.70	<b>4:44.30</b>	3.48
50m (2) 29.71	100m (2) 1:03.21 33.50	150m (3) 1:39.47 36.26	200m (3) 2:14.99 35.52	250m (3) 2:56.19 41.20	300m (3) 3:37.96 41.77	350m (4) 4:11.05 33.09
<b>6</b>	<b>7</b>	<b>MELVERTON Kiah Shenea</b>	AUS	0.72	<b>4:47.41</b>	6.59
50m (5) 30.45	100m (4) 1:04.48 34.03	150m (7) 1:43.30 38.82	200m (7) 2:21.55 38.25	250m (7) 3:02.07 40.52	300m (7) 3:42.80 40.73	350m (7) 4:15.87 33.07
<b>7</b>	<b>1</b>	<b>VERSHININA Kristina</b>	RUS	0.80	<b>4:48.68</b>	7.86
50m (4) 30.03	100m (6) 1:05.42 35.39	150m (5) 1:41.67 36.25	200m (5) 2:17.77 36.10	250m (6) 2:59.14 41.37	300m (6) 3:40.51 41.37	350m (6) 4:14.89 34.38
<b>8</b>	<b>8</b>	<b>ANDISON Bailey Saywell</b>	CAN	0.71	<b>4:52.65</b>	11.83
50m (8) 32.12	100m (8) 1:07.32 35.20	150m (8) 1:46.27 38.95	200m (8) 2:23.78 37.51	250m (8) 3:04.09 40.31	300m (8) 3:45.16 41.07	350m (8) 4:19.43 34.27

<b>Legend:</b>	DNS	Did not start	R.T.	Reaction time	UR	Universiade Record	WR	World record
----------------	-----	---------------	------	---------------	----	--------------------	----	--------------



RESULTS SUMMARY

成績總表

	Record	Name	NUSF Code	Location	Date
WR	4:26.36	HOSSZU KATINKA	HUN	RIO DE JANEIRO (BRA)	06 AUG 2016
UR	4:37.50	KLOCHKOVA YANA	UKR	BANGKOK (THA)	12 AUG 2007

Heats												Event No.	4
Rank	Heat	Lane Name	NUSF Code	R.T.	50m	100m	150m	200m	250m	300m	350m	Time	Time Behind
1	3	4 OHASHI Yui	JPN	0.68	(3) 30.02	(1) 1:02.22	(1) 1:37.71	(1) 2:12.48	(1) 2:53.75	(1) 3:33.57	(1) 4:07.77	<b>4:40.82</b>	Q
						32.20	35.49	34.77	41.27	39.82	34.20	33.05	
2	3	6 MCHUGH Allyson Jane	USA	0.81	(6) 30.53	(5) 1:04.62	(4) 1:41.66	(4) 2:17.16	(4) 2:57.40	(4) 3:37.98	(3) 4:10.74	<b>4:41.47</b>	0.65 Q
						34.09	37.04	35.50	40.24	40.58	32.76	30.73	
3	3	3 DARCEL Sarah Elizabeth	CAN	0.63	(1) 29.65	(3) 1:03.56	(2) 1:39.28	(2) 2:14.48	(2) 2:54.78	(2) 3:35.48	(2) 4:09.03	<b>4:41.90</b>	1.08 Q
						33.91	35.72	35.20	40.30	40.70	33.55	32.87	
4	2	6 GYORGY Reka	HUN	0.72	(3) 29.95	(5) 1:04.18	(2) 1:40.50	(1) 2:16.01	(3) 2:57.43	(3) 3:38.68	(3) 4:11.89	<b>4:43.52</b>	2.70 Q
						34.23	36.32	35.51	41.42	41.25	33.21	31.63	
5	2	5 FORDE Brooke Elizabet	USA	0.72	(2) 29.93	(2) 1:03.63	(5) 1:41.33	(3) 2:16.60	(2) 2:57.18	(2) 3:38.13	(2) 4:11.77	<b>4:43.73</b>	2.91 Q
						33.70	37.70	35.27	40.58	40.95	33.64	31.96	
6	2	4 ZAVADOVA Barbora	CZE	0.72	(5) 30.03	(3) 1:03.79	(3) 1:40.63	(2) 2:16.58	(1) 2:56.76	(1) 3:38.12	(1) 4:11.63	<b>4:43.82</b>	3.00 Q
						33.76	36.84	35.95	40.18	41.36	33.51	32.19	
7	3	2 TONI Carlotta	ITA	0.72	(7) 31.00	(7) 1:05.72	(6) 1:42.26	(6) 2:17.82	(5) 2:58.15	(5) 3:38.62	(5) 4:11.90	<b>4:43.91</b>	3.09 Q
						34.72	36.54	35.56	40.33	40.47	33.28	32.01	
8	3	5 KIM Seoyeong	KOR	0.70	(2) 29.71	(2) 1:03.21	(3) 1:39.47	(3) 2:14.99	(3) 2:56.19	(3) 3:37.96	(4) 4:11.05	<b>4:44.30</b>	3.48 Q
						33.50	36.26	35.52	41.20	41.77	33.09	33.25	
9	2	3 TSUYUUCHI Wakaba	JPN	0.67	(1) 29.48	(1) 1:03.22	(1) 1:40.34	(4) 2:16.77	(4) 2:58.08	(4) 3:39.51	(4) 4:12.70	<b>4:45.00</b>	4.18
						33.74	37.12	36.43	41.31	41.43	33.19	32.30	
10	3	7 MELVERTON Kiah Shenea	AUS	0.72	(5) 30.45	(4) 1:04.48	(7) 1:43.30	(7) 2:21.55	(7) 3:02.07	(7) 3:42.80	(7) 4:15.87	<b>4:47.41</b>	6.59
						34.03	38.82	38.25	40.52	40.73	33.07	31.54	
11	1	5 ZUKOWSKA Paula Patrycja	POL	0.79	(3) 30.71	(3) 1:04.76	(2) 1:42.47	(1) 2:18.65	(1) 2:59.92	(1) 3:41.72	(1) 4:15.79	<b>4:48.55</b>	7.73
						34.05	37.71	36.18	41.27	41.80	34.07	32.76	
12	3	1 VERSHININA Kristina	RUS	0.80	(4) 30.03	(6) 1:05.42	(5) 1:41.67	(5) 2:17.77	(6) 2:59.14	(6) 3:40.51	(6) 4:14.89	<b>4:48.68</b>	7.86
						35.39	36.25	36.10	41.37	41.37	34.38	33.79	
13	2	2 BAILEY Meg Elizabeth	AUS	0.75	(4) 30.00	(4) 1:03.93	(4) 1:41.18	(5) 2:18.38	(5) 2:59.10	(5) 3:40.65	(5) 4:15.07	<b>4:48.87</b>	8.05
						33.93	37.25	37.20	40.72	41.55	34.42	33.80	
14	2	1 HORSKA Kristyna	CZE	0.86	(7) 30.64	(8) 1:06.45	(6) 1:43.83	(6) 2:21.59	(6) 3:02.07	(6) 3:44.23	(6) 4:17.86	<b>4:51.03</b>	10.21
						35.81	37.38	37.76	40.48	42.16	33.63	33.17	
15	3	8 ANDISON Bailey Saywell	CAN	0.71	(8) 32.12	(8) 1:07.32	(8) 1:46.27	(8) 2:23.78	(8) 3:04.09	(8) 3:45.16	(8) 4:19.43	<b>4:52.65</b>	11.83
						35.20	38.95	37.51	40.31	41.07	34.27	33.22	
16	1	4 HUFNAGL Claudia	AUT	0.78	(1) 30.25	(1) 1:03.95	(3) 1:42.60	(3) 2:19.99	(2) 3:03.40	(2) 3:45.53	(2) 4:21.13	<b>4:53.96</b>	13.14
						33.70	38.65	37.39	43.41	42.13	35.60	32.83	
17	2	8 ASCHAN Patricia Rosa J	FIN	0.74	(8) 30.80	(7) 1:06.04	(7) 1:44.91	(7) 2:23.17	(7) 3:04.66	(7) 3:47.56	(7) 4:23.32	<b>4:57.38</b>	16.56
						35.24	38.87	38.26	41.49	42.90	35.76	34.06	
18	1	6 KISS Dora	HUN	0.84	(2) 30.69	(2) 1:04.39	(1) 1:42.21	(2) 2:19.41	(3) 3:06.12	(3) 3:53.19	(3) 4:28.07	<b>5:02.25</b>	21.43
						33.70	37.82	37.20	46.71	47.07	34.88	34.18	
19	2	7 KYLLIAEINEN Tanja Amanda	FIN	0.66	(6) 30.45	(6) 1:05.35	(8) 1:45.11	(8) 2:23.78	(8) 3:07.30	(8) 3:51.67	(8) 4:27.66	<b>5:03.34</b>	22.52
						34.90	39.76	38.67	43.52	44.37	35.99	35.68	
20	1	2 PERONI MALIZIA Fiamma	ARG	0.82	(4) 31.20	(4) 1:07.16	(4) 1:47.89	(4) 2:27.63	(4) 3:12.53	(4) 3:57.53	(4) 4:35.59	<b>5:12.97</b>	32.15
						35.96	40.73	39.74	44.90	45.00	38.06	37.38	
21	1	7 ABRIL LIZARAZO L	COL	0.76	(5) 32.34	(5) 1:09.80	(5) 1:51.99	(5) 2:33.02	(5) 3:21.75	(5) 4:10.17	(5) 4:48.23	<b>5:25.04</b>	44.22
						37.46	42.19	41.03	48.73	48.42	38.06	36.81	
	1	3 NEFSI Hamida Rania	ALG									<b>DNS</b>	

<b>Legend:</b>							
DNS	Did not start	Q	Classified Final	R.T.	Reaction time	UR	Universiade Record
WR	World record						





# RESULT BOOK


29TH Summer Universiade Taipei 2017



## Swimming

Women's 4x100m

Freestyle Relay





## MEDALLISTS RELAY

獎牌得主

Medal	NUSF	Name
GOLD	CAN - Canada	SAVARD Katerine KEIRE Jacqueline FOURNIER Sarah ZEVNIK Alexia
SILVER	RUS - Russian Federation	KAMENEVA Mariia LAPSHINA Polina GUZHENKOVA Anastasia OPENYSHEVA Arina
BRONZE	USA - United States of America	BALDWIN Caroline Grace RASMUS Claire Elizabet KONOPKA Katrina Marie BURCHILL Veronica



## START LIST

出賽名單

	Record	NUSF (Relay)	Location	Date
<b>WR</b>	3:30.65	AUS-AUSTRALIA	RIO DE JANEIRO (BRA)	06 AUG 2016
<b>UR</b>	3:38.12	USA-UNITED STATES	GWANGJU (KOR)	04 JUL 2015

Final

Event No. 8

Lane	NUSF	Name	Date of Birth	Qualifying Time	Time	Rank
1	CAN - CANADA	SAVARD Katerine	26 MAY 1993	3:43.99		
		KEIRE Jacqueline	19 OCT 1994			
		FOURNIER Sarah	5 JUL 1996			
		ZEVNIK Alexia	4 MAR 1994			
2	JPN - JAPAN	IGARASHI Chihiro	24 MAY 1995	3:42.80		
		OMOTO Rika	8 MAY 1997			
		IWAMOTO Ayu	27 NOV 1996			
		WATANABE Kanako	15 NOV 1996			
3	BRA - BRAZIL	MARTINS DE OLIVEIRA Larissa	16 FEB 1993	3:42.23		
		HARRISON MARCHIO A	13 MAY 1993			
		DUARTE LYRIO Manuella	27 JUL 1989			
		LOPES FERREIRA DE P Daynara	25 JUL 1989			
4	USA - UNITED STATES of AMERICA	BALDWIN Caroline Grace	26 FEB 1996	3:41.30		
		RASMUS Claire Elizabet	10 DEC 1996			
		KONOPKA Katrina Marie	14 APR 1997			
		BURCHILL Veronica	11 OCT 1997			
5	RUS - RUSSIAN FEDERATION	KAMENEVA Mariia	27 MAY 1999	3:41.89		
		LAPSHINA Polina	14 NOV 1995			
		GUZHENKOVA Anastasia	16 AUG 1997			
		OPENYSHEVA Arina	24 MAR 1999			
6	ITA - ITALY	PEZZATO Aglaia	22 APR 1994	3:42.34		
		BIAGIOLI Paola	6 APR 1997			
		CERACCHI Rachele	25 OCT 1998			
		LETRARI Laura	8 MAR 1989			
7	GBR - UNITED KINGDOM of G.B. & N.I	HOPE Lucy Rebecca	30 JAN 1997	3:42.94		
		JACKSON Jessica Maria	10 SEP 1997			
		GREENSLADE Kathryn Sian	18 JAN 1998			
		HOPKIN Anna Elizabeth	24 APR 1996			
8	FRA - FRANCE	TOUATI Assia, Anais, N	23 APR 1995	3:44.83		
		MOREL Alizee, Marie-E	14 MAY 1995			
		PETIT Cassandra	10 APR 1995			
		ABERT Marion	19 MAY 1993			

Reserves

NUSF	Name	Date of Birth	Qualifying Time	Time	Rank
AUS - AUSTRALIA			3:45.09		
POL - POLAND			3:46.95		

Note:

Consult competition schedule in INFO for heat start times

Legend:

UR Universiade Record      WR World record



## START LIST

出賽名單

	Record	NUSF (Relay)	Location	Date
<b>WR</b>	3:30.65	AUS-AUSTRALIA	RIO DE JANEIRO (BRA)	06 AUG 2016
<b>UR</b>	3:38.12	USA-UNITED STATES	GWANGJU (KOR)	04 JUL 2015

### Heat 1 of 3

Event No. 8

Lane	NUSF	Qualifying Time	Time	Rank
3	CHN - CHINA			
4	CHI - CHILE	4:09.51		
5	NGR - NIGERIA	4:47.91		
6	ARG - ARGENTINA			

### Heat 2 of 3

Lane	NUSF	Qualifying Time	Time	Rank
1	NED - NETHERLANDS	3:57.00		
2	HKG - HONG KONG, CHINA	3:45.77		
3	BRA - BRAZIL	3:41.58		
4	ITA - ITALY	3:35.90		
5	CAN - CANADA	3:37.65		
6	KOR - REPUBLIC of KOREA	3:43.73		
7	AUS - AUSTRALIA	3:48.01		
8	PHI - PHILIPPINES	4:05.00		

### Heat 3 of 3

Lane	NUSF	Qualifying Time	Time	Rank
1	TPE - CHINESE TAIPEI	3:50.66		
2	FRA - FRANCE	3:44.43		
3	RUS - RUSSIAN FEDERATION	3:37.68		
4	USA - UNITED STATES of AMERICA	3:31.89		
5	JPN - JAPAN	3:36.74		
6	GBR - UNITED KINGDOM of G.B. & N.I	3:43.00		
7	POL - POLAND	3:48.00		
8	FIN - FINLAND	3:57.92		

**Note:**

Consult competition schedule in INFO for heat start times

**Legend:**

**UR** Universiade Record      **WR** World record



## RESULTS

比賽成績

	Record	NUSF (Relay)	Location	Date
WR	3:30.65	AUS-AUSTRALIA	RIO DE JANEIRO (BRA)	06 AUG 2016
UR	3:38.12	USA-UNITED STATES	GWANGJU (KOR)	04 JUL 2015

Heat 1 of 3

Event No. 8

Rank	Lane	NUSF Name	R.T.	50m	100m	Time	Time Behind
1	3	<b>CHN - CHINA</b>				<b>3:56.79</b>	
		WU Tong	0.70	28.91	59.11	(2) 59.11	
		ZHU Xiaotong	0.54	27.99	59.29	(1) 1:58.40	
		XU Jue	0.60	28.80	59.72	(1) 2:58.12	
		XU Lili	0.41	28.69	58.67	(1) 3:56.79	
2	6	<b>ARG - ARGENTINA</b>				<b>3:59.67</b>	2.88
		DIAZ Maria Belen	0.72	28.27	58.53	(1) 58.53	
		PERONI MALIZIA Fiamma	0.56	29.20	1:00.81	(2) 1:59.34	
		CARRIZO KUCHEN Olivia	0.54	29.40	1:00.49	(2) 2:59.83	
		PANZINI Florencia	0.29	28.48	59.84	(2) 3:59.67	
3	4	<b>CHI - CHILE</b>				<b>4:11.75</b>	14.96
		REYES HINRICHTSEN D	0.68	29.46	1:01.28	(3) 1:01.28	
		SPUHR RAMIREZ M	0.52	30.62	1:04.34	(3) 2:05.62	
		CHANUAR Leila Andrea	0.45	29.40	1:02.66	(3) 3:08.28	
		CHAMORRO MARTINE A	0.38	30.69	1:03.47	(3) 4:11.75	
5		<b>NGR - NIGERIA</b>				<b>DNS</b>	



## RESULTS

比賽成績

	Record	NUSF (Relay)	Location	Date
WR	3:30.65	AUS-AUSTRALIA	RIO DE JANEIRO (BRA)	06 AUG 2016
UR	3:38.12	USA-UNITED STATES	GWANGJU (KOR)	04 JUL 2015

### Heat 2 of 3

Rank	Lane	NUSF Name	R.T.	50m	100m	Time	Time Behind
1	3	<b>BRA - BRAZIL</b>				<b>3:42.23</b>	
		MARTINS DE OLIVEIRA Larissa	0.68	26.59	54.96	(2) 54.96	
		HARRISON MARCHIO A	0.19	26.46	55.71	(1) 1:50.67	
		DUARTE LYRIO Manuella	0.22	26.29	55.35	(1) 2:46.02	
		LOPES FERREIRA DE P Daynara	0.65	27.54	56.21	(1) 3:42.23	
2	4	<b>ITA - ITALY</b>				<b>3:42.34</b>	0.11
		CERACCHI Rachele	0.71	27.30	56.51	(5) 56.51	
		PEZZATO Aglaia	0.24	26.18	55.26	(4) 1:51.77	
		BIAGIOLI Paola	0.22	26.25	55.59	(2) 2:47.36	
		LETRARI Laura	0.19	26.49	54.98	(2) 3:42.34	
3	5	<b>CAN - CANADA</b>				<b>3:43.99</b>	1.76
		FOURNIER Sarah	0.70	27.03	56.34	(3) 56.34	
		KEIRE Jacqueline	0.27	26.79	55.33	(2) 1:51.67	
		GOSS Kennedy Alison	0.30	27.10	56.07	(3) 2:47.74	
		WOG Kelsey Lauren	0.51	27.07	56.25	(3) 3:43.99	
4	7	<b>AUS - AUSTRALIA</b>				<b>3:45.09</b>	2.86
		HARKIN Abbey Grace	0.70	27.35	56.53	(6) 56.53	
		TAYLOR Laura Jane	0.59	27.06	56.41	(5) 1:52.94	
		WHITTAKER Sian Monique	0.19	27.12	56.29	(4) 2:49.23	
		COONEY Gemma Jane Isab	0.42	26.90	55.86	(4) 3:45.09	
5	2	<b>HKG - HONG KONG, CHINA</b>				<b>3:48.02</b>	5.79
		HAUGHEY Siobhan Bernadette	0.70	25.84	53.83	(1) 53.83	
		TAM Hoi Lam	0.52	27.46	57.87	(3) 1:51.70	
		CHAN Kin Lok	0.51	27.97	58.11	(5) 2:49.81	
		YU Wai Ting	0.33	27.54	58.21	(5) 3:48.02	
6	1	<b>NED - NETHERLANDS</b>				<b>3:48.86</b>	6.63
		TOUSSAINT Kira Marije	0.62	26.89	56.38	(4) 56.38	
		VERMEULEN Tessa	0.23	27.18	57.23	(6) 1:53.61	
		ZANDRINGA Kinge	0.19	27.51	58.41	(7) 2:52.02	
		TIENSTRA Marieke	0.33	27.41	56.84	(6) 3:48.86	
7	6	<b>KOR - REPUBLIC OF KOREA</b>				<b>3:49.41</b>	7.18
		CHOI Hae Min	0.63	27.27	56.55	(7) 56.55	
		HWANG Seojin	0.34	26.96	57.10	(7) 1:53.65	
		PARK Hanbyeol	0.36	27.35	57.42	(6) 2:51.07	
		CHOI Jung Min	0.63	28.16	58.34	(7) 3:49.41	
8	8	<b>PHI - PHILIPPINES</b>				<b>5:45.40</b>	2:03.17
		YBANEZ Aubrey	0.95	37.17	1:18.89	(8) 1:18.89	
		VILLANUEVA Martina Jennel	0.48	38.77	1:23.72	(8) 2:42.61	
		MIRASOL Jazmine Franche	0.58	40.09	1:26.15	(8) 4:08.76	
		REYES Macy	0.50	44.87	1:36.64	(8) 5:45.40	



## RESULTS

比賽成績

	Record	NUSF (Relay)	Location	Date
WR	3:30.65	AUS-AUSTRALIA	RIO DE JANEIRO (BRA)	06 AUG 2016
UR	3:38.12	USA-UNITED STATES	GWANGJU (KOR)	04 JUL 2015

### Heat 3 of 3

Rank	Lane	NUSF Name	R.T.	50m	100m	Time	Time Behind
1	4	<b>USA - UNITED STATES of AMERICA</b>				<b>3:41.30</b>	
		RASMUS Claire Elizabet	0.67	27.29	55.50	(2) 55.50	
		KONOPKA Katrina Marie	0.44	26.04	55.20	(1) 1:50.70	
		DRABOT Katherine Grace	0.40	26.69	55.37	(1) 2:46.07	
		MC LAUGHLIN Kathryn Ann	0.48	26.82	55.23	(1) 3:41.30	
2	3	<b>RUS - RUSSIAN FEDERATION</b>				<b>3:41.89</b>	0.59
		BAKLAKOVA Mariia	0.67	27.01	56.41	(3) 56.41	
		LAPSHINA Polina	0.18	26.06	54.89	(3) 1:51.30	
		GUZHENKOVA Anastasia	0.25	26.30	55.17	(2) 2:46.47	
		OPENYSHEVA Arina	0.30	27.29	55.42	(2) 3:41.89	
3	5	<b>JPN - JAPAN</b>				<b>3:42.80</b>	1.50
		IGARASHI Chihiro	0.65	27.13	55.40	(1) 55.40	
		OMOTO Rika	0.34	26.48	55.37	(2) 1:50.77	
		IWAMOTO Ayu	0.35	26.83	55.96	(3) 2:46.73	
		WATANABE Kanako	0.19	26.55	56.07	(3) 3:42.80	
4	6	<b>GBR - UNITED KINGDOM of.</b>				<b>3:42.94</b>	1.64
		JACKSON Jessica Maria	0.67	26.66	56.46	(4) 56.46	
		GREENSLADE Kathryn Sian	0.39	27.06	56.16	(4) 1:52.62	
		HOPE Lucy Rebecca	0.35	26.34	55.44	(4) 2:48.06	
		HOPKIN Anna Elizabeth	0.42	26.03	54.88	(4) 3:42.94	
5	2	<b>FRA - FRANCE</b>				<b>3:44.83</b>	3.53
		VIGUIER Manon, Lea	0.74	27.47	57.54	(6) 57.54	
		TOUATI Assia, Anais, N	0.03	26.73	55.76	(5) 1:53.30	
		PETIT Cassandra	0.50	26.40	55.85	(5) 2:49.15	
		MOREL Alizee, Marie-E	0.23	26.91	55.68	(5) 3:44.83	
6	7	<b>POL - POLAND</b>				<b>3:46.95</b>	5.65
		SZTANDERA Dominika Anna	0.66	27.04	56.58	(5) 56.58	
		CIESLAK Joanna	0.10	27.42	57.70	(6) 1:54.28	
		GRALEWSKA Kalina	0.26	26.94	56.36	(6) 2:50.64	
		DOWGIERT Anna	0.36	27.00	56.31	(6) 3:46.95	
7	1	<b>TPE - CHINESE TAIPEI</b>				<b>3:53.36</b>	12.06
		LEE Yen Ni	0.70	27.57	58.51	(8) 58.51	
		MO Li Err	0.28	27.10	57.50	(7) 1:56.01	
		CHANG Fang Yu	0.63	27.89	58.58	(7) 2:54.59	
		HSU An	0.44	28.05	58.77	(7) 3:53.36	
8	8	<b>FIN - FINLAND</b>				<b>3:55.45</b>	14.15
		TEIJONSALO Fanny Emilia	0.65	27.76	57.80	(7) 57.80	
		ASCHAN Patricia Rosa J	0.27	28.55	59.15	(8) 1:56.95	
		NORISMAA Nea Elisabet	0.33	28.26	59.36	(8) 2:56.31	
		KYLLIAEINEN Tanja Amanda	0.12	28.03	59.14	(8) 3:55.45	

<b>Legend:</b>	DNS	Did not start	R.T.	Reaction time	UR	Universiade Record	WR	World record
----------------	-----	---------------	------	---------------	----	--------------------	----	--------------



## RESULTS SUMMARY

成績總表

	Record	NUSF (Relay)	Location	Date
WR	3:30.65	AUS-AUSTRALIA	RIO DE JANEIRO (BRA)	06 AUG 2016
UR	3:38.12	USA-UNITED STATES	GWANGJU (KOR)	04 JUL 2015

Heats								Event No.	8
Rank	Heat	Lane	NUSF Name	R.T.	50m	100m	Time	Time Behind	
1	3	4	<b>USA - UNITED STATES of AMERICA</b>				<b>3:41.30</b>	Q	
			RASMUS Claire Elizabet	0.67	27.29	55.50	(2) 55.50		
			KONOPKA Katrina Marie	0.44	26.04	55.20	(1) 1:50.70		
			DRABOT Katherine Grace	0.40	26.69	55.37	(1) 2:46.07		
			MC LAUGHLIN Kathryn Ann	0.48	26.82	55.23	(1) 3:41.30		
2	3	3	<b>RUS - RUSSIAN FEDERATION</b>				<b>3:41.89</b>	0.59 Q	
			BAKLAKOVA Mariia	0.67	27.01	56.41	(3) 56.41		
			LAPSHINA Polina	0.18	26.06	54.89	(3) 1:51.30		
			GUZHENKOVA Anastasia	0.25	26.30	55.17	(2) 2:46.47		
			OPENYSHEVA Arina	0.30	27.29	55.42	(2) 3:41.89		
3	2	3	<b>BRA - BRAZIL</b>				<b>3:42.23</b>	0.93 Q	
			MARTINS DE OLIVEIRA Larissa	0.68	26.59	54.96	(2) 54.96		
			HARRISON MARCHIO A	0.19	26.46	55.71	(1) 1:50.67		
			DUARTE LYRIO Manuella	0.22	26.29	55.35	(1) 2:46.02		
			LOPES FERREIRA DE P Daynara	0.65	27.54	56.21	(1) 3:42.23		
4	2	4	<b>ITA - ITALY</b>				<b>3:42.34</b>	1.04 Q	
			CERACCHI Rachele	0.71	27.30	56.51	(5) 56.51		
			PEZZATO Aglaia	0.24	26.18	55.26	(4) 1:51.77		
			BIAGIOLI Paola	0.22	26.25	55.59	(2) 2:47.36		
			LETRARI Laura	0.19	26.49	54.98	(2) 3:42.34		
5	3	5	<b>JPN - JAPAN</b>				<b>3:42.80</b>	1.50 Q	
			IGARASHI Chihiro	0.65	27.13	55.40	(1) 55.40		
			OMOTO Rika	0.34	26.48	55.37	(2) 1:50.77		
			IWAMOTO Ayu	0.35	26.83	55.96	(3) 2:46.73		
			WATANABE Kanako	0.19	26.55	56.07	(3) 3:42.80		
6	3	6	<b>GBR - UNITED KINGDOM of.</b>				<b>3:42.94</b>	1.64 Q	
			JACKSON Jessica Maria	0.67	26.66	56.46	(4) 56.46		
			GREENSLADE Kathryn Sian	0.39	27.06	56.16	(4) 1:52.62		
			HOPE Lucy Rebecca	0.35	26.34	55.44	(4) 2:48.06		
			HOPKIN Anna Elizabeth	0.42	26.03	54.88	(4) 3:42.94		
7	2	5	<b>CAN - CANADA</b>				<b>3:43.99</b>	2.69 Q	
			FOURNIER Sarah	0.70	27.03	56.34	(3) 56.34		
			KEIRE Jacqueline	0.27	26.79	55.33	(2) 1:51.67		
			GOSS Kennedy Alison	0.30	27.10	56.07	(3) 2:47.74		
			WOG Kelsey Lauren	0.51	27.07	56.25	(3) 3:43.99		
8	3	2	<b>FRA - FRANCE</b>				<b>3:44.83</b>	3.53 Q	
			VIGUIER Manon, Lea	0.74	27.47	57.54	(6) 57.54		
			TOUATI Assia, Anais, N	0.03	26.73	55.76	(5) 1:53.30		
			PETIT Cassandra	0.50	26.40	55.85	(5) 2:49.15		
			MOREL Alizee, Marie-E	0.23	26.91	55.68	(5) 3:44.83		
9	2	7	<b>AUS - AUSTRALIA</b>				<b>3:45.09</b>	3.79	
			HARKIN Abbey Grace	0.70	27.35	56.53	(6) 56.53		
			TAYLOR Laura Jane	0.59	27.06	56.41	(5) 1:52.94		
			WHITTAKER Sian Monique	0.19	27.12	56.29	(4) 2:49.23		
			COONEY Gemma Jane Isab	0.42	26.90	55.86	(4) 3:45.09		
10	3	7	<b>POL - POLAND</b>				<b>3:46.95</b>	5.65	
			SZTANDERA Dominika Anna	0.66	27.04	56.58	(5) 56.58		
			CIESLAK Joanna	0.10	27.42	57.70	(6) 1:54.28		
			GRALEWSKA Kalina	0.26	26.94	56.36	(6) 2:50.64		
			DOWGIERT Anna	0.36	27.00	56.31	(6) 3:46.95		



## RESULTS SUMMARY

成績總表

	Record	NUSF (Relay)	Location	Date
<b>WR</b>	3:30.65	AUS-AUSTRALIA	RIO DE JANEIRO (BRA)	06 AUG 2016
<b>UR</b>	3:38.12	USA-UNITED STATES	GWANGJU (KOR)	04 JUL 2015

### Heats

Rank	Heat	Lane	NUSF Name	R.T.	50m	100m	Time	Time Behind
11	2	2	<b>HKG - HONG KONG, CHINA</b>				<b>3:48.02</b>	6.72
			HAUGHEY Siobhan Bernadette	0.70	25.84	53.83	(1) 53.83	
			TAM Hoi Lam	0.52	27.46	57.87	(3) 1:51.70	
			CHAN Kin Lok	0.51	27.97	58.11	(5) 2:49.81	
			YU Wai Ting	0.33	27.54	58.21	(5) 3:48.02	
12	2	1	<b>NED - NETHERLANDS</b>				<b>3:48.86</b>	7.56
			TOUSSAINT Kira Marije	0.62	26.89	56.38	(4) 56.38	
			VERMEULEN Tessa	0.23	27.18	57.23	(6) 1:53.61	
			ZANDRINGA Kinge	0.19	27.51	58.41	(7) 2:52.02	
			TIENSTRA Marieke	0.33	27.41	56.84	(6) 3:48.86	
13	2	6	<b>KOR - REPUBLIC OF KOREA</b>				<b>3:49.41</b>	8.11
			CHOI Hae Min	0.63	27.27	56.55	(7) 56.55	
			HWANG Seojin	0.34	26.96	57.10	(7) 1:53.65	
			PARK Hanbyeol	0.36	27.35	57.42	(6) 2:51.07	
			CHOI Jung Min	0.63	28.16	58.34	(7) 3:49.41	
14	3	1	<b>TPE - CHINESE TAIPEI</b>				<b>3:53.36</b>	12.06
			LEE Yen Ni	0.70	27.57	58.51	(8) 58.51	
			MO Li Err	0.28	27.10	57.50	(7) 1:56.01	
			CHANG Fang Yu	0.63	27.89	58.58	(7) 2:54.59	
			HSU An	0.44	28.05	58.77	(7) 3:53.36	
15	3	8	<b>FIN - FINLAND</b>				<b>3:55.45</b>	14.15
			TEIJONSALO Fanny Emilia	0.65	27.76	57.80	(7) 57.80	
			ASCHAN Patricia Rosa J	0.27	28.55	59.15	(8) 1:56.95	
			NORISMAA Nea Elisabet	0.33	28.26	59.36	(8) 2:56.31	
			KYLLIAEINEN Tanja Amanda	0.12	28.03	59.14	(8) 3:55.45	
16	1	3	<b>CHN - CHINA</b>				<b>3:56.79</b>	15.49
			WU Tong	0.70	28.91	59.11	(2) 59.11	
			ZHU Xiaotong	0.54	27.99	59.29	(1) 1:58.40	
			XU Jue	0.60	28.80	59.72	(1) 2:58.12	
			XU Lili	0.41	28.69	58.67	(1) 3:56.79	
17	1	6	<b>ARG - ARGENTINA</b>				<b>3:59.67</b>	18.37
			DIAZ Maria Belen	0.72	28.27	58.53	(1) 58.53	
			PERONI MALIZIA Fiamma	0.56	29.20	1:00.81	(2) 1:59.34	
			CARRIZO KUCHEN Olivia	0.54	29.40	1:00.49	(2) 2:59.83	
			PANZINI Florencia	0.29	28.48	59.84	(2) 3:59.67	
18	1	4	<b>CHI - CHILE</b>				<b>4:11.75</b>	30.45
			REYES HINRICHSEN D	0.68	29.46	1:01.28	(3) 1:01.28	
			SPUHR RAMIREZ M	0.52	30.62	1:04.34	(3) 2:05.62	
			CHANUAR Leila Andrea	0.45	29.40	1:02.66	(3) 3:08.28	
			CHAMORRO MARTINE A	0.38	30.69	1:03.47	(3) 4:11.75	
19	2	8	<b>PHI - PHILIPPINES</b>				<b>5:45.40</b>	2:04.10
			YBANEZ Aubrey	0.95	37.17	1:18.89	(8) 1:18.89	
			VILLANUEVA Martina Jennel	0.48	38.77	1:23.72	(8) 2:42.61	
			MIRASOL Jazmine Franche	0.58	40.09	1:26.15	(8) 4:08.76	
			REYES Macy	0.50	44.87	1:36.64	(8) 5:45.40	
	1	5	<b>NGR - NIGERIA</b>				<b>DNS</b>	

#### Legend:

<b>DNS</b>	Did not start	<b>Q</b>	Classified Final	<b>R.T.</b>	Reaction time	<b>UR</b>	Universiade Record
<b>WR</b>	World record						




# RESULT BOOK

29TH Summer Universiade Taipei 2017



## Swimming

Men's 400m Freestyle





## MEDALLISTS

獎牌得主

Medal	Name	NUSF
GOLD	ROMANCHUK Mykhailo	UKR - Ukraine
SILVER	LELLIOTT Jay Steven John	GBR - United Kingdom of G.B. & N.I.
BRONZE	SHOULTS Grant Myers	USA - United States of America



## START LIST

出場名單

	Record	Name	NUSF Code	Location	Date
WR	3:40.07	BIEDERMANN PAUL	GER	ROME (ITA)	26 JUL 2009
UR	3:46.72	STANCZYK PREMYSŁAW	POL	BELGRADE (SRB)	05 JUL 2009

### Final

Event No. 1

Lane	Name	NUSF Code	Date of Birth	Qualifying Time	Time	Rank
1	BAGSHAW Jeremy Soong Ji	CAN	21 APR 1992	3:50.89		
2	HUTCHINS Matthew Taylor	NZL	19 SEP 1994	3:49.93		
3	FROLOV Sergii	UKR	14 APR 1992	3:49.67		
4	LELLIOTT Jay Steven John	GBR	01 FEB 1995	3:48.30		
5	ROMANCHUK Mykhailo	UKR	07 AUG 1996	3:48.73		
6	D'ARRIGO Andrea Mitchell	USA	28 APR 1995	3:49.84		
7	SHOULTS Grant Myers	USA	06 JUN 1997	3:50.19		
8	PAULSSON Adam Lennart	SWE	14 MAR 1995	3:51.19		

### Reserves

Name	NUSF Code	Date of Birth	Qualifying Time	Time	Rank
BOUCHAUT Joris, Levy	FRA	27 JUN 1995	3:52.22		
HAGINO Kosuke	JPN	15 AUG 1994	3:52.24		

**Note:**

Consult competition schedule in INFO for heat start times

**Legend:**

UR Universiade Record      WR World record



## START LIST

出場名單

	Record	Name	NUSF Code	Location	Date
WR	3:40.07	BIEDERMANN PAUL	GER	ROME (ITA)	26 JUL 2009
UR	3:46.72	STANCZYK PREMYSŁAW	POL	BELGRADE (SRB)	05 JUL 2009

### Heat 1 of 6

Event No. 1

Lane	Name	NUSF Code	Date of Birth	Qualifying Time	Time	Rank
3	AL KHADHURI Musallam Abdullah	OMA	28 JAN 1992	4:30.22		
4	UETT Hendrik	EST	02 JUL 1998	4:21.00		
5	PAAVO Sander	EST	27 AUG 1998	4:29.62		
6	AL QASMI Naif Munir Ibra	OMA	11 MAR 1995	4:35.74		

### Heat 2 of 6

Lane	Name	NUSF Code	Date of Birth	Qualifying Time	Time	Rank
1	GHOSN Anthony	LBN	31 JUL 1996	4:15.03		
2	LLANTINO Randy	PHI	18 JAN 1998	4:11.00		
3	GUNADI PUTRA Satrio Bagaskar	INA	12 DEC 1996	4:08.34		
4	MA Rixin	CHN	22 JAN 1997	4:07.00		
5	ALAMZAH Muhammad	INA	19 MAR 1998	4:07.16		
6	SOLITA Jux Keaton	PHI	14 SEP 1997	4:10.50		
7	MAYER MARTINELLI Christian	PER	14 FEB 1998	4:11.82		
8	ASSI Sherif	LBN	03 MAY 1997	4:15.23		

### Heat 3 of 6

Lane	Name	NUSF Code	Date of Birth	Qualifying Time	Time	Rank
1	PINTO MATTA Matias Antonio	CHI	24 JAN 1997	4:05.12		
2	CHOI Minwoo	KOR	27 APR 1991	4:02.27		
3	LISS Thomas	SUI	18 JAN 1995	3:57.51		
4	PIIROINEN Eetu Mikael	FIN	03 OCT 1995	3:56.86		
5	RAS Ruan	RSA	27 DEC 1996	3:57.49		
6	MINCHAM Michael James M	NZL	01 JUL 1996	3:58.13		
7	CHAN Chun Hei	HKG	23 AUG 1996	4:03.00		
8	STRAZDAS Povilas	LTU	24 APR 1996	4:05.54		

### Heat 4 of 6

Lane	Name	NUSF Code	Date of Birth	Qualifying Time	Time	Rank
1	AN Ting Yao	TPE	26 AUG 1997	3:54.57		
2	PAULSSON Adam Lennart	SWE	14 MAR 1995	3:52.65		
3	ATSU Jonathan, Koffi	FRA	27 SEP 1996	3:51.71		
4	DA CRUZ KANIESKI Lucas	BRA	25 JAN 1990	3:50.73		
5	ARTIMON Alin Alexandru	ROU	19 FEB 1992	3:51.20		
6	SUYAMA Shuhei	JPN	07 JUN 1996	3:52.10		
7	BATSHA Yonatan	ISR	06 SEP 1996	3:54.00		
8	GUTIERREZ FENG Long Yuan Migue	MEX	23 FEB 1995	3:56.10		



## START LIST

出場名單

	Record	Name	NUSF Code	Location	Date
<b>WR</b>	3:40.07	BIEDERMANN PAUL	GER	ROME (ITA)	26 JUL 2009
<b>UR</b>	3:46.72	STANCZYK PREMYSŁAW	POL	BELGRADE (SRB)	05 JUL 2009

### Heat 5 of 6

Lane	Name	NUSF Code	Date of Birth	Qualifying Time	Time	Rank
1	FROLOV Sergii	UKR	14 APR 1992	3:50.60		
2	MEGLI Filippo	ITA	10 MAY 1997	3:50.28		
3	HUTCHINS Matthew Taylor	NZL	19 SEP 1994	3:49.20		
4	LELLIOTT Jay Steven John	GBR	01 FEB 1995	3:47.48		
5	MICKA Jan	CZE	15 JAN 1995	3:48.32		
6	ANDRUSENKO Viacheslav	RUS	14 MAY 1992	3:50.21		
7	LOMBINI Fabio	ITA	30 MAR 1998	3:50.43		
8	BOUCHAUT Joris, Levy	FRA	27 JUN 1995	3:50.65		

### Heat 6 of 6

Lane	Name	NUSF Code	Date of Birth	Qualifying Time	Time	Rank
1	CARER ROCCO Giuliano	BRA	18 APR 1993	3:50.49		
2	BAGSHAW Jeremy Soong Ji	CAN	21 APR 1992	3:50.27		
3	SHOULTS Grant Myers	USA	06 JUN 1997	3:48.73		
4	HAGINO Kosuke	JPN	15 AUG 1994	3:47.30		
5	ROMANCHUK Mykhailo	UKR	07 AUG 1996	3:48.00		
6	MAKSUMOV Ernest	RUS	02 JAN 1997	3:49.97		
7	PARRISH Joshua Allan	AUS	15 MAY 1997	3:50.31		
8	D'ARRIGO Andrea Mitchell	USA	28 APR 1995	3:50.61		

**Note:**

Consult competition schedule in INFO for heat start times

**Legend:**

**UR** Universiade Record      **WR** World record



RESULTS SUMMARY

成績總表

	Record	Name	NUSF Code	Location	Date
WR	3:40.07	BIEDERMANN PAUL	GER	ROME (ITA)	26 JUL 2009
UR	3:46.72	STANCZYK PREMYSLAW	POL	BELGRADE (SRB)	05 JUL 2009

Heats													Event No.	1
Rank	Heat	Lane Name	NUSF Code	R.T.	50m	100m	150m	200m	250m	300m	350m	Time	Time Behind	
1	5	4 LELLIOTT Jay Steven John	GBR	0.65	(1) 26.25	(1) 54.35 (1) 1:22.91	(1) 1:51.83 (1) 2:20.64	(1) 2:49.82 (1) 3:19.33	3:48.30				Q	
2	6	5 ROMANCHUK Mykhailo	UKR	0.73	(6) 27.19	(3) 55.63 (3) 1:24.65	(3) 1:53.52 (2) 2:22.70	(1) 2:51.69 (1) 3:20.61	3:48.73	0.43			Q	
3	5	1 FROLOV Sergii	UKR	0.78	(6) 26.79	(5) 55.63 (4) 1:24.49	(3) 1:53.79 (3) 2:22.97	(3) 2:52.45 (3) 3:21.48	3:49.67	1.37			Q	
4	6	8 D'ARRIGO Andrea Mitchell	USA	0.70	(2) 26.54	(2) 55.07 (2) 1:24.11	(1) 1:53.49 (1) 2:22.62	(2) 2:51.88 (2) 3:20.94	3:49.84	1.54			Q	
5	5	3 HUTCHINS Matthew Taylor	NZL	0.73	(2) 26.45	(2) 54.85 (2) 1:23.54	(2) 1:52.51 (2) 2:21.74	(2) 2:51.21 (2) 3:20.74	3:49.93	1.63			Q	
6	6	3 SHOULTS Grant Myers	USA	0.66	(5) 27.02	(6) 56.38 (5) 1:25.61	(5) 1:55.27 (5) 2:24.17	(5) 2:53.21 (3) 3:21.86	3:50.19	1.89			Q	
7	6	2 BAGSHAW Jeremy Soong Ji	CAN	0.67	(4) 26.98	(4) 56.08 (4) 1:25.25	(4) 1:54.53 (4) 2:23.71	(4) 2:53.09 (5) 3:22.61	3:50.89	2.59			Q	
8	4	2 PAULSSON Adam Lennart	SWE	0.74	(6) 26.93	(6) 56.19 (3) 1:25.32	(1) 1:54.85 (1) 2:23.90	(1) 2:53.22 (1) 3:22.37	3:51.19	2.89			Q	
9	5	8 BOUCHAUT Joris, Levy	FRA	0.70	(8) 27.24	(8) 56.12 (8) 1:25.66	(6) 1:54.84 (5) 2:24.29	(5) 2:53.86 (5) 3:23.72	3:52.22	3.92				
10	6	4 HAGINO Kosuke	JPN	0.68	(1) 26.07	(1) 54.79 (1) 1:24.01	(1) 1:53.49 (3) 2:23.22	(3) 2:52.88 (4) 3:22.60	3:52.24	3.94				
11	5	2 MEGLI Filippo	ITA	0.66	(4) 26.60	(3) 55.13 (3) 1:24.36	(4) 1:53.95 (4) 2:23.33	(4) 2:53.07 (4) 3:23.24	3:52.38	4.08				
12	6	6 MAKSUMOV Ernest	RUS	0.77	(8) 27.26	(5) 56.34 (6) 1:25.85	(6) 1:55.29 (6) 2:25.11	(6) 2:55.20 (6) 3:24.80	3:53.43	5.13				
13	5	7 LOMBINI Fabio	ITA	0.66	(3) 26.47	(7) 55.76 (7) 1:25.50	(8) 1:55.43 (8) 2:25.34	(8) 2:55.43 (6) 3:24.81	3:53.82	5.52				
14	6	7 PARRISH Joshua Allan	AUS	0.66	(7) 27.25	(8) 56.76 (8) 1:26.57	(7) 1:56.13 (8) 2:26.11	(8) 2:55.89 (7) 3:25.35	3:53.89	5.59				
15	5	5 MICKA Jan	CZE	0.76	(7) 26.87	(6) 55.69 (5) 1:24.83	(5) 1:54.73 (6) 2:24.49	(6) 2:54.47 (7) 3:25.36	3:55.16	6.86				
16	6	1 CARER ROCCO Giuliano	BRA	0.67	(3) 26.81	(7) 56.65 (7) 1:26.24	(8) 1:56.33 (7) 2:25.79	(7) 2:55.79 (8) 3:25.85	3:55.61	7.31				
17	4	5 ARTIMON Alin Alexandru	ROU	0.71	(2) 26.40	(1) 55.21 (1) 1:25.03	(2) 1:55.21 (2) 2:25.85	(2) 2:56.36 (3) 3:26.71	3:56.03	7.73				
18	5	6 ANDRUSENKO Viacheslav	RUS	0.77	(5) 26.78	(4) 55.57 (6) 1:24.99	(7) 1:54.89 (7) 2:24.64	(7) 2:54.94 (8) 3:25.75	3:56.20	7.90				
19	4	4 DA CRUZ KANIESKI Lucas	BRA	0.70	(7) 27.41	(8) 57.17 (8) 1:27.36	(8) 1:57.45 (7) 2:27.13	(3) 2:56.55 (2) 3:26.40	3:56.27	7.97				
20	4	8 GUTIERREZ FENG L	MEX	0.64	(3) 26.42	(3) 55.36 (2) 1:25.28	(3) 1:55.49 (5) 2:26.21	(5) 2:56.71 (4) 3:27.16	3:56.44	8.14				
21	4	6 SUYAMA Shuhei	JPN	0.65	(1) 25.82	(2) 55.31 (5) 1:25.46	(6) 1:56.05 (6) 2:26.76	(7) 2:57.72 (6) 3:27.66	3:56.65	8.35				
22	4	7 BATSHA Yonatan	ISR	0.75	(4) 26.79	(4) 55.48 (3) 1:25.32	(4) 1:55.66 (4) 2:25.94	(6) 2:56.85 (5) 3:27.40	3:57.93	9.63				
23	3	6 MINCHAM Michael James M	NZL	0.64	(2) 27.00	(1) 56.06 (1) 1:25.96	(2) 1:56.69 (2) 2:27.57	(2) 2:58.58 (2) 3:30.01	3:58.90	10.60				
24	3	3 LIESS Thomas	SUI	0.70	(5) 27.42	(6) 57.38 (6) 1:27.97	(6) 1:58.43 (5) 2:28.88	(3) 2:59.39 (1) 3:30.00	3:59.27	10.97				
25	3	2 CHOI Minwoo	KOR	0.68	(7) 27.68	(7) 58.00 (7) 1:28.56	(7) 1:59.67 (7) 2:29.98	(6) 3:00.75 (4) 3:30.43	3:59.76	11.46				



## RESULTS SUMMARY

成績總表

	Record	Name	NUSF Code	Location	Date
WR	3:40.07	BIEDERMANN PAUL	GER	ROME (ITA)	26 JUL 2009
UR	3:46.72	STANCZYK PREMYSLAW	POL	BELGRADE (SRB)	05 JUL 2009

### Heats

Rank	Heat	Lane	Name	NUSF Code	R.T.	50m	100m	150m	200m	250m	300m	350m	Time	Time Behind			
26	4	3	ATSU Jonathan, Koffi	FRA	0.66	(5) 26.85	(5) 56.13 (6) 1:25.62 (5) 1:55.71 (2) 2:25.85 (4) 2:56.60 (7) 3:28.35	29.28	29.49	30.09	30.14	30.75	31.75	31.60	3:59.95	11.65	
27	3	5	RAS Ruan	RSA	0.77	(1) 26.81	(2) 56.19 (2) 1:25.97 (1) 1:56.22 (1) 2:27.04 (1) 2:57.99 (3) 3:30.17	29.38	29.78	30.25	30.82	30.95	32.18	29.81	3:59.98	11.68	
28	3	8	STRAZDAS Povilas	LTU	0.72	(3) 27.19	(4) 57.00 (4) 1:27.19 (4) 1:57.85 (4) 2:28.70 (4) 2:59.49 (4) 3:30.43	29.81	30.19	30.66	30.85	30.79	30.94	30.39	4:00.82	12.52	
29	4	1	AN Ting Yao	TPE	0.77	(8) 27.57	(7) 56.72 (7) 1:26.57 (7) 1:57.28 (8) 2:27.83 (8) 2:59.41 (8) 3:30.96	29.15	29.85	30.71	30.55	31.58	31.55	31.60	4:02.56	14.26	
30	3	4	PIIROINEN Eetu Mikael	FIN	0.74	(6) 27.60	(5) 57.19 (5) 1:27.53 (3) 1:57.83 (3) 2:28.67 (5) 2:59.89 (6) 3:31.57	29.59	30.34	30.30	30.84	31.22	31.68	31.03	4:02.60	14.30	
31	3	7	CHAN Chun Hei	HKG	0.66	(4) 27.23	(3) 56.67 (3) 1:27.07 (5) 1:58.03 (6) 2:29.77 (7) 3:02.43 (7) 3:35.41	29.44	30.93	32.34	32.69	33.38	33.57	32.66	4:07.79	19.49	
32	2	7	MAYER MARTINELLI Christian	PER	0.63	(3) 29.55 (3) 1:01.24 (2) 1:33.54 (2) 2:05.60 (1) 2:37.41 (1) 3:09.21 (1) 3:41.45	31.69	32.30	32.06	31.81	31.80	32.24	29.94	32.98	32.38	4:11.39	23.09
33	3	1	PINTO MATTA Matias Antonio	CHI	0.75	(8) 28.03 (8) 58.47 (8) 1:29.40 (8) 2:01.74 (8) 2:34.43 (8) 3:07.81 (8) 3:41.38	30.44	30.93	32.34	32.69	33.38	33.38	33.57	32.66	4:14.04	25.74	
34	2	5	ALAMZAH Muhammad	INA	0.75	(2) 29.01 (2) 1:01.02 (2) 1:33.54 (3) 2:05.95 (2) 2:38.27 (2) 3:10.95 (2) 3:43.81	32.01	32.52	32.41	32.32	32.68	32.86	31.34	31.34	4:15.15	26.85	
35	2	4	MA Rixin	CHN	0.80	(1) 28.85 (1) 1:00.10 (1) 1:32.68 (1) 2:05.53 (3) 2:38.29 (3) 3:11.13 (3) 3:44.24	31.25	32.58	32.85	32.76	32.84	33.11	31.09	31.09	4:15.33	27.03	
36	1	4	UETT Hendrik	EST	0.66	(2) 28.23 (1) 58.91 (1) 1:30.75 (1) 2:03.00 (1) 2:36.52 (1) 3:10.00 (1) 3:44.10	30.68	31.84	32.25	33.52	33.48	34.10	32.22	32.22	4:16.32	28.02	
37	1	5	PAAVO Sander	EST	0.65	(1) 28.18 (2) 59.43 (2) 1:31.66 (2) 2:04.46 (2) 2:37.44 (2) 3:11.41 (2) 3:44.94	31.25	32.23	32.80	32.98	33.97	33.53	33.06	33.06	4:18.00	29.70	
38	2	6	SOLITA Jux Keaton	PHI	0.82	(7) 30.82 (6) 1:03.82 (6) 1:36.04 (4) 2:07.97 (4) 2:41.05 (4) 3:14.11 (4) 3:46.90	33.00	32.22	31.93	33.08	33.06	32.79	32.64	32.64	4:19.54	31.24	
39	2	1	GHOSN Anthony	LBN	0.89	(5) 30.13 (5) 1:02.49 (5) 1:35.39 (6) 2:09.18 (6) 2:42.74 (5) 3:15.42 (5) 3:48.53	32.36	32.90	33.79	33.56	32.68	33.11	32.14	32.14	4:20.67	32.37	
40	2	8	ASSI Sherif	LBN	0.76	(4) 29.68 (4) 1:01.81 (4) 1:34.83 (5) 2:08.87 (5) 2:42.11 (6) 3:16.19 (6) 3:49.34	32.13	33.02	34.04	33.24	34.08	33.15	32.26	32.26	4:21.60	33.30	
41	1	3	AL KHADHURI MA	OMA	0.77	(4) 30.99 (4) 1:04.57 (4) 1:39.80 (4) 2:15.15 (4) 2:49.66 (4) 3:23.99 (4) 3:59.37	33.58	35.23	35.35	34.51	34.33	35.38	32.97	32.97	4:32.34	44.04	
42	1	6	AL QASMI Naif Munir Ibra	OMA	0.78	(3) 29.68 (3) 1:02.85 (3) 1:36.74 (3) 2:11.67 (3) 2:47.34 (3) 3:23.43 (3) 3:58.97	33.17	33.89	34.93	35.67	36.09	35.54	34.66	34.66	4:33.63	45.33	
43	2	2	LLANTINO Randy	PHI	0.82	(6) 30.77 (7) 1:05.91 (7) 1:42.93 (7) 2:22.38 (7) 3:03.09 (7) 3:45.81 (7) 4:27.10	35.14	37.02	39.45	40.71	42.72	41.29	42.53	42.53	5:09.63	1:21.33	
	2	3	GUNADI PUTRA S	INA											DNS		

Legend:	Classified Final	R.T.	Reaction time	UR	Universiade Record	WR	World record
---------	------------------	------	---------------	----	--------------------	----	--------------



# RESULT BOOK

29TH Summer Universiade Taipei 2017



## Swimming

Women's 50m Freestyle





## MEDALLISTS

獎牌得主

Medal	Name	NUSF
GOLD	BALDWIN Caroline Grace	USA - United States of America
SILVER	KAMENEVA Mariia	RUS - Russian Federation
BRONZE	KONOPKA Katrina Marie	USA - United States of America



## START LIST

出場名單

	Record	Name	NUSF Code	Location	Date
WR	23.67	SJOSTROM SARAH	SWE	BUDAPEST (HUN)	29 JUL 2017
UR	24.48	HERASIMENIA A	BLR	KAZAN (RUS)	16 JUL 2013

### Final

Event No. 35

Lane	Name	NUSF Code	Date of Birth	Qualifying Time	Time	Rank
1	IGARASHI Chihiro	JPN	24 MAY 1995	25.38		
2	RACO Lucrezia	ITA	30 JUN 1991	25.32		
3	HERRMANN Graciele	BRA	01 JAN 1992	25.18		
4	KAMENEVA Mariia	RUS	27 MAY 1999	24.82		
5	BALDWIN Caroline Grace	USA	26 FEB 1996	25.15		
6	KONOPKA Katrina Marie	USA	14 APR 1997	25.24		
7	HARRISON MARCHIORO Alessandra Chri	BRA	13 MAY 1993	25.36		
8	OKANO Kaho	JPN	21 APR 1996	25.39		

### Reserves

Name	NUSF Code	Date of Birth	Qualifying Time	Time	Rank
HOPKIN Anna Elizabeth	GBR	24 APR 1996	25.43		
KARAKOUSKAYA Nastassia	BLR	01 AUG 1996	25.61		

#### Note:

Consult competition schedule in INFO for heat start times

#### Legend:

UR Universiade Record      WR World record



## START LIST

出場名單

	Record	Name	NUSF Code	Location	Date
WR	23.67	SJOSTROM SARAH	SWE	BUDAPEST (HUN)	29 JUL 2017
UR	24.48	HERASIMENIA A	BLR	KAZAN (RUS)	16 JUL 2013

### Heat 1 of 8

Event No. 35

Lane	Name	NUSF Code	Date of Birth	Qualifying Time	Time	Rank
3	HETTIARACHCHI Bawanthi Lashik	SRI	29 JAN 1995	33.00		
4	LODI Liisa	EST	01 DEC 1993	30.52		
5	KALUARACHCHILAGE DON Madhawe K. W.	SRI	24 JAN 1993	31.40		

### Heat 2 of 8

Lane	Name	NUSF Code	Date of Birth	Qualifying Time	Time	Rank
1	SPUHR RAMIREZ Marianne Andrea	CHI	08 FEB 1994	29.38		
2	YEO Xiu Wen	SGP	25 AUG 1996	29.11		
3	GAEBE Doutimi Okoko	NGR	18 DEC 1993	28.85		
4	CAZOT TORT Carolina Tattia	URU	19 MAR 1997	28.11		
5	HO Yan Lum Deborah	SGP	29 JUL 1998	28.25		
6	KPILIBOH Akina Yehsu	NGR	12 JAN 1993	29.01		
7	MEYA Avice Michal Ka	UGA	02 DEC 1994	29.26		
8	ESLAFOR Erika Joy	PHI	24 MAR 1998	30.00		

### Heat 3 of 8

Lane	Name	NUSF Code	Date of Birth	Qualifying Time	Time	Rank
1	TAN Chi Yan	MAC	26 DEC 1994	28.00		
2	RIVEROS SCHULZ Karen Nathalia	PAR	04 DEC 1994	27.74		
3	GIRALDO OCAMPO Maria Paula	COL	20 JUN 1997	27.54		
4	CATTANEO Jessica	PER	08 DEC 1996	27.40		
5	OLIVARES Isabella	PHI	25 FEB 1995	27.47		
6	KERSA Katriin	EST	12 JAN 1994	27.66		
7	PICCARDO URIARTE Stefania Monser	PAR	17 NOV 1998	27.97		
8	LEI On Kei	MAC	18 OCT 1991	28.00		

### Heat 4 of 8

Lane	Name	NUSF Code	Date of Birth	Qualifying Time	Time	Rank
1	PEZZATO Aglaia	ITA	22 APR 1994	27.34		
2	TAM Hoi Lam	HKG	21 APR 1998	26.75		
3	MO Li Err	TPE	16 DEC 1996	26.69		
4	DOYLE Carina Rose	NZL	06 NOV 1993	26.67		
5	MUNOZ MUNOZ Maria Paola	COL	22 SEP 1993	26.69		
6	NORISMAA Nea Elisabet	FIN	11 FEB 1995	26.71		
7	PANZINI Florencia	ARG	07 JAN 1995	27.27		
8	ZHU Xiaotong	CHN	07 FEB 1996	27.39		



## START LIST

出場名單

	Record	Name	NUSF Code	Location	Date
WR	23.67	SJOSTROM SARAH	SWE	BUDAPEST (HUN)	29 JUL 2017
UR	24.48	HERASIMENIA A	BLR	KAZAN (RUS)	16 JUL 2013

### Heat 5 of 8

Lane	Name	NUSF Code	Date of Birth	Qualifying Time	Time	Rank
1	TEIJONSALO Fanny Emilia	FIN	06 FEB 1996	26.63		
2	DIAZ Maria Belen	ARG	19 JUL 1995	26.62		
3	HUANG Mei Chien	TPE	13 JUN 1998	26.60		
4	CIESLAK Joanna	POL	11 APR 1996	26.38		
5	DOWGIERT Anna	POL	15 JUL 1990	26.57		
6	YU Wai Ting	HKG	01 AUG 1993	26.61		
7	GIRARDET Noemi	SUI	12 DEC 1994	26.62		
8	ELHENICKA Martina	CZE	10 OCT 1993	26.64		

### Heat 6 of 8

Lane	Name	NUSF Code	Date of Birth	Qualifying Time	Time	Rank
1	HARKIN Abbey Grace	AUS	06 MAY 1998	26.20		
2	OKANO Kaho	JPN	21 APR 1996	25.69		
3	HOPE Lucy Rebecca	GBR	30 JAN 1997	25.42		
4	BALDWIN Caroline Grace	USA	26 FEB 1996	25.13		
5	FOURNIER Sarah	CAN	05 JUL 1996	25.33		
6	KARAKOUSKAYA Nastassia	BLR	01 AUG 1996	25.53		
7	HWANG Seojin	KOR	19 JAN 1994	25.77		
8	PILGRIM Amira Mary	TTO	03 APR 1999	26.26		

### Heat 7 of 8

Lane	Name	NUSF Code	Date of Birth	Qualifying Time	Time	Rank
1	WU Tong	CHN	30 JUN 1998	26.20		
2	CHOI Hae Min	KOR	08 FEB 1998	25.68		
3	RACO Lucrezia	ITA	30 JUN 1991	25.40		
4	HERRMANN Graciele	BRA	01 JAN 1992	25.10		
5	HARRISON MARCHIORO Alessandra Chri	BRA	13 MAY 1993	25.17		
6	BAKLAKOVA Mariia	RUS	14 MAR 1997	25.49		
7	CHELIUS Emma Anne	RSA	02 AUG 1996	25.73		
8	TOUSSAINT Kira Marije	NED	22 MAY 1994	26.23		



## START LIST

出場名單

	Record	Name	NUSF Code	Location	Date
<b>WR</b>	23.67	SJOSTROM SARAH	SWE	BUDAPEST (HUN)	29 JUL 2017
<b>UR</b>	24.48	HERASIMENIA A	BLR	KAZAN (RUS)	16 JUL 2013

### Heat 8 of 8

Lane	Name	NUSF Code	Date of Birth	Qualifying Time	Time	Rank
1	VERMEULEN Tessa	NED	29 JAN 1998	26.05		
2	KEIRE Jacqueline	CAN	19 OCT 1994	25.56		
3	IGARASHI Chihiro	JPN	24 MAY 1995	25.38		
4	HOPKIN Anna Elizabeth	GBR	24 APR 1996	25.07		
5	KONOPKA Katrina Marie	USA	14 APR 1997	25.16		
6	KAMENEVA Mariia	RUS	27 MAY 1999	25.44		
7	COONEY Gemma Jane Isab	AUS	10 NOV 1999	25.71		
8	IBRAIM Elmira	KAZ	02 APR 1992	26.20		

**Note:**  
Consult competition schedule in INFO for heat start times

**Legend:**  
**UR** Universiade Record      **WR** World record



## RESULTS

比賽成績

Record	Name	NUSF Code	Location	Date
WR	23.67 SJOSTROM SARAH	SWE	BUDAPEST (HUN)	29 JUL 2017
UR	24.48 HERASIMENIA A	BLR	KAZAN (RUS)	16 JUL 2013

### Heat 1 of 8

Event No. 35

Rank	Lane	Name	NUSF Code	R.T.	Time	Time Behind
1	4	LODI Liisa	EST	0.72	29.53	
2	5	KALUARACHCHILAGE M	SRI	0.97	32.18	2.65
3	3	HETTIARACHCHI B	SRI	0.76	32.90	3.37

### Heat 2 of 8

Rank	Lane	Name	NUSF Code	R.T.	Time	Time Behind
1	5	HO Yan Lum Deborah	SGP	0.85	28.00	
2	2	YEO Xiu Wen	SGP	0.81	28.38	0.38
3	4	CAZOT TORT Carolina Tattia	URU	0.69	28.59	0.59
4	7	MEYA Avice Michal Ka	UGA	0.75	29.23	1.23
5	1	SPUHR RAMIREZ M	CHI	0.79	29.76	1.76
6	8	ESLAFOR Erika Joy	PHI	0.79	31.23	3.23
	3	GAEBE Doutimi Okoko	NGR		DNS	
	6	KPILIBOH Akina Yehsu	NGR		DNS	

### Heat 3 of 8

Rank	Lane	Name	NUSF Code	R.T.	Time	Time Behind
1	8	LEI On Kei	MAC	0.66	27.18	
2	1	TAN Chi Yan	MAC	0.67	27.34	0.16
3	6	KERSA Katriin	EST	0.77	27.85	0.67
4	4	CATTANEO Jessica	PER	0.72	28.16	0.98
5	5	OLIVARES Isabella	PHI	0.59	28.29	1.11
6	2	RIVEROS SCHULZ K	PAR	0.68	28.43	1.25
7	3	GIRALDO OCAMPO M	COL	0.77	28.58	1.40
8	7	PICCARDO URIARTE S	PAR	0.79	28.64	1.46

### Heat 4 of 8

Rank	Lane	Name	NUSF Code	R.T.	Time	Time Behind
1	1	PEZZATO Aglaia	ITA	0.68	25.88	
2	6	NORISMAA Nea Elisabet	FIN	0.69	26.88	1.00
3	4	DOYLE Carina Rose	NZL	0.75	26.89	1.01
4	2	TAM Hoi Lam	HKG	0.74	26.91	1.03
5	3	MO Li Err	TPE	0.75	27.25	1.37
6	8	ZHU Xiaotong	CHN	0.81	27.53	1.65
6	5	MUNOZ MUNOZ Maria Paola	COL	0.72	27.53	1.65
8	7	PANZINI Florencia	ARG	0.80	28.27	2.39

### Heat 5 of 8

Rank	Lane	Name	NUSF Code	R.T.	Time	Time Behind
1	5	DOWGIERT Anna	POL	0.67	25.66	
2	3	HUANG Mei Chien	TPE	0.66	26.85	1.19
3	8	ELHENICKA Martina	CZE	0.72	26.90	1.24
4	7	GIRARDET Noemi	SUI	0.76	26.91	1.25
5	6	YU Wai Ting	HKG	0.72	26.99	1.33
6	2	DIAZ Maria Belen	ARG	0.69	27.06	1.40
7	4	CIESLAK Joanna	POL	0.71	27.29	1.63
	1	TEIJONSALO Fanny Emilia	FIN		DNS	



## RESULTS

比賽成績

	Record	Name	NUSF Code	Location	Date
<b>WR</b>	23.67	SJOSTROM SARAH	SWE	BUDAPEST (HUN)	29 JUL 2017
<b>UR</b>	24.48	HERASIMENIA A	BLR	KAZAN (RUS)	16 JUL 2013

### Heat 6 of 8

Rank	Lane	Name	NUSF Code	R.T.	Time	Time Behind
1	4	BALDWIN Caroline Grace	USA	0.73	<b>25.36</b>	
2	2	OKANO Kaho	JPN	0.67	<b>25.41</b>	0.05
3	6	KARAKOUSKAYA Nastassia	BLR	0.71	<b>25.73</b>	0.37
4	7	HWANG Seojin	KOR	0.71	<b>26.10</b>	0.74
5	3	HOPE Lucy Rebecca	GBR	0.72	<b>26.30</b>	0.94
6	1	HARKIN Abbey Grace	AUS	0.72	<b>26.63</b>	1.27
7	8	PILGRIM Amira Mary	TTO	0.64	<b>27.16</b>	1.80
	5	FOURNIER Sarah	CAN		<b>DNS</b>	

### Heat 7 of 8

Rank	Lane	Name	NUSF Code	R.T.	Time	Time Behind
1	5	HARRISON MARCHIO A	BRA	0.67	<b>25.38</b>	
2	3	RACO Lucrezia	ITA	0.73	<b>25.42</b>	0.04
3	7	CHELIUS Emma Anne	RSA	0.68	<b>25.61</b>	0.23
4	4	HERRMANN Graciele	BRA	0.67	<b>25.67</b>	0.29
5	8	TOUSSAINT Kira Marije	NED	0.59	<b>25.72</b>	0.34
6	2	CHOI Hae Min	KOR	0.59	<b>26.01</b>	0.63
7	6	BAKLAKOVA Mariia	RUS	0.69	<b>26.26</b>	0.88
8	1	WU Tong	CHN	0.71	<b>26.61</b>	1.23

### Heat 8 of 8

Rank	Lane	Name	NUSF Code	R.T.	Time	Time Behind
1	6	KAMENEVA Mariia	RUS	0.64	<b>24.99</b>	
2	5	KONOPKA Katrina Marie	USA	0.75	<b>25.17</b>	0.18
3	4	HOPKIN Anna Elizabeth	GBR	0.69	<b>25.52</b>	0.53
4	3	IGARASHI Chihiro	JPN	0.65	<b>25.64</b>	0.65
5	7	COONEY Gemma Jane Isab	AUS	0.81	<b>26.13</b>	1.14
5	2	KEIRE Jacqueline	CAN	0.71	<b>26.13</b>	1.14
7	1	VERMEULEN Tessa	NED	0.73	<b>26.46</b>	1.47
8	8	IBRAIM Elmira	KAZ	0.77	<b>26.66</b>	1.67

<b>Legend:</b>	<b>DNS</b> Did not start	<b>R.T.</b> Reaction time	<b>UR</b> Universiade Record	<b>WR</b> World record
----------------	--------------------------	---------------------------	------------------------------	------------------------



## RESULTS SUMMARY

成績總表

	Record	Name	NUSF Code	Location	Date
WR	23.67	SJOSTROM SARAH	SWE	BUDAPEST (HUN)	29 JUL 2017
UR	24.48	HERASIMENIA A	BLR	KAZAN (RUS)	16 JUL 2013

Heats Event No. 35

Rank	Heat	Lane	Name	NUSF Code	R.T.	Time	Time Behind
1	8	6	KAMENEVA Mariia	RUS	0.64	24.99	Q
2	8	5	KONOPKA Katrina Marie	USA	0.75	25.17	0.18 Q
3	6	4	BALDWIN Caroline Grace	USA	0.73	25.36	0.37 Q
4	7	5	HARRISON MARCHIO A	BRA	0.67	25.38	0.39 Q
5	6	2	OKANO Kaho	JPN	0.67	25.41	0.42 Q
6	7	3	RACO Lucrezia	ITA	0.73	25.42	0.43 Q
7	8	4	HOPKIN Anna Elizabeth	GBR	0.69	25.52	0.53 Q
8	7	7	CHELIUS Emma Anne	RSA	0.68	25.61	0.62 Q
9	8	3	IGARASHI Chihiro	JPN	0.65	25.64	0.65 Q
10	5	5	DOWGIERT Anna	POL	0.67	25.66	0.67 Q
11	7	4	HERRMANN Graciele	BRA	0.67	25.67	0.68 Q
12	7	8	TOUSSAINT Kira Marije	NED	0.59	25.72	0.73 Q
13	6	6	KARAKOUSKAYA Nastassia	BLR	0.71	25.73	0.74 Q
14	4	1	PEZZATO Aglaia	ITA	0.68	25.88	0.89 Q
15	7	2	CHOI Hae Min	KOR	0.59	26.01	1.02 Q
16	6	7	HWANG Seojin	KOR	0.71	26.10	1.11 Q
17	8	2	KEIRE Jacqueline	CAN	0.71	26.13	1.14
18	8	7	COONEY Gemma Jane Isab	AUS	0.81	26.13	1.14
19	7	6	BAKLAKOVA Mariia	RUS	0.69	26.26	1.27
20	6	3	HOPE Lucy Rebecca	GBR	0.72	26.30	1.31
21	8	1	VERMEULEN Tessa	NED	0.73	26.46	1.47
22	7	1	WU Tong	CHN	0.71	26.61	1.62
23	6	1	HARKIN Abbey Grace	AUS	0.72	26.63	1.64
24	8	8	IBRAIM Elmira	KAZ	0.77	26.66	1.67
25	5	3	HUANG Mei Chien	TPE	0.66	26.85	1.86
26	4	6	NORISMAA Nea Elisabet	FIN	0.69	26.88	1.89
27	4	4	DOYLE Carina Rose	NZL	0.75	26.89	1.90
28	5	8	ELHENICKA Martina	CZE	0.72	26.90	1.91
29	4	2	TAM Hoi Lam	HKG	0.74	26.91	1.92
29	5	7	GIRARDET Noemi	SUI	0.76	26.91	1.92
31	5	6	YU Wai Ting	HKG	0.72	26.99	2.00
32	5	2	DIAZ Maria Belen	ARG	0.69	27.06	2.07
33	6	8	PILGRIM Amira Mary	TTO	0.64	27.16	2.17
34	3	8	LEI On Kei	MAC	0.66	27.18	2.19
35	4	3	MO Li Err	TPE	0.75	27.25	2.26
36	5	4	CIESLAK Joanna	POL	0.71	27.29	2.30
37	3	1	TAN Chi Yan	MAC	0.67	27.34	2.35
38	4	8	ZHU Xiaotong	CHN	0.81	27.53	2.54
38	4	5	MUNOZ MUNOZ Maria Paola	COL	0.72	27.53	2.54
40	3	6	KERSA Katriin	EST	0.77	27.85	2.86
41	2	5	HO Yan Lum Deborah	SGP	0.85	28.00	3.01
42	3	4	CATTANEO Jessica	PER	0.72	28.16	3.17
43	4	7	PANZINI Florencia	ARG	0.80	28.27	3.28
44	3	5	OLIVARES Isabella	PHI	0.59	28.29	3.30
45	2	2	YEO Xiu Wen	SGP	0.81	28.38	3.39
46	3	2	RIVEROS SCHULZ K	PAR	0.68	28.43	3.44
47	3	3	GIRALDO OCAMPO M	COL	0.77	28.58	3.59
48	2	4	CAZOT TORT Carolina Tattia	URU	0.69	28.59	3.60
49	3	7	PICCARDO URIARTE S	PAR	0.79	28.64	3.65
50	2	7	MEYA Avice Michal Ka	UGA	0.75	29.23	4.24
51	1	4	LODI Liisa	EST	0.72	29.53	4.54



## RESULTS SUMMARY

成績總表

	Record	Name	NUSF Code	Location	Date
<b>WR</b>	23.67	SJOSTROM SARAH	SWE	BUDAPEST (HUN)	29 JUL 2017
<b>UR</b>	24.48	HERASIMENIA A	BLR	KAZAN (RUS)	16 JUL 2013

### Heats

Rank	Heat	Lane	Name	NUSF Code	R.T.	Time	Time Behind
52	2	1	SPUHR RAMIREZ M	CHI	0.79	<b>29.76</b>	4.77
53	2	8	ESLAFOR Erika Joy	PHI	0.79	<b>31.23</b>	6.24
54	1	5	KALUARACHCHILAGE M	SRI	0.97	<b>32.18</b>	7.19
55	1	3	HETTIARACHCHI B	SRI	0.76	<b>32.90</b>	7.91
	2	3	GAEBE Doutimi Okoko	NGR		<b>DNS</b>	
	2	6	KPILIBOH Akina Yehsu	NGR		<b>DNS</b>	
	5	1	TEIJONSALO Fanny Emilia	FIN		<b>DNS</b>	
	6	5	FOURNIER Sarah	CAN		<b>DNS</b>	

<b>Legend:</b>	<b>Q</b> Classified Final	<b>R.T.</b> Reaction time	<b>UR</b> Universiade Record	<b>WR</b> World record
----------------	---------------------------	---------------------------	------------------------------	------------------------



## START LIST

出場名單

	Record	Name	NUSF Code	Location	Date
WR	23.67	SJOSTROM SARAH	SWE	BUDAPEST (HUN)	29 JUL 2017
UR	24.48	HERASIMENIA A	BLR	KAZAN (RUS)	16 JUL 2013

### Semifinal 1 of 2

Event No. 35

Lane	Name	NUSF Code	Date of Birth	Qualifying Time	Time	Rank
1	PEZZATO Aglaia	ITA	22 APR 1994	25.88		
2	DOWGIERT Anna	POL	15 JUL 1990	25.66		
3	RACO Lucrezia	ITA	30 JUN 1991	25.42		
4	KONOPKA Katrina Marie	USA	14 APR 1997	25.17		
5	HARRISON MARCHIORO Alessandra Chri	BRA	13 MAY 1993	25.38		
6	CHELIUS Emma Anne	RSA	02 AUG 1996	25.61		
7	TOUSSAINT Kira Marije	NED	22 MAY 1994	25.72		
8	HWANG Seojin	KOR	19 JAN 1994	26.10		

### Semifinal 2 of 2

Lane	Name	NUSF Code	Date of Birth	Qualifying Time	Time	Rank
1	KARAKOUSKAYA Nastassia	BLR	01 AUG 1996	25.73		
2	IGARASHI Chihiro	JPN	24 MAY 1995	25.64		
3	OKANO Kaho	JPN	21 APR 1996	25.41		
4	KAMENEVA Mariia	RUS	27 MAY 1999	24.99		
5	BALDWIN Caroline Grace	USA	26 FEB 1996	25.36		
6	HOPKIN Anna Elizabeth	GBR	24 APR 1996	25.52		
7	HERRMANN Graciele	BRA	01 JAN 1992	25.67		
8	CHOI Hae Min	KOR	08 FEB 1998	26.01		

### Reserves

Name	NUSF Code	Date of Birth	Qualifying Time	Time	Rank
KEIRE Jacqueline	CAN	19 OCT 1994	26.13		
COONEY Gemma Jane Isab	AUS	10 NOV 1999	26.13		

**Note:**

Consult competition schedule in INFO for heat start times

**Legend:**

UR Universiade Record      WR World record



## RESULTS

比賽成績

	Record	Name	NUSF Code	Location	Date
WR	23.67	SJOSTROM SARAH	SWE	BUDAPEST (HUN)	29 JUL 2017
UR	24.48	HERASIMENIA A	BLR	KAZAN (RUS)	16 JUL 2013

### Semifinal 1

Event No. 35

Rank	Lane	Name	NUSF Code	R.T.	Time	Time Behind
1	4	KONOPKA Katrina Marie	USA	0.76	25.24	
2	3	RACO Lucrezia	ITA	0.69	25.32	0.08
3	5	HARRISON MARCHIO A	BRA	0.67	25.36	0.12
4	7	TOUSSAINT Kira Marije	NED	0.58	25.62	0.38
5	1	PEZZATO Aglaia	ITA	0.66	25.65	0.41
6	2	DOWGIERT Anna	POL	0.66	25.68	0.44
7	6	CHELIUS Emma Anne	RSA	0.70	25.80	0.56
8	8	HWANG Seojin	KOR	0.71	25.91	0.67

### Semifinal 2

Rank	Lane	Name	NUSF Code	R.T.	Time	Time Behind
1	4	KAMENEVA Mariia	RUS	0.63	24.82	
2	5	BALDWIN Caroline Grace	USA	0.71	25.15	0.33
3	7	HERRMANN Graciele	BRA	0.67	25.18	0.36
4	2	IGARASHI Chihiro	JPN	0.64	25.38	0.56
5	3	OKANO Kaho	JPN	0.68	25.39	0.57
6	6	HOPKIN Anna Elizabeth	GBR	0.66	25.43	0.61
7	1	KARAKOUSKAYA Nastassia	BLR	0.73	25.61	0.79
8	8	CHOI Hae Min	KOR	0.62	25.96	1.14

Legend:

R.T. Reaction time      UR Universiade Record      WR World record



## RESULTS SUMMARY

成績總表

	Record	Name	NUSF Code	Location	Date
<b>WR</b>	23.67	SJOSTROM SARAH	SWE	BUDAPEST (HUN)	29 JUL 2017
<b>UR</b>	24.48	HERASIMENIA A	BLR	KAZAN (RUS)	16 JUL 2013

### Semifinals Event No. 35

Rank	Heat	Lane	Name	NUSF Code	R.T.	Time	Time Behind
1	2	4	KAMENEVA Mariia	RUS	0.63	<b>24.82</b>	Q
2	2	5	BALDWIN Caroline Grace	USA	0.71	<b>25.15</b>	0.33 Q
3	2	7	HERRMANN Graciele	BRA	0.67	<b>25.18</b>	0.36 Q
4	1	4	KONOPKA Katrina Marie	USA	0.76	<b>25.24</b>	0.42 Q
5	1	3	RACO Lucrezia	ITA	0.69	<b>25.32</b>	0.50 Q
6	1	5	HARRISON MARCHIO A	BRA	0.67	<b>25.36</b>	0.54 Q
7	2	2	IGARASHI Chihiro	JPN	0.64	<b>25.38</b>	0.56 Q
8	2	3	OKANO Kaho	JPN	0.68	<b>25.39</b>	0.57 Q
9	2	6	HOPKIN Anna Elizabeth	GBR	0.66	<b>25.43</b>	0.61
10	2	1	KARAKOUSKAYA Nastassia	BLR	0.73	<b>25.61</b>	0.79
11	1	7	TOUSSAINT Kira Marije	NED	0.58	<b>25.62</b>	0.80
12	1	1	PEZZATO Aglaia	ITA	0.66	<b>25.65</b>	0.83
13	1	2	DOWGIERT Anna	POL	0.66	<b>25.68</b>	0.86
14	1	6	CHELIUS Emma Anne	RSA	0.70	<b>25.80</b>	0.98
15	1	8	HWANG Seojin	KOR	0.71	<b>25.91</b>	1.09
16	2	8	CHOI Hae Min	KOR	0.62	<b>25.96</b>	1.14

<b>Legend:</b>	<b>Q</b> Classified Final	<b>R.T.</b> Reaction time	<b>UR</b> Universiade Record	<b>WR</b> World record
----------------	---------------------------	---------------------------	------------------------------	------------------------




# RESULT BOOK

29TH Summer Universiade Taipei 2017



## Swimming

Women's Marathon  
Swimming (10km)





ENTRY LIST BY EVENT As of 25 AUG 2017

參賽名單

Number of entries: 23

Name	NUSF Code	Date of Birth	Location of Qualification	Date of Qualification
MORIYAMA Yukimi	JPN	09 AUG 1996		
NIIKURA Minami	JPN	02 MAR 1998		
FURST Adeline	FRA	05 MAR 1994		
BURSKA Justyna Dorota	POL	07 APR 1995		
ZACHOSZCZ Joanna	POL	17 APR 1993		
TEGHTSOONIAN Lauren Meg	CAN	09 JAN 1997		
ELHENICKA Martina	CZE	10 OCT 1993		
ZIHLER Svenja Theresa	GER	09 JAN 1994		
KOZYDUB Olga	RUS	04 OCT 1991		
DUSABLON Jade	CAN	15 JAN 1994		
STERBOVA Lenka	CZE	08 AUG 1994		
ROMANCHUK Xeniya	KAZ	28 SEP 1997		
NOVIKOVA Mariia	RUS	27 MAR 1995		
OLASZ Anna	HUN	19 SEP 1993		
GABRIELLESCHI Giulia	ITA	24 JUL 1996		
NORDENGEN-CORRIS Sasha-Lee Da Ro	RSA	20 MAY 1997		
POZZOBON Barbara	ITA	17 SEP 1993		
SOMENEK Onon Katalin	HUN	30 SEP 1997		
EICHELBERGER JUNGBL Viviane	BRA	29 JUN 1996		
MARTINS LORSCHETTE Betina	BRA	10 JUN 1990		
WINWARD Samantha Jean	NZL	05 SEP 1994		
LEE Kareena Jane	AUS	16 DEC 1993		
DEARING Alice Georgina	GBR	23 APR 1997		

Note:  
All corrections are available in INFO



### MEDALLISTS

獎牌得主

Medal	Name	NUSF
-------	------	------

GOLD	OLASZ Anna	HUN - Hungary
SILVER	GABRIELLESCHI Giulia	ITA - Italy
BRONZE	FURST Adeline	FRA - France



## START LIST

Bib Number	Name	NUSF Code	Date of Birth	Time	Rank
51	BURSKA Justyna Dorota	POL	07 APR 1995		
52	NOVIKOVA Mariia	RUS	27 MAR 1995		
53	OLASZ Anna	HUN	19 SEP 1993		
54	GABRIELLESCHI Giulia	ITA	24 JUL 1996		
55	DEARING Alice Georgina	GBR	23 APR 1997		
56	NIKURA Minami	JPN	02 MAR 1998		
57	TEGHTSOONIAN Lauren Meg	CAN	09 JAN 1997		
58	WINWARD Samantha Jean	NZL	05 SEP 1994		
59	ROMANCHUK Xeniya	KAZ	28 SEP 1997		
60	SOMENEK Onon Katalin	HUN	30 SEP 1997		
61	ZACHOSZCZ Joanna	POL	17 APR 1993		
62	POZZOBON Barbara	ITA	17 SEP 1993		
63	DUSABLON Jade	CAN	15 JAN 1994		
64	EICHELBERGER JUNGBL Viviane	BRA	29 JUN 1996		
65	LEE Kareena Jane	AUS	16 DEC 1993		
66	ELHENICKA Martina	CZE	10 OCT 1993		
67	FURST Adeline	FRA	05 MAR 1994		
68	ZIHLER Svenja Theresa	GER	09 JAN 1994		
69	MORIYAMA Yukimi	JPN	09 AUG 1996		
70	STERBOVA Lenka	CZE	08 AUG 1994		
71	NORDENGEN-CORRIS Sasha-Lee Da Ro	RSA	20 MAY 1997		
72	KOZYDUB Olga	RUS	04 OCT 1991		
73	MARTINS LORSCHUITTE Betina	BRA	10 JUN 1990		

**Note:**

Consult competition schedule in INFO for heat start times



RESULTS

比賽成績

Rk	Bib	Name	NUSF	Finish / Time behind
1	53	OLASZ Anna	HUN	2:04:12.2
2	54	GABRIELLESCHI Giulia	ITA	2:04:17.9 5.7
3	67	FURST Adeline	FRA	2:04:23.1 10.9
4	64	EICHELBERGER JUN V	BRA	2:04:39.3 27.0
5	60	SOMENEK Onon Katalin	HUN	2:04:40.8 28.6
6	62	POZZOBON Barbara	ITA	2:04:42.8 30.5
7	69	MORIYAMA Yukimi	JPN	2:04:49.5 37.3
8	52	NOVIKOVA Mariia	RUS	2:05:05.0 52.7
9	68	ZIHLER Svenja Theresa	GER	2:05:12.6 1:00.4
10	61	ZACHOSZCZ Joanna	POL	2:05:32.7 1:20.5
11	72	KOZYDUB Olga	RUS	2:06:49.0 2:36.8
12	56	NIKURA Minami	JPN	2:06:49.1 2:36.9
13	70	STERBOVA Lenka	CZE	2:14:51.2 10:39.0
14	73	MARTINS LORSCHER B	BRA	2:14:52.4 10:40.1
15	59	ROMANCHUK Xeniya	KAZ	2:15:45.2 11:33.0
	58	WINWARD Samantha Jean	NZL	DNF
	51	BURSKA Justyna Dorota	POL	DNF
	65	LEE Kareena Jane	AUS	DNS
	63	DUSABLON Jade	CAN	DNS
	57	TEGHTSOONIAN L	CAN	DNS
	66	ELHENICKA Martina	CZE	DNS

Legend:

DNF Did not finish      DNS Did not start



## RESULTS

比賽成績

Rk	Bib	Name	NUSF	Finish / Time behind
	55	DEARING Alice Georgina	GBR	DNS
	71	NORDENGEN-CORRIS S	RSA	DNS

Legend:

DNF Did not finish      DNS Did not start



## RESULTS

比賽成績

Rk	Bib	Name	NUSF	Finish / Time behind
1	13	PALTRINIERI Gregorio	ITA	1:54:52.4
2	11	MEISSNER Soeren Detlef	GER	1:55:01.5 9.1
3	1	PIELOWSKI K	POL	1:55:19.6 27.2
4	6	LOPES MAMEDIO DO A	BRA	1:55:24.2 31.8
5	24	BELYAEV Kirill	RUS	1:57:06.8 2:14.4
6	19	KHUDYAKOV Vitaliy	KAZ	1:57:13.6 2:21.2
7	10	RIBEIRO COLONESE V	BRA	1:57:15.2 2:22.8
8	25	NONAKA Taiki	JPN	1:57:20.3 2:27.9
9	26	KOZHEVNIKOV Roman	RUS	1:57:21.9 2:29.5
10	3	SMITS Pepijn Maxime	NED	1:58:21.2 3:28.8
11	14	PAP Márk	HUN	2:00:25.4 5:33.0
12	5	CHO Cheng Chi	TPE	2:00:25.5 5:33.1
13	20	KOZUBEK Matej	CZE	2:01:49.5 6:57.1
14	9	AOKI Yosuke	JPN	2:01:50.0 6:57.6
15	16	INGEDULD Vit	CZE	2:01:54.0 7:01.6
16	8	RESMAN Shahar	ISR	2:05:37.5 10:45.1
17	15	KENENBAYEV Kenessary	KAZ	2:12:15.6 17:23.2
18	23	LANUZA SEGURA C	CRC	2:16:34.9 21:42.5
	22	MOHAMMED A	TTO	OTL
	2	MANZI Andrea	ITA	DNF
	12	ARTIMON Alin Alexandru	ROU	DNF

Legend:

DNF Did not finish      DNS Did not start      OTL Out of time limit



## RESULTS

比賽成績

Rk	Bib	Name	NUSF	Finish / Time behind
	7	SIGNORINI Oliver Campbell	AUS	DNS
	21	EDWARDS Kai Graeme	AUS	DNS
	18	GUERTIN Philippe	CAN	DNS
	17	HEDLIN Eric William	CAN	DNS
	27	ROBINSON Tobias Patrick	GBR	DNS
	4	AL KHADHURI MA	OMA	DNS

Legend:

DNF Did not finish      DNS Did not start      OTL Out of time limit